


Grup Çift açılır Çelik Mengene

Group Double opens Steel Vice

Ürün Nr.2375
Sayfa 61**Modüler Mekanik Çelik Mengene**

Modular Mechanical Steel Vice

Ürün Nr.2345
Sayfa 59**Kavramalı Mengene**

Vice Grip

Ürün Nr.2300
Sayfa 56**CNC 5 Eksen Parça Bağlama Aparatı**

CNC 5-Axis Clamping Parts Apparatus

Ürün Nr.2295
Sayfa 55**Hassas Delik İşleme Aparatı**

Precision Hole Making Tool

Ürün Nr.2385
Sayfa 62**Zincirli Sıkma**

Spin Chain

Ürün Nr.2020
Sayfa 42**Kombine Burçlu Pabuç**

Combined Clamp With Bush

Ürün Nr.1275
Sayfa 14Ürün Nr.1280
Sayfa 14**Oynar Başlı Baskı Pabucu**

Pivoting Head Pad Printing

Ürün Nr.1282
Sayfa 15Ürün Nr.1283
Sayfa 15

Blok Destek

Support Block

Ürün Nr.1520
Sayfa 23**Yükseltme Kovanı**

Upgrade to the Hive

Ürün Nr.1285
Sayfa 15**Plaka Sıkma Pabucu**

Plate Sliding Clamp

Ürün Nr.1387
Sayfa 16**Kademeli Bağlama Pabucu**

Stepped Coupling Clamp

Ürün Nr.1210
Sayfa 12**Blok Yandan Sıkma Dayaması**

Block stopper Side Press

Ürün Nr.2098
Sayfa 49**Blok Yandan Sıkma**

Block Side Press

Ürün Nr.2095
Sayfa 48**Manyetik Vidalı Yükseltici**

Magnetic Screw Booster

Ürün Nr.1515
Sayfa 23

Ürünlerin kullanım videolarını
www.er-el.com.tr
adresinden izleyebilirsiniz.

index

Kombine Pabuçlar Combined Clamps

6 15



Pabuçlar Clamps

16 20



Destekler Supports


21 26



Civatalar Bolts


27 32





Somun, Pul, Set
Nut, Washer, Set

33 42



Yandan Sıkma Pabuçlar

Paralel Set

Side Press Clamps
Parallel Set

43 54



Mengeneler Delik İşlemeler

Vice
Hole Machining



55 67



Kuleler Gönyeler Özel Uygulamalar

Turrets
Setsquare
Special Applications

68 81

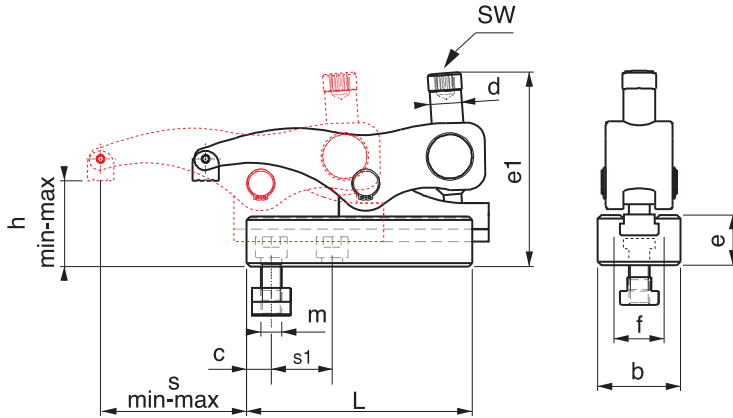
Referans Nr.		m	h		s	s1	e1	d	SW	L	e	b	c	f	sıkma kuvveti clamping force Kgf	 (g)	
			min	max													
1130-014 T	14	M12	0	60	15-83	30	113	M18	10	130	38	48	16	28	2000	2600	
1130-016 T	16	M12	0	60	15-83	30	113	M18	10	130	38	48	16	28	2000	2600	
1130-018 T	18	M12	0	60	15-83	30	113	M18	10	130	38	48	16	28	2000	2600	
1130-020 T	20	M12	0	60	15-83	30	113	M18	10	130	38	48	16	28	2000	2600	
1130-022 T	22	M12	0	60	15-83	30	113	M18	10	130	38	48	16	28	2000	2600	
1150-118 T	18	M16	0	62	18-96	35	125	M20	12	140	42	55	18	32	2500	3800	
1150-120 T	20	M16	0	62	18-96	35	125	M20	12	140	42	55	18	32	2500	3800	
1150-122 T	22	M16	0	62	18-96	35	125	M20	12	140	42	55	18	32	2500	3800	
1150-124 T	24	M16	0	62	18-96	35	125	M20	12	140	42	55	18	32	2500	3800	
1150-128 T	28	M16	0	62	18-96	35	125	M20	12	140	42	55	18	32	2500	3800	
1160-222T	22	M20	20	80	22-95	41.5	175	M24	12	24	178	55	74	24	45	5500	8900
1160-224T	24	M20	20	80	22-95	41.5	175	M24	12	24	178	55	74	24	45	5500	8900
1160-228T	28	M24	20	80	22-95	41.5	175	M24	12	24	178	55	74	24	45	5500	8900
1160-232T	32	M24	20	80	22-95	41.5	175	M24	12	24	178	55	74	24	45	5500	8900
1160-236T	36	M30	20	80	22-95	41.5	175	M24	12	24	178	55	74	24	45	5500	8900

Ürün Nr. 1130-1150 Kızaklı Kombine Sıkma Pabuçu (K.K.S.P)

- Malzeme Ck45 DIN
- Pabuç: Dövme çelik
- Kızak Gurubu 35-38 HRC sertleştirilmiştir
- **1130 Nr K.K.S.P** (a) 14-22 "T" kanalda M12 inbus civata DIN 508 "T" pabuçla kullanılır parça yükseklik sıkma aralığı 0-60mm ileri-geri hareket mesafesi 68mm'dir. Sıkma kuvveti 2000 kgf
- **1150 Nr K.K.S.P** (a) 18-28 "T" kanalda M16 inbus civata DIN 508 "T" pabuçla kullanılır. Parça yükseklik sıkma aralığı 0-62mm ileri-geri hareket mesafesi 78mm'dir. Sıkma kuvveti 2500 kgf
- **1160 Nr K.K.S.P** (a) 22-36 "T" kanalda M24 inbus civata DIN 508 "T" pabuçla kullanılır, parça yükseklik sıkma aralığı 20-80mm ileri-geri hareket mesafesi 73mm'dir. Sıkma Kuvveti 5500 kgf.

Product Nr. 1130-1150 Combined Sliding Clamp (K.K.S.P)

- Material: Ck45 DIN
- Clamp: Forged Steel
- Slige Group is hardened as 35-38 HRC
- **1130 No K.K.S.P.** (a) 14-22 is used in "T" Slot and M12 inbus bolt is used with DIN 508 "T" clamp. Height clamping gap of the piece is 0-60mm, back-and-forth movement distance is 68 mm. Clamping Force is 2000 kgf.
- **1150 No K.K.S.P.** (a) 18-28 is used in "T" Slot and M16 inbus bolt is used with DIN 508 "T" clamp. Height clamping gap of the piece is 0-62mm, back-and-forth movement distance is 78 mm. Clamping Force is 2500 kgf.
- **1160 Nr K.K.S.P** (a) 22-36 is used in "T" Slot and M20-24 inbus bolt is used with DIN 508 "T" clamp. Height clamping gap of the piece is 20-80mm, back-and- forth movement distance is 73mm. Clamping force 5500 kgf.


UYGULAMA;

- 1- Alt kızağı iş parçasına uygun şekle getirer sabitle
- 2- Üst gövdeyi kızağa sür, istenilen pozisyona getir
- 3- Pabuç inbus civatasıyla iş parçasını sabitle
- 4- Parça işlenmek için hazır

APPLICATION

- 1- Slide cradle is brought to suitable form with the work piece and then it is fixed
- 2- Upper body is driven to the slide and it is brought to desired position
- 3- Work piece is fixed with the inbus bolt of the clamp
- 4- Then the work piece becomes ready to be machined.



Kullanım Alanı

Enjeksiyon makinaları presler, freze tezgahları, matkap tezgahları ve çeşitli sanayi makinaları

Area of Use

Injection Machines, Presses, Milling Machines, Drilling Machines and various Industrial Machines



Referans Nr.		m	h		s	e1	e2	d	SW	L	b	e3	c		
			min	max											
1130-014 DT	14	M12	45	105	15-83	158	83	M18	10	130	48	45	16	4000	
1130-016 DT	16	M12	45	105	15-83	158	83	M18	10	130	48	45	16	4000	
1130-018 DT	18	M12	45	105	15-83	158	83	M18	10	130	48	45	16	4000	
1130-020 DT	20	M12	45	105	15-83	158	83	M18	10	130	48	45	16	4000	
1130-022 DT	22	M12	45	105	15-83	158	83	M18	10	130	48	45	16	4000	
1150-118 DT	18	M16	48	110	18-96	173	90	M20	12	140	55	48	18	5400	
1150-120 DT	20	M16	48	110	18-96	173	90	M20	12	140	55	48	18	5400	
1150-122 DT	22	M16	48	110	18-96	173	90	M20	12	140	55	48	18	5400	
1150-124 DT	24	M16	48	110	18-96	173	90	M20	12	140	55	48	18	5400	
1150-128 DT	28	M16	48	110	18-96	173	90	M20	12	140	55	48	18	5400	
1160-222DT	22	M20	79	139	22-95	235	114	M24	12	24	178	74	59	24	12800
1160-224DT	24	M20	79	139	22-95	235	114	M24	12	24	178	74	59	24	12800
1160-228DT	28	M24	79	139	22-95	235	114	M24	12	24	178	74	59	24	12800
1160-232DT	32	M24	79	139	22-95	235	114	M24	12	24	178	74	59	24	12800
1160-236DT	36	M30	79	139	22-95	235	114	M24	12	24	178	74	59	24	12800

Ürün Nr. 1130:Alt Destekli K.K.S.P

- M12 İnbis civata DIN 508 "T" pabuçla kullanılır.
- Parça yükseklik sıkma aralığı 45-105mm
- Sıkma kuvveti 2000kgf

Product Nr. 1130:Bottom Supported K.K.S.P

- M12 inbus bolt is used with DIN 508 "T" clamp.
- Height clamping gap of the piece is 45-105mm
- Clamping Force is 2000kgf

Ürün Nr. 1150:Alt Destekli K.K.S.P

- M16 inbus civata DIN 508 "T" pabuçla kullanılır.
- Parça yükseklik sıkma aralığı 48-110mm
- Sıkma kuvveti 2500kgf

Product Nr. 1150: Bottom Supported K.K.S.P.

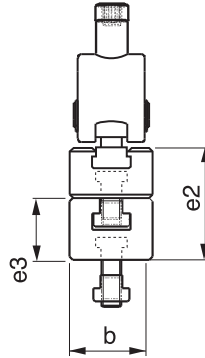
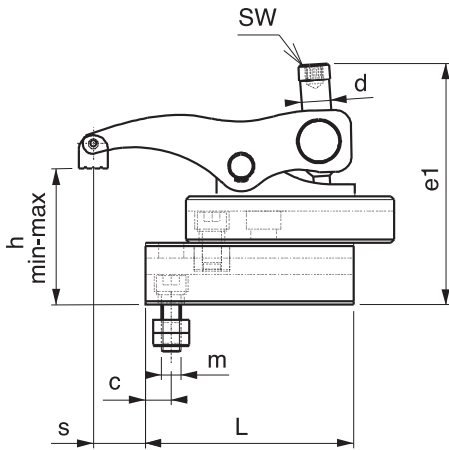
- M16 inbus bolt is used with DIN 508 "T" clamp
- Height clamping gap of the piece is 48-110mm
- Clamping Force is 2500 kgf

Ürün Nr. 1160:Alt Destekli K.K.S.P

- M24 İnbis civata DIN 508 "T" pabuçla kullanılır.
- Parça yükseklik sıkma aralığı 79-139mm
- Sıkma kuvveti 5500kgf

Product Nr. 1160:Bottom Supported K.K.S.P


- M24 inbus bolt is used with DIN 508 "T" clamp.
- Height clamping gap of the piece is 79-139mm
- Clamping Force is 5500kgf




UYGULAMA;

- 1- Alt desteği iş parçasına uygun şekilde getir sabitle
- 2- K.K.S.P destekler artırılarak istenilen mesafeye ulaşılır
- 3- K.K.S.P inbus civata ile "T" pabuca karşılık "T" kanala tak istenilen pozisyona getir
- 4- Pabuç inbus civatasıyla iş parçasını sabitle

APPLICATION

- 1- Bottom support is brought to suitable form with the work piece and then it is fixed.
- 2- Desired distance is reached by increasing K.K.S.P. supports
- 3- K.K.S.P. is applied in "T" slot with inbus bolt against "T" clamp
- 4- Work piece is fixed with the inbus bolt of the clamp



Referans Nr.		h		s	s1	e1	d	sw	L	e	b	c	f	k	sıkma kuvveti clamping force Kgf	 (g)
		min	max													
1130-012 M	M12	0	60	15-83	30	113	M18	10	130	38	48	16	28	22	2000	2600
1130-016 M	M16	0	60	15-83	30	113	M18	10	130	38	48	16	28	26	2000	2600
1150-116 M	M16	0	62	18-96	35	125	M20	12	140	42	55	18	32	26	2500	3800
1150-118 M	M18	0	62	18-96	35	125	M20	12	140	42	55	18	32	30	2500	3800
1150-120 M	M20	0	62	18-96	35	125	M20	12	140	42	55	18	32	30	2500	3800
1160-220M	M20	20	80	22-95	41.5	175	M24	12	24	178	55	74	24	45	5500	8900
1160-222M	M22	20	80	22-95	41.5	175	M24	12	24	178	55	74	24	45	5500	8900
1160-224M	M30	20	80	22-95	41.5	175	M24	12	24	178	55	74	24	45	5500	8900

Ürün Nr. 1130 K.K.S.P

- M12-M16 dış deliklerde sayfa 10'daki(1130-412)-(1130-416) Referans Nr. inbus civatayla kullanılır.
- Parça yükseklik sıkma aralığı 0-60 sıkma kuvveti 2000kgf

Ürün Nr. 1150 K.K.S.P

- M16-M18-M20 dış deliklerde sayfa 10'daki (1150-516)-(1150-518) (1150-520) Referans Nr. inbus civatayla kullanılır.
- Parça yükseklik sıkma aralığı 0-62 sıkma kuvveti 2500kgf

Ürün Nr. 1160 K.K.S.P

- M20, M22, M24 dış deliklerde sayfa 10'daki (1160-620)-(1160-622) (1160-624)-(1160-724) Referans Nr. inbus civatayla kullanılır.
- Parça yükseklik sıkma aralığı 20-80mm,sıkma kuvveti 5500 kgf

Product Nr. 1130 K.K.S.P. (Combined Sliding Clamp)

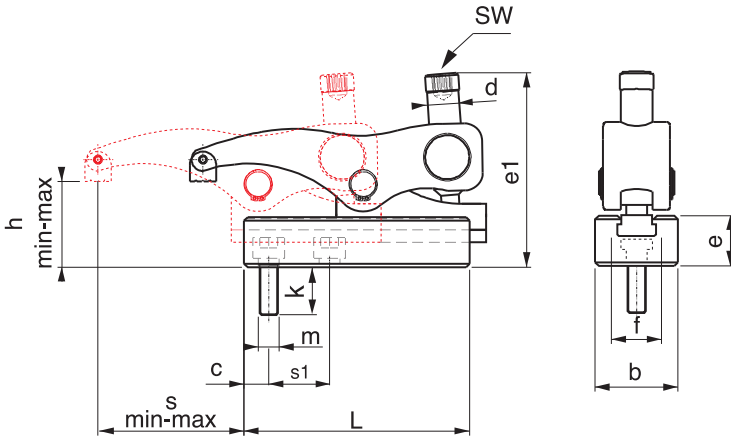
- In the outer holes M12-M16 are used with the Reference Nr. inbus bolt on page 10 (1130-412) – (1130-416).
- Height clamping gap of the piece is 0-60mm and Clamping Force is 2000 kgf.

Product Nr. 1150 K.K.S.P. (Combined Sliding Clamp)

- In the outer holes M16-M18-M20 are used with the Reference Nr. inbus bolt on page 10 (1150-516) – (1150-518) (1150-520).
- Height clamping gap of the piece is 0-62mm and Clamping Force is 2500 kgf.

Product Nr. 1160 K.K.S.P (Combined Sliding Clamp)


- In the outer holes M20, M22, M24 are used with the Reference Nr. inbus bolt on page 10 (1160-620)-(1160-622)-(1160-624)-(1160-724)
- Height clamping gap of the piece is 20-80mm and Clamping Force is 5500 kgf.


AVANTAJLARI;





- 2000kgf-2500kgf sıkma kuvveti
- Delik ve "T" kanalda kullanım
- Kızak üzerinde kaydırarak değişik pozisyonlarda sabitleme
- İnbus civatasıyla desteksiz yüksek ve düşük mesafeleri sıkır
- Pratik yapısından dolayı hızlı ve kolay şekilde bağlama sağlar

ADVANTAGES




- 2000 kgf and 2500 kgf Clamping Force.
- Usings in the hole and "T" channel.
- Ability to be fixed in verious positions by sliding on the slide.
- It clamps high and low distances without support with the inbus bolt.
- It provides rapid and easy connection due to it's practical structure.



K.K.S.P Üst Kızak Grubu
 K.K.S.P. Upper Slide Group


Referans Nr.		h		sw		
		min	max			
1130-060	14-22	0	60	10	-	1500
1150-062	18-28	0	62	12	-	2400
1160-2080	22-36	20	80	12	24	5200

Ürün Nr. 1130-1150-1160 K.K.S.P Üst Kızak Grubu
Product Nr. 1130-1150-1160 K.K.S.P Upper Slide Group
K.K.S.P "T" Kızaklı Gövde
 K.K.S.P Body with Bottom "T" Slide


Referans Nr.	g 		L	b	e	
1150-053	M16 M18 M20	18-28	140	55	42	1400
1160-074	M20 M22 M24 M30	22-36	178	74	55	3600

Ürün Nr. 1130-1150-1160 K.K.S.P Alt "T" Kızaklı Gövde

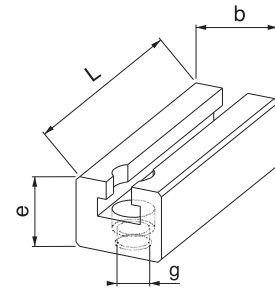
Malzeme Ck45 DIN




• Sertlik 35-38HRC

Product Nr. 1130-1150-1160 K.K.S.P Body with Bottom "T" Slide

• Material: Ck45 DIN

• Hardness: 35-38HRC


K.K.S.P Alt Destek
 K.K.S.P Bottom Support


Referans Nr.	g 		L	b	e	
1150-048	M16 M18 M20	18	140	55	48	2000
1160-059	M20 M22 M24 M30	22	178	74	59	3900

Ürün Nr. 1130-1150-1160 K.K.S.P Alt Desteği

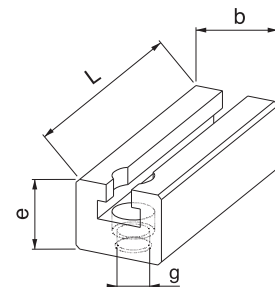
• Malzeme Ck45 DIN

• Sertlik: 35-38 HRC

Product Nr. 1130-1150-1160 K.K.S.P Bottom Support

• Material: Ck45 DIN

• Hardness: 35-38 HRC



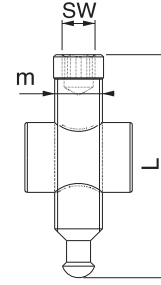
Referans Nr.	m	L	SW		(g)
1130-818	M18	83	10	-	245
1150-920	M20	96	12	-	385
1160-1024	M24	134	12	24	855

Ürün Nr. 1130-1150-1160 M18-M20-M24 Pabuç Kaldırma Civata ve Somunu

- Kalite 10.9
- Siyah kaplama

Product Nr. 1130-1150-1160 M18-M20-M24 Clamp Lifting Bolt and Nut

- Quality: 10.9
- Black Coating

Pabuç Kaldırma Civata ve Somunu
 Clamp Lifting Bolt and Nut


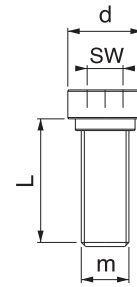
Referans Nr.	m	L	d	sw	(g)
1130-412	M12	30	20.5	10	60
1130-416	M16	34	20.5	10	65
1150-516	M16	34	24.5	12	80
1150-518	M18	38	24.5	12	85
1150-520	M20	38	24.5	12	90
1160-620	M20	45	34	12	186
1160-622	M22	49	34	12	217
1160-624	M24	46	34	12	230
1160-724	M24	55	34	12	261
1160-730	M30	66	38.5	12	455

Ürün Nr. 1130-1150-1160 Sabitleme İnbüs Civatası

- M12-M16-M18-M20 dış delikler için
- Kalite 10.9
- Siyah kaplama

Prod. Nr. 1130-1150-1160 İnbüs Bolt for Fixing

- For M12-M16-M18-M20 thread holes
- Quality: 10.9
- Black Coating

Sabitleme İnbüs Civatası
 İnbüs Bolt for Fixing


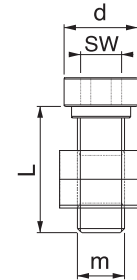
Referans Nr.	a	m	L	d	sw	(g)
1130-614	14	M12	30	20.5	10	120
1130-616	16	M12	30	20.5	10	120
1130-618	18	M12	30	20.5	10	120
1130-620	20	M12	36	20.5	10	130
1130-622	22	M12	36	20.5	10	130
1150-718	18	M16	34	24.5	12	160
1150-720	20	M16	34	24.5	12	160
1150-722	22	M16	34	24.5	12	160
1150-724	24	M16	42	24.5	12	170
1150-728	28	M16	42	24.5	12	170
1160-822	22	M20	45	34	12	341
1160-824	24	M20	45	34	12	341
1160-828	28	M24	55	34	12	580
1160-832	32	M24	61	34	12	603
1160-836	36	M30	66	38.5	12	1000

Ürün Nr. 1130-1150-1160 Sabitleme İnbüs Civata ve "T"

- (a) 14-28 "T" kanal sabitleme inbüs civata ve "T" pabuç DIN 508
- Kalite 10.9
- Siyah kaplama

Prod. Nr. 1130-1150-1160 Fixing İnbüs Bolt and "T"

- (a) 14-28 "T" Slot fixing inbüs bolt and "T" clamp DIN 508
- Quality: 10.9
- Black Coating

Sabitleme İnbüs Civata ve "T"
 Fixing İnbüs Bolt and "T"


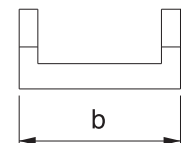
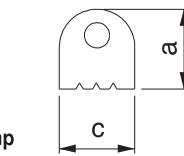
Referans Nr.	a	b	c	(g)
1130-DP	17	32	15	35
1130-BSP	19	32	15	35
1130-ESP	22	32	15	35
1150-DP	19	38	18	55
1150-BSP	21	38	18	55
1150-ESP	25	38	18	55
1160-DP	22	44	22	58
1160-BSP	25	44	22	68
1160-ESP	28	44	22	79



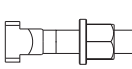


Ürün Nr. 1130-1150-1160 Ön Baskı Pabucu

- Ürün DP : Düz parça sıkma
- Ürün BSP : Boyuna silindirik sıkma
- Ürün ESP : Enine silindirik sıkma

Prod. Nr. 1130-1150-1160 Front Press Clamp

- Product DP : Straight piece clamping
- Product BSP : Longitudinal cylinder clamping
- Product ESP : Lateral cylinder clamping


Ön Baskı Pabucu
 Front Press Clamp

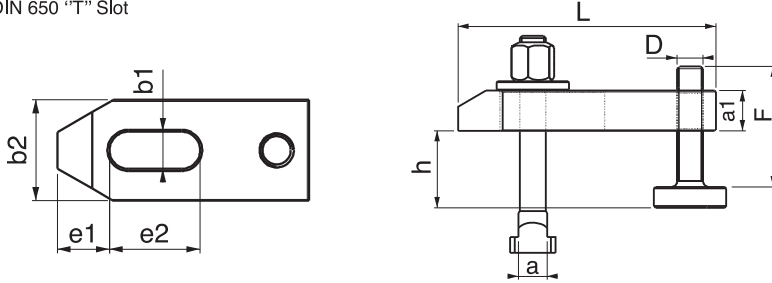

Referans Nr.		L		a1	b2	e1	e2	b1		h		
	a										D x F	(g)
1170-1010080	10	80	15	30	15	30	11	M10x10x80	10-35	M10x42	330	
1170-1212100	12	100	20	40	21	40	14.5	M12x12x100	12-40	M12x50	700	
1170-1212125	12	125	20	40	21	50	14.5	M12x12x160	12-85	M12x95	740	
1170-1214100	14	100	20	40	21	40	14.5	M12x14x100	12-40	M12x50	730	
1170-1214125	14	125	20	40	21	50	14.5	M12x14x160	12-85	M12x95	750	
1170-1616125	16	125	25	50	26	45	18.5	M16x16x125	15-50	M16x62	1400	
1170-1616160	16	160	25	50	26	65	18.5	M16x16x160	15-85	M16x97	1600	
1170-1618125	18	125	25	50	26	45	18.5	M16x18x125	15-50	M16x62	1500	
1170-1618160	18	160	25	50	26	65	18.5	M16x18x160	15.85	M16x97	1600	
1170-2020160	20	160	30	60	30	60	22.5	M20x20x160	15-45	M20x62	2600	
1170-2020200	20	200	30	60	30	80	22.5	M20x20x200	15-80	M20x97	2700	
1170-2022160	22	160	30	60	30	60	22.5	M20x22x160	15-45	M20x62	2800	
1170-2022200	22	200	30	60	30	80	22.5	M20x22x200	15-80	M20x97	2900	
1170-2424160	24	160	30	70	35	60	26.5	M24x24x160	16-60	M24x81	3200	
1170-2424200	24	200	30	70	35	80	26.5	M24x24x200	16-95	M24x116	3650	
1170-2428160	28	160	30	70	35	60	26.5	M24x28x160	16-60	M24x81	4000	
1170-2428200	28	200	30	70	35	80	26.5	M24x28x200	16-95	M24x116	4150	



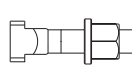


Ürün Nr. 1170 Ayarlanabilir Destek Civatalı Kombine Bağlama Pabuçu

• Ürün DIN 650 "T" kanala uyumludur

Product Nr. 1170 Combined Coupling Clamp with Adjustable Support Bolt

• Product is suitable to DIN 650 "T" Slot



Referans Nr.		L		a1	b2	e1	e2	b1		h		
	a										D x F	(g)
1190-1010100	10	100	15	30	32	32	11	M10x10x80	26-50	M10x42	350	
1190-1212125	12	125	20	40	40	40	14.5	M12x12x100	33-60	M12x50	700	
1190-1214125	14	125	20	40	40	40	14.5	M12x14x100	37-60	M12x50	750	
1190-1616160	16	160	25	50	49	50	18.5	M16x16x125	41-75	M16x62	1300	
1190-1618160	18	160	25	50	49	50	18.5	M16x18x125	41-75	M16x62	1500	
1190-2020200	20	200	30	60	55	70	22.5	M20x20x160	46-75	M20x62	2500	
1190-2022200	22	200	30	60	55	70	22.5	M20x22x160	46-75	M20x62	2700	
1190-2424200	24	200	35	70	72	60	26	M24x24x200	52-95	M24x81	3800	
1190-2428200	28	200	35	70	72	60	26	M24x28x200	52-95	M24x81	4000	

Ürün Nr. 1190 Ayarlanabilir Destek Civatalı Kombine Bağlama "Z" Pabuçu

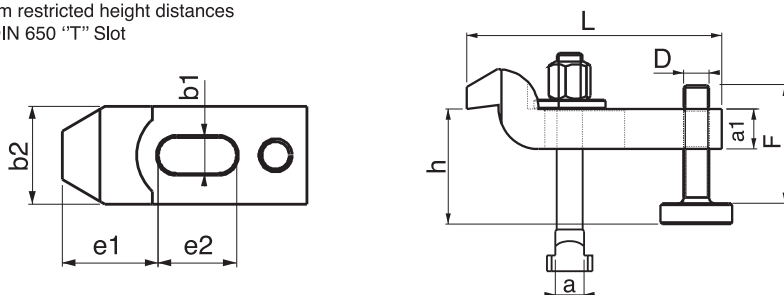
• Kısıtlı yükseklik mesafelerinden kazanma amaçlı kullanılır

• Ürün DIN 650 "T" kanala uyumludur

Product Nr. 1190 Combined Coupling "Z" Clamp with Adjustable Support Bolt

• This is used to gain from restricted height distances

• Product is suitable to DIN 650 "T" Slot



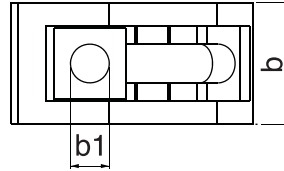
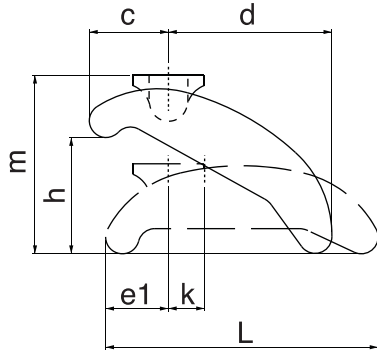
Referans Nr.	b1	a		m	h	b x L	c	d	e1	k	(g)
1210-013	13	12-14	M10-M12	52	0-40	40x90	28	48	23	14	275
1210-017	18	16-18	M14-M16	80	0-60	58x130	38	74	29	18	790
1210-021	22	20-22	M18-M20	98	0-75	68x140	46	80	32	20	1200
1210-025	26	24-28	M22-M24	110	0-90	78x175	52	100	39	24	1700


Ürün Nr. 1210 Kademeli Bağlama Pabucu

- Destek kullanmadan 0-75mm arası kullanım imkanı sağlar
- Malzeme: Ck45 DIN
- Sertlik: 35-38 HRC
- Siyah kaplama

Product Nr. 1210 Stepped Coupling Clamp

- It provides using between 0-75 mm without supporting.
- Material: Ck45 DIN
- Hardness: 35-38 HRC
- Black coated



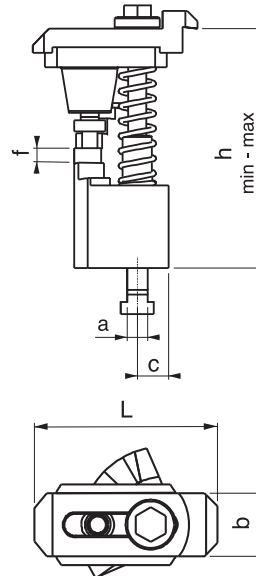
Referans Nr.	a	h min - max	f	c	L	b	(g)
1230 - 01	14-16-18-20-22	40 - 80	5	16	110	38	950
1230 - 02		70 - 125	10	16	110	38	1400
1230 - 03		120 - 175	10	18	110	38	2600
1230 - 04		170 - 225	10	23	110	38	4000



Ürün Nr. 1230 Basamaklı Kombine Pabuç

- Pabuçun çift taraflı kullanım özelliği; basamaklı yükselticisi ile kısıtlı alanlarda kullanım avantajı sağlar
- DIN 650 "T" kanala uyumludur
- Gövde malzeme GGG 60 DIN
- Pabuç malzeme Ck45 DIN Sertlik 32-35 HRC
- Civata 10.9 kalite
- Gövde statik boyalı diğer parçalar siyah kaplama

Product Nr. 1230 Stepped Combined Clamp

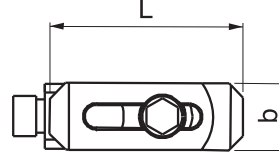
- Double-sided usage of the clamp provides using advantage in restricted areas
- Product is suitable to DIN 650 "T" Slot
- Body Material: GGG 60 DIN
- Clamp Material: Ck45 DIN and Hardness: 32-35 HRC
- Bolt Quality: 10.9
- Body is statically painted and the other parts are black coated



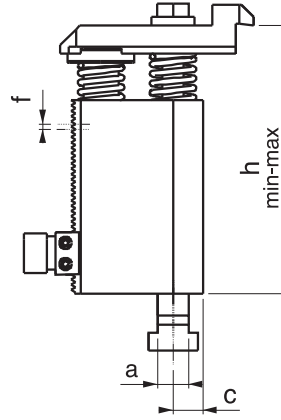
Referans Nr.		h min - max	f	c	L	b	
1250 - 02	14-16-18-20-22	80-137	3	17	110	38	1750
1250 - 03		125-224	3	17	110	38	2500
1250 - 04		160-300	3	17	110	38	3200




Ürün Nr. 1250 Kombine Bağlama Pabuç

- Pabucun çift taraflı kullanım özelliği kendi içinde bulunan kademeli yükseltici desteği ile kısıtlı alanlarda kullanım kolaylığı sağlar
- DIN 650 "T" kanala uyumludur
- Malzeme Ck45 DIN
- Pabuç sertlik 32-35 HRC
- Civata 10.9 kalite
- Siyah kaplama
- Sertlik: 32-35 HRC


Product Nr. 1250 Combined Coupling Clamp

- Double-sided usage of the clamp and it's stepped lifter's support provides using advantage in restricted areas
- It is suitable to DIN 650 "T" Slot
- Material: Ck45 DIN
- Clamp Hardness: 32-35 HRC
- Bolt Quality: 10.9
- Black coating
- Hardness: 32-35 HRC



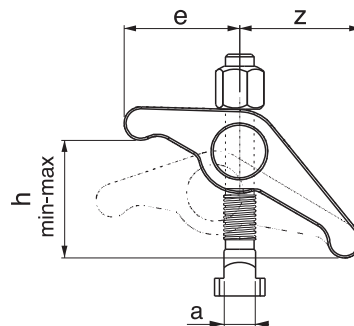
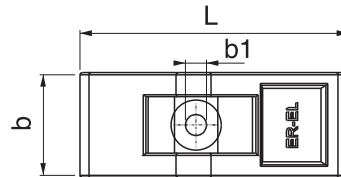
Referans Nr.		h min-max	b1	e	z	L	b	
1270-1012	12	0-45	11	48	61	109	40	710
1270-1214	14		13					
1270-1416	16	0-55	15	57	72	129	50	1200
1270-1618	18		17					

Ürün Nr. 1270 Desteksiz Askı Pabuç

- Destek kullanmadan 0-55mm arası kullanım imkanı sağlar
- Malzeme Ck45 DIN Dövme çelik
- Siyah kaplama
- Sertlik: 32-35 HRC


Product Nr. 1270 Unsupported Suspension Clamp

- Product provides using between 0-55mm without using support
- Material: Ck45 DIN Forged Steel
- Black coating
- Hardness: 32-35 HRC


Desteksiz Askı Pabuç

Unsupported Suspension Clamp



Referans Nr.	a	b	c	d	e	m	sw	m1	 (g)
1275-3012	30	28	16	40	23	M12	30	M8	290
1275-5012	50	32	20	45	40	M12	36	M12	500
1275-5016	50	32	20	45	40	M16	36	M12	500
1275-6016	60	40	25	45	45	M16	41	M16	750

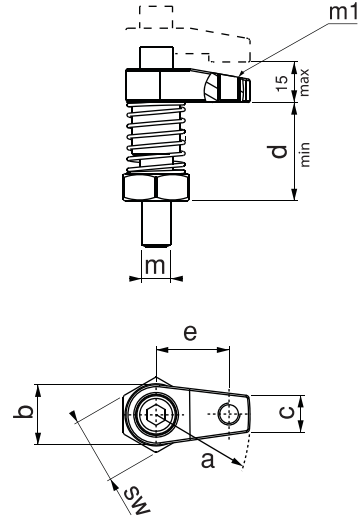
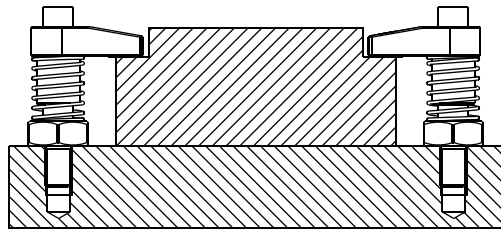



Ürün Nr. 1275 Kombine Burçlu Pabuç

- Kısıtlı alanlarda çalışma özelliği
- Malzeme: 42 CrMo 4 DIN
- Sertlik: 38-42 HRC
- Siyah kaplama

Product Nr. 1275 Combined Clamp With Bush

- Function working in restricted areas
- Material: 42 CrMo 4 DIN
- Hardness: 38-42 HRC
- Black coated



Referans Nr.	a	$\varnothing b_{h7}$	c	d	e	f	g	m	m1	j	 (g)
1280-3010	30	22	58	80	28	16	30	M10	M8	23	200
1280-5012	50	26	70	90	32	20	40	M12	M12	40	350
1280-6016	60	32	74	95	40	25	40	M16	M16	45	610

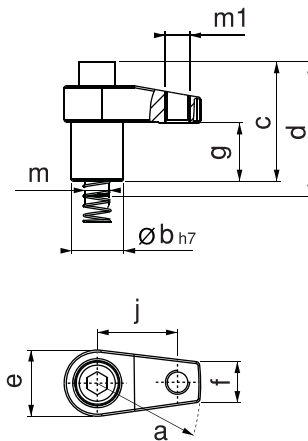


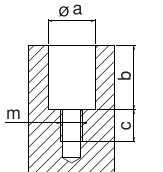
Ürün Nr. 1280 Kombine Burçlu Pabuç

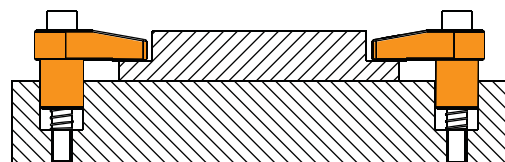
- Kısıtlı alanlarda çalışma özelliği
plaka üstüne uygulama seçeneği
- Malzeme: 42 CrMo 4 DIN
- Sertlik: 38-42 HRC
- Siyah kaplama


Product Nr. 1280 Combined Clamp With Bush

- Function working in restricted areas and
variety application at plate
- Material: 42 CrMo 4 DIN
- Hardness: 38-42 HRC
- Black coated



Referans Nr.	a (F7)	b	c	m	
1280-3010	22	30	20	M10	
1280-5012	26	40	25	M12	
1280-6016	32	40	25	M16	




Referans Nr.	a	b	m	d	sw	
1282-0825	25	12	M8	8	14	20
1282-1030	30	16	M10	10	17	30
1282-1235	35	22	M12	12	22	70
1282-1642	42	26	M16	14	27	140

Ürün Nr. 1282 Oynar Başlı Baskı Pabucu

- Dereceli temiz yüzeyler için Nr.1275 ve 1280 ürünlerle uyumludur
- Malzeme: Ck45 DIN
- Sertlik: 35-38 HRC
- Bilye: 60 HRC
- Siyah kaplama

Product Nr. 1282 Moving Head Press Clamp

- It is applicable with Nr. 1275 and 1280 for graded clean surfaces.
- Material: Ck45 DIN
- Hardness: 35-38 HRC
- Ball: 60 HRC
- Black coated


Referans Nr.	a	b	m	d	sw	
1283-0825	25	12	M8	8	14	20
1283-1030	30	16	M10	10	17	30
1283-1235	35	22	M12	12	22	70
1283-1642	42	26	M16	14	27	140

Ürün Nr. 1283 Oynar Başlı Baskı Pabucu

- Dereceli ve bozuk yüzeyler için baskı yüzeyi tırtıllı olarak tasarlanmıştır
- Malzeme: Ck45 DIN
- Sertlik: 35-38 HRC
- Bilye: 60 HRC
- Siyah kaplama

Product Nr. 1283 Moving Head Press Clamp

- Its clamping surface is designed with bead graded bad surfaces.
- Material: Ck45 DIN
- Hardness: 35-38 HRC
- Ball: 60 HRC
- Black coated

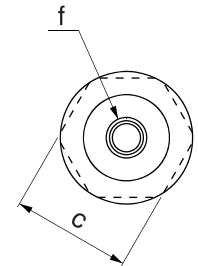
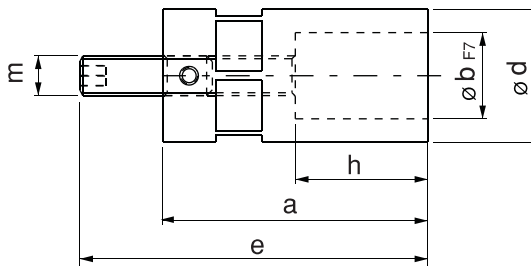
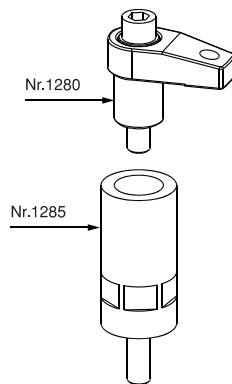
Referans Nr.	a	b F7	c	d	e	f	m	h	
1285-12080	80	26	36	40	110	M12	M12	40	600
1285-12100	100	26	36	40	130	M12	M12	40	800
1285-16080	80	32	46	50	110	M16	M16	40	830
1285-16100	100	32	46	50	130	M16	M16	40	1200

Ürün Nr. 1285 Yükseltme Kovanı

- Nr.1280 ürün ile yüksek parça bağlamalarda kullanılır
- Malzeme: Ck45 DIN
- Sertlik: 35-38 HRC
- Siyah kaplama

Product Nr. 1285 Support to the hive

- It is used together with Nr. 1280 for clamping high pieces.
- Material: Ck45 DIN
- Hardness: 35-38 HRC
- Black coated

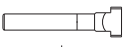



Yükseltme Kovanı

Support to the hive






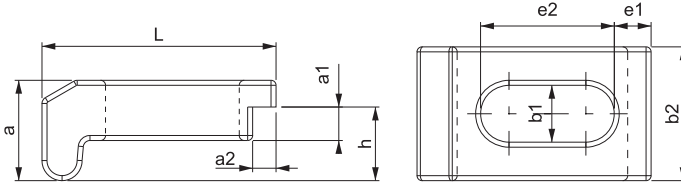
Referans Nr.	L	b1			a	b2	a1xa2	e1	e2	h	 (g)
			metrik	whitworth							
1387-12070	70	13	M12	1/2	22	40	8x6	11	40	14	300
1387-16070	70	17	M16	5/8	30	40	10x7	11	40	22	350




Ürün Nr. 1387 Plaka Sıkma Pabucu

- Yükselticisiz çalışma özelliği avantajı sağlar
- Malzeme: Ck45 DIN
- Sertlik: 32-35 HRC
- Siyah Kaplama

Product Nr. 1387 Plate Sliding Clamp

- Provides the advantage of working without support.
- Material: Ck45 DIN
- Hardness: 32-35 HRC
- Black coated



Referans Nr.	L	b1			a	b2	b3	e1	e2	 (g)
			metrik	whitworth						
1290-06050	50	6.6	M6	1/4	10	20	8	10	20	50
1290-06080	80	6.6	M6	1/4	10	20	8	10	30	80
1290-08060	60	9	M8	5/16	12	25	10	13	22	90
1290-08100	100	9	M8	5/16	12	25	10	13	45	170
1290-10080	80	11	M10	3/8	15	30	12	15	30	190
1290-10100	100	11	M10	3/8	15	30	12	15	45	340
1290-12100	100	14.5	M12-M14	1/2	20	40	14	21	45	450
1290-12125	125	14.5	M12-M14	1/2	20	40	14	21	55	600
1290-16125	125	18.5	M16-M18	5/8	25	50	18	26	55	800
1290-16160	160	18.5	M16-M18	5/8	25	50	18	26	65	1400

Merdiven Diş Bağlama Pabucu

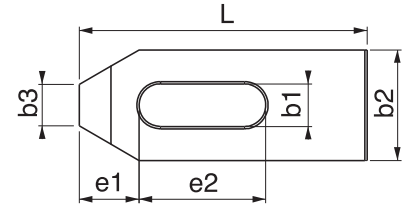
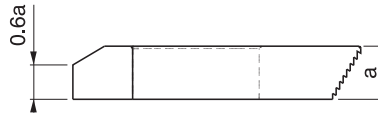
Serrated Thread Clamp



Ürün Nr. 1290 Merdiven Diş Bağlama Pabucu

- 1310 Nr. Merdiven destek ile kullanılır
- Malzeme Ck45 DIN
- Sertlik 32-35 HRC
- Siyah kaplama

Product Nr. 1290 Serrated Thread Clamp

- Product is used with No.1310 Serrated Support
- Material: Ck45 DIN
- Hardness: 32-35 HRC
- Black Coating



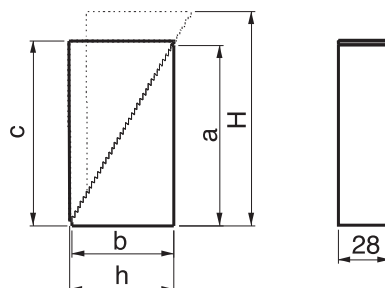
Referans Nr.	h-H	a	b	c	min-max	 (g)
1310-01	37-85	57	35	60	0-40	490
1310-02	48-112	73	45	76	0-60	780
1310-03	58-139	90	55	93	0-75	1160
1310-04	66-165	108	64	111	0-90	1500

Ürün Nr. 1310 Merdiven Diş Destek

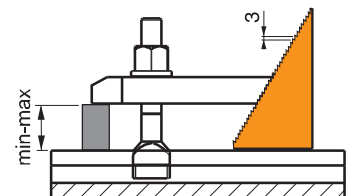
- 1290 Nr. Merdiven diş pabuç ile kullanılır
- Malzeme Ck45 DIN
- Siyah kaplama

Product Nr. 1310 Serrated Thread Support

- Product is used with No. 1290 Serrated Thread Clamp
- Material: Ck45 DIN
- Black Coating


Merdiven Diş Destek

Serrated Thread Support



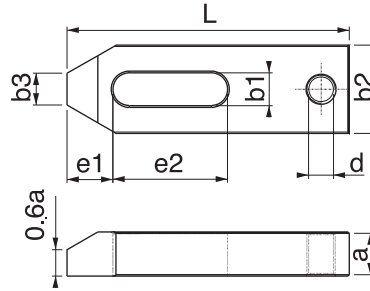
Referans Nr.	L	b1	metrik		a	b2	b3	e1	e2	d	(g)
			metrik	whitworth							
1330-06050	50	6,6	M6	1/4	10	20	8	10	20	M8	60
1330-08060	60	9	M8	5/16	12	25	10	13	22	M8	110
1330-10080	80	11	M10	3/8	15	30	12	15	30	M10	200
1330-12100	100	14,5	M12-M14	1/2	20	40	14	21	40	M12	550
1330-12125	125							21	50		600
1330-16125	125	18.5	M16-M18	5/8	25	50	18	26	45	M16	1100
1330-16160	160							26	65		1330
1330-20160	160	22.5	M20-M22	3/4	30	60	22	30	60	M20	2000
1330-20200	200							30	80		2200
1330-20250	250							35	100		2500
1330-24160	160	26	M24	1	30	70	26	35	80	M24	1900
1330-24200	200							35	80		2500
1330-24250	250							35	100		3750
1330-24315	315							40	130		4200
1330-30250	250	33	M30	11 / 4	40	80	34	45	100	M24	4800
1330-30315	315							45	130		7600
1330-36400	400	43	M36-M42	11 / 2	60	100	43	100	150	M24	17800


Ürün Nr. 1330 Destek Delikli Düz Pabuç

- Malzeme Ck45 DIN
- Sertlik 32-35 HRC
- Siyah kaplama

Product Nr. 1330 Straight Clamp with Support Hole

- Material: Ck45 DIN
- Hardness: 32-35 HRC
- Black Coating



Referans Nr.	L	b1	metrik		a	b2	b3	e1	e2	(g)	
			metrik	whitworth							
1350-06050	50	6.6	M6	1/4	10	20	8	10	20	60	
1350-08060	60	9	M8	5/16	12	25	10	13	22	110	
1350-10080	80	11	M10	3/8	15	30	12	15	30	220	
1350-12100	100	14.5	M12-M14	1/2	20	40	14	21	40	490	
1350-12125	125							21	50		640
1350-16125	125	18.5	M16-M18	5/8	25	50	18	26	45	1000	
1350-16160	160							26	65		1270
1350-20160	160	22.5	M20-M22	3/4	30	60	22	30	60	1830	
1350-20200	200							30	80		2240
1350-24200	200							35	70		2650
1350-24250	250	26	M24	1	35	70	26	35	100	3850	
1350-30250	250	33	M30	11/4	40	80	34	45	100	5000	
1350-30315	315							45	130		7800
1350-36400	400	43	M36-M42	11/2	60	100	43	100	150	18000	

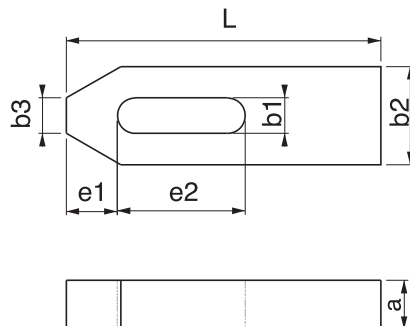
Düz Pabuç
 Straight Clamp

DIN 6314
Ürün Nr. 1350 Düz Pabuç

- Malzeme Ck45 DIN
- Sertlik 32-35 HRC
- Siyah kaplama

Product Nr. 1350 Straight Clamp

- Material: Ck45 DIN
- Hardness: 32-35 HRC
- Black Coating




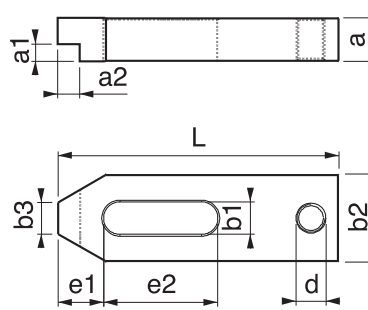
Referans Nr.	L	b1	metrik		whitworth		a	b2	a1xa2	b3	e1	e2	d	(g)
1370-10080	80	11	M10	3/8	15	30	5X8	12	15	30	M10	200		
1370-12100 1370-12125	100 125	14.5	M12-14	1/2	20	40	8x10	14	21	40 50	M12	470 610		
1370-16125 1370-16160	125 160	18.5	M16-18	5/8	25	50	10x12.5	18	26	45 65	M16	960 1190		
1370-20160 1370-20200	160 200	22.5	M20-22	3/4	30	60	12x15	22	30	60 80	M20	1730 2140		
1370-24160 1370-24200 1370-24250	160 200 250	26	M24	1	30 35 35	70	12x15 14x17 14x17	26	35	60 80 100	M24	1900 2500 3700		

Ürün Nr. 1370 Kademeli Destek Delikli Düz Pabuç

- Kısıtlı alanlarda yükseklikten kazanma amaçlı kullanılır
- Malzeme Ck45 DIN
- Sertlik 32-35 HRC
- Siyah kaplama

Product Nr. 1370 Straight Clamp with Stepped Support Hole

- This product is used in restricted areas with the purpose of gaining height
- Material: Ck45 DIN
- Hardness: 32-35 HRC
- Black Coating



Referans Nr.	L	b1	metrik		whitworth		a	b2	b3	b4	(g)
1390-06060	60	6.6	M6	1/4	12	19	6	3	60		
1390-08080	80	9	M8	5/16	15	25	8	4	140		
1390-10100	100	11	M10	3/8	20	31	10	5	300		
1390-12125 1390-12160 1390-12200	125 160 200	14.5	M12-M14	1/2	25	38	12	6	570 730 910		
1390-16160 1390-16200 1390-16250	160 200 250	18.5	M16-M18	5/8	30 30 40	48	15	8 8 10	1080 1360 2250		
1390-20200 1390-20250 1390-20315 1390-20500	200 250 315 500	22.5	M20-M22	3/4	40 40 40 50	52 62 62 62	15 20 20 20	10	1800 3000 3850 7500		
1390-24200 1390-24250 1390-24315 1390-24500	200 250 315 500	26	M24	1	40 40 40 50	66	20	10	2400 3000 3850 7600		
1390-30250 1390-30315 1390-30400 1390-30600 1390-301000	250 315 400 600 1000	33	M30	1 1/4	50 50 50 50 60	74 74 74 74 94	20 20 20 20 30	12	3700 4750 6100 9200 28000		
1390-36400 1390-36600	400 600	40	M36	1 1/2	60	100	30	12	11000 16500		
1390-42600	600	43	M42	1 1/2	80	123	40	12	29600		

DIN 6315B
ÜrünNr. 1390 Çatal Pabuç

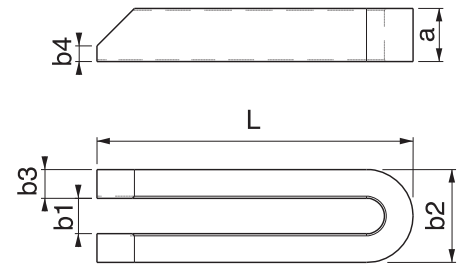
- Kademeli yüzeylerde şekilli iş parçalarının bağlanması için pabuçun yapısı itibarı ile kolaylık sağlar
- Malzeme Ck45 DIN
- Sertlik 32-35 HRC
- Siyah kaplama

Product Nr. 1390 Bifurcated Clamp

- Due to the structure of the clamp, this product provides convenience for the couplings of formed work pieces on graded surfaces
- Material: Ck45 DIN
- Hardness: 32-35 HRC
- Black Coating

Çatal Pabuç

Bifurcated Clamp



Referans Nr.	L	b1	metrik		a	e2	a1xa2	b2	d	(g)
			metrik	whitworth						
1400-10100	100	11	M10	3/8	20	70	10x10	30	M10	300
1400-12125	125	14.5	M12-14	1/2	25	90	12x12	40	M12	600
1400-16160	160	18.5	M16-18	5/8	30	110	15x15	50	M16	1200
1400-20200	200	22.5	M20-22	3/4	40	135	20x20	60	M20	2900



Ürün Nr. 1400 Kademeli Destek Delikli Çatal Pabuç

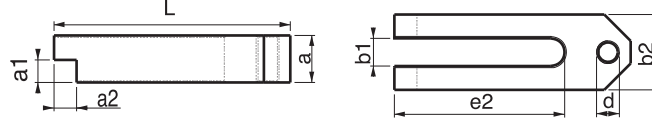
- Malzeme Ck 45 DIN
- Sertlik 32-35 HRC
- Siyah kaplama

Kademeli ve kısıtlı alanlarda kullanım avantajı sağlar.

It provides usage advantage in gradual and limited areas.

Product Nr. 1400 Bifurcated Clamp with stepped support Hole

- Material: Ck45 DIN
- Hardness: 32-35 HRC
- Black Coating



Destek Delikli Çatal Pabuç

Bifurcated Clamp with support hole

Referans Nr.	L	b1	metrik		a	e1	e2	b2	d	(g)
			metrik	whitworth						
1410-10100	100	11	M10	3/8	20	5	70	30	M10	300
1410-12125	125	14.5	M12-M14	1/2	25	6	90	40	M12	600
1410-16160	160	18.5	M16-M18	5/8	30	8	110	50	M16	1200
1410-20200	200	22.5	M20-M22	3/4	40	10	135	60	M20	2900



Ürün Nr. 1410 Destek Delikli Çatal Pabuç

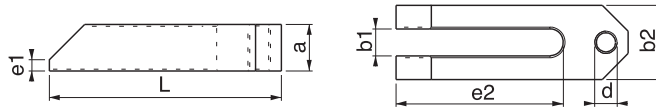
- Malzeme Ck 45 DIN
- Sertlik 32-35 HRC
- Siyah kaplama

Kademeli parçalarda ileri sıkmalarda hareket ve kullanım avantajı sağlar.

It provides usage advantage for gradual parts during forward tightenings.

Product Nr. 1410 Bifurcated clamp with support hole

- Material: Ck45 DIN
- Hardness: 32-35 HRC
- Black Coating



"L" pabuç

"L" Clamp

Referans Nr.	b1	metrik	h min - max	e	z	L	b	(g)
1430-025	25	M22-M24	3-30	46	40	86	75	1000

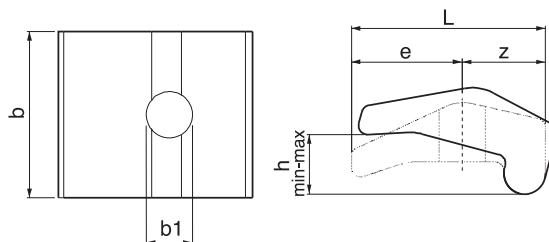



Ürün Nr. 1430 "L" pabuç

- Malzeme Ck45 DIN Dövme çelik
- Siyah kaplamalı

Product Nr. 1430 "L" Clamp

- Material: Ck45 DIN Forged Steel
- Black Coating



Referans Nr.	L	b1	metrik		a	b2	b3	c	e1	e2	d	
			metrik	whitworth								
1450-06060	60	6.6	M6	1/4	10	20	10	8	20	20	M8	80
1450-08080	80	9	M8	5/16	12	25	12	9	25	25	M8	160
1450-10100	100	11	M10	3/8	15	30	15	12	32	32	M10	300
1450-12125	125	14.5	M12-M14	1/2	20	40	20	16	40	40	M12	570
1450-16125	125	18.5	M16-M18	5/8	25	50	25	20	49	40	M16	980
1450-16160	160											1150
1450-20160	160	22.5	M20-M22	3/4	30	60	30	24	55	55	M20	1800
1450-20200	200											2150
1450-24160	160	26	M24	1	35	70	35	28	53	55	M24	2100
1450-24200	200								72	60		2560
1450-24250	250								72	80		3100
1450-30250	250	33	M30	11/4	40	80	40	40	91	80	M24	5400
1450-30315	315				50							100

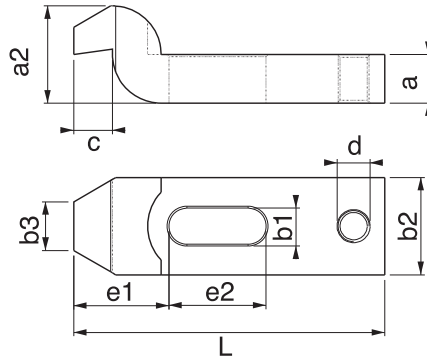
DIN 6316

Ürün Nr. 1450 Destek Delikli "Z" Bağlama Pabucu

- Yükseklikten kazanma ve somun geçişlerinde avantaj sağlar
- Malzeme Ck45 DIN
- Sertlik 32-35 HRC
- Siyah kaplama


Product Nr. 1450 Z-type Cranked Clamp with Support Hole

- This product provides advantage to gain from the height and in the passings of the bolt
- Material: Ck45 DIN
- Hardness: 32-35 HRC
- Black Coating



Silindir Başlı Çatal Pabuç

Forked Clamp with Pin Head

Referans Nr.	L1	b1	metrik		a	b2	ød	L2	L3	
			metrik	whitworth						
1470-08100	100	9	M8	5/16	15	30	12	30	18	220
1470-10125	125	11	M10	3/8	20	30	16	36	24	350
1470-12160	160	14.5	M12-M14	1/2	25	40	20	45	30	770
1470-12200	200									980
1470-16200	200	18.5	M16-M18	5/8	30	50	24	55	36	1450
1470-16250	250									1750
1470-20250	250	22.5	M20-M22	3/4	40	60	30	65	45	2750
1470-20315	315									3450
1470-24250	250	26	M24	1	40	70	38	80	56	3200
1470-24315	315									4100
1470-30315	315	34	M30	11/4	50	80	45	85	56	5700
1470-30400	400									7000

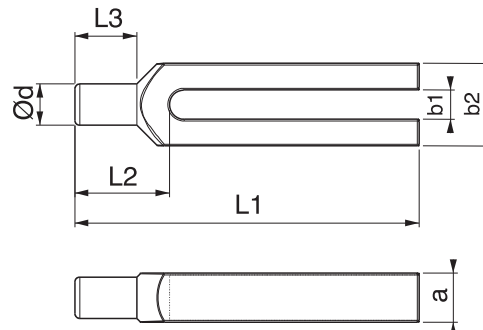
DIN 6315C

Ürün Nr. 1470 Silindir Başlı Çatal Pabuç


- Muhtelif iş parçalarının delikli yüzeylerine girerek iş parçasını sabitler
- Malzeme Ck45 DIN
- Sertlik 32-35 HRC
- Siyah kaplama

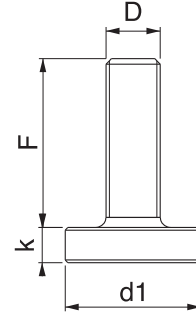
Product Nr. 1470 Forked Clamp with Pin Head

- This product fixes the work pieces by entering in the holed surfaces of various work pieces
- Material: Ck45 DIN
- Hardness: 32-35 HRC
- Black Coating





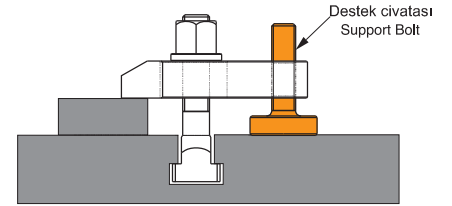
Referans Nr.	D x F	d1	k	 (g)
1490-10042	M10x42	30	8	60
1490-12050	M12x50	36	10	100
1490-12095	M12x95	36	10	150
1490-16062	M16x62	45	13	200
1490-16097	M16x97	45	13	250
1490-16117	M16x117	45	13	300
1490-20062	M20x62	50	13	340
1490-20097	M20x97	50	13	400
1490-20117	M20x117	50	13	430
1490-24081	M24x81	50	14	600
1490-24116	M24x116	50	14	850

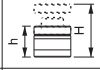





Ürün Nr. 1490 Pabuç Destek Civatası

- Malzeme Ck45 DIN
- Siyah kaplama

Product Nr. 1490 Clamp Support Bolt

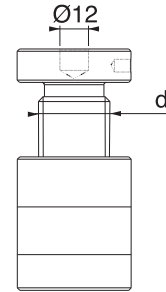
- Material: Ck45 DIN
- Black Coating



Referans Nr.		d			 kgf	 (g)
1510-023030	23-30	M16	34	32	1000	140
1510-040060	40-60	M16	34	32	1800	250
1510-042052	42-52	Tr 30x4	50	50	6000	550
1510-050070	50-70	Tr 30x4	50	50	6000	620
1510-070100	70-100	Tr 30x4	50	50	6000	900
1510-100140	100-140	Tr 30x4	50	50	6000	1600
1510-140220	140-220	Tr 30x4	54	54	6000	2400
1510-210330	210-330	Tr 30x6	58	58	5000	3900
1510-260430	260-430	Tr 30x6	68	68	4000	6700

Trapez Diş Yükseltici Destek

Trapeze Thread Lifter Support


Ürün Nr. 1510 Trapez Diş Yükseltici Destek

- 1510 Nr. yükselticiler DIN 6314-6315-6316 pabuçlarda yükseltici destek amaçlı kullanılır.
- Hareketli parça üstünde bulunan Ø12mm delik sayfa 25'deki Referans Nr.1555-1560-1565-1570-1575 yükselticiler üst üste ve farklı amaçlı kullanılır
- Malzeme Ck45 DIN
- Siyah kaplama

Product Nr. 1510 Trapeze Thread Lifter Support

- No. 1510 Lifters are used in DIN 6314-6315-6316 clamps as the lifter support
- Hole with Ø 12 mm taking place on the moving part are used with the lifters with the Reference Nos. 1555-1560-1565-1570-1575 on top of each other and also used with different purpose
- Material: Ck45 DIN



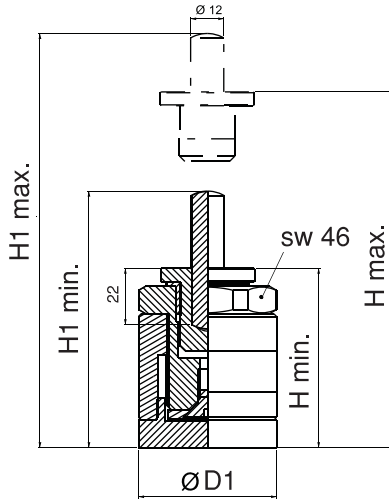
Referans Nr.	H min.	H max.	D1	Ø12x50 H1 min.- H1 max.	Ø12x80 H1 min.- H1 max.	↓ kgf	↑ (g)
1515-065085	65	85	50	93-113	123-143	3000	800
1515-085125	85	125	50	113-153	143-183	3000	1000

Ürün Nr. 1515 Manyetik Vidalı Yükseltici

- Ürün manyetik oluşundan dolayı kendi ağırlığını taşıdığı için yatay bağlamalarda özellikle enjeksiyon makinelerinde kullanım avantajı sağlar.
- Malzeme: Ck45 DIN
- Sertlik: 35-38 HRC
- Siyah kaplama

Product Nr. 1515 Magnetic Screw Booster

- Because of magnetic it holds its own weight. Therefore it provides using advantage in horizontal clamping especially on injection machines.
- Material: Ck45 DIN
- Hardness: 35-38 HRC
- Black coated



Dikey bağlama
Vertical Clamping


Referans Nr.	H min.	H max.	b1	b2	L	sw	↑ kgf	↑ (g)
1520-050063	50	63	-	40	63	8	4000	1300
1520-100125	100	125	115	60	125	14	10000	8600
1520-170190	170	190	145	80	175	22	25000	23750

Ürün Nr. 1520 Blok Destek

- Ürün Özellikle ağır Parçaların desteklenmesi ve kaldırılması için tasarlanmıştır
- Malzeme: Ck45 DIN
- Sertlik: 35-38 HRC
- Siyah kaplama

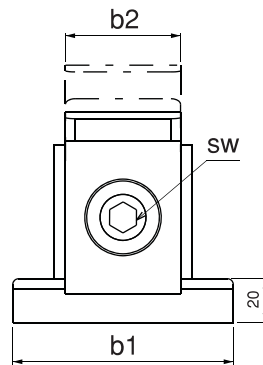
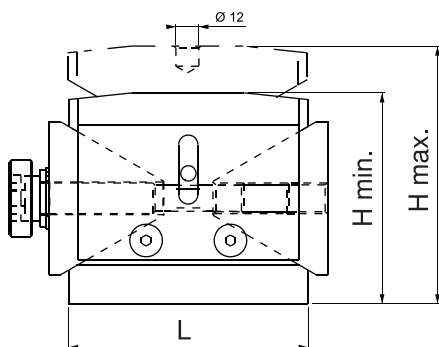
Product Nr. 1520 Support Block




- Designed for supporting and lifting of heavy work pieces
- Material: Ck45 DIN
- Hardness: 35-38 HRC
- Black coating



Blok Destek

Support Block



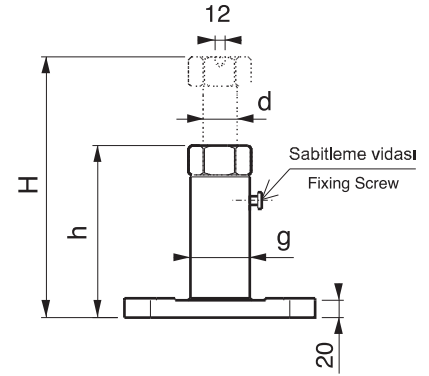
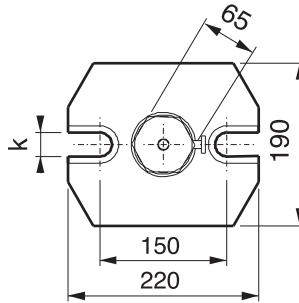
Referans Nr.		d	g	k	 kgf	 (kg)
1530-200	200-300	Tr40x7	70	26	8000	10.0
1530-280	280-460	Tr40x7	70	26	6000	11.8
1530-430	430-750	Tr40x7	70	26	5000	14.6
1530-710	710-1250	Tr40x7	70	26	4000	20.5




Ürün Nr. 1530 Büyük Boy Yükseltici Destek

- Yüksek parçalarda kullanım amaçlı trapez diş yükseltici destek
- Malzeme GGG 60 Bağlama pabuçlu döküm gövde statik boyalı. Altı köşede bulunan Ø12mm delik sayfa 25'deki Referans Nr. 1555-1560-1565-1570-1575 ürünlerle kullanıldığında farklı kullanım avantajları sağlar.

Product Nr. 1530 King Size Lifting Support

- This is a trapeze thread lifting support having the purpose of using with High Pieces.
 - Material is GGG 60 and it is with Coupling Clamp and it has casting body and statical painting.
- It provides different usage advantages when Ø 12mm hole is used with 1555-1560-1565-1570-1575 Reference Numbered products taking place on Page 25.



Referans Nr.		d	g	k	 kgf	 (kg)
1550-100	100-140	Tr30x6	50	18	6000	2.0
1550-140	140-200	Tr30x6	50	18	6000	2.6
1550-200	200-320	Tr30x6	50	22	4000	4.0
1550-320	320-550	Tr30x6	50	22	2500	5.2

Ürün Nr. 1550 Büyük Boy Yükseltici Destek

- Yüksek parçalarda kullanım amaçlı trapez diş yükseltici destek
- Malzeme GGG 60 Bağlama pabuçlu döküm gövde statik boyalı. Altı köşede bulunan Ø12mm delik sayfa 25'deki Referans Nr. 1555-1560-1565-1570-1575 ürünlerle kullanıldığında farklı kullanım avantajları sağlar

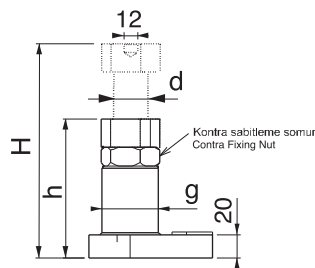
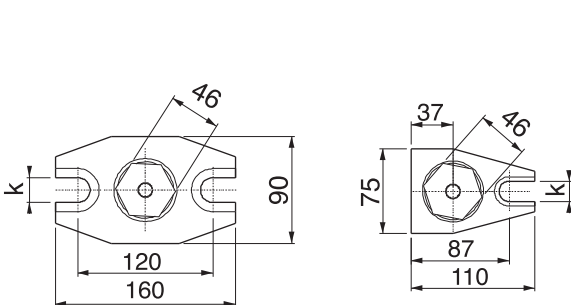
Product Nr. 1550 King Size Lifting Support

- This is a trapeze thread lifting support having the purpose of using with High Pieces.
 - Material is GGG 60 and it is with Coupling Clamp and it has casting body and statical painting.
- It provides different usage advantages when Ø 12mm hole is used with 1555-1560-1565-1570-1575 Reference Numbered products taking place on Page 25.



Trapez Diş Yükseltici Destek


Trapeze Thread Lifter Support



Bu ürünler sayfa 18-19'daki Nr.1510 -1530-1550 ürünler ile kullanılır

These products are used with the product Nos 1510-1530-1550 taking place on pages 18 and 19

Radüslü Destek Rad-top Support

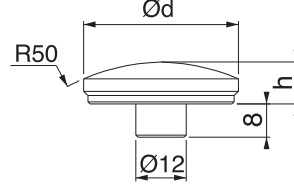
Referans Nr.	h	Ø d	
1555	10	37	90

Ürün Nr. 1555 Trapez Diş Yükseltici Radüslü Destek



- Açılı yüzeylerde kullanım kolaylığı sağlar
- Malzeme Ck45 DIN
- Sertlik 38 HRC
- Siyah kaplama

Product Nr. 1555 Trapeze Thread Lifter Rad-top Support

- This part provides usage convenience on angled surfaces
- Material: Ck45 DIN
- Hardness: 38 HRC
- Black Coating



Bilyalı Destek Ball Support

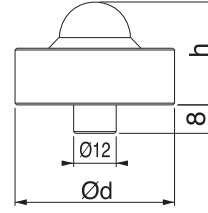
Referans Nr.	h	Ø d	 kgf	
1560	25	45	3000	210

Ürün Nr. 1560 Trapez Diş Yükseltici Bilyalı Destek

- Bozuk yüzeylerde kullanım kolaylığı sağlar
- Malzeme Ck45 DIN
- Siyah kaplama


Product Nr. 1560 Trapeze Thread Lifter Ball Support

- This part provides usage convenience on irregular surfaces
- Material: Ck45 DIN
- Black Coating



"V" Yatak

"V" Clamping Block

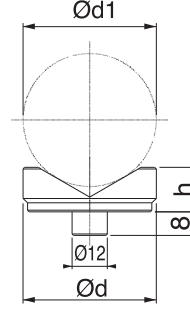
Referans Nr.	h	Ø d	Ø d1		
			min	max	
1565	15	45	10	50	120

Ürün Nr. 1565 Trapez Diş Yükseltici "V" Yatak

- Silindirik parçalarda V yatak desteği
- Malzeme Ck45 DIN
- Sertlik 38 HRC
- Siyah kaplama


Product Nr. 1565 Trapeze Thread Lifter "V" Clamping Block

- V clamping block support for cylindrical pieces
- Material: Ck45 DIN
- Hardness: 38 HRC
- Black Coating



Pimli Destek

Pin Support

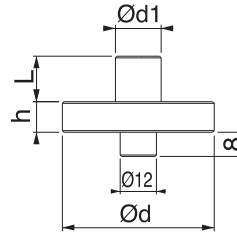
Referans Nr.	h	Ø d	Ø d1	L	
1570	12	50	15	20	325

Ürün Nr. 1570 Trapez Diş Yükseltici Pimli Destek


- Şekilli parçalarda araya girerek destek sağlar
- Malzeme Ck45 DIN
- Sertlik 38 HRC
- Siyah kaplama

Product Nr. 1570 Trapeze Thread Lifter Pin Support

- This part provides support for formed pieces by entering in between
- Material: Ck45 DIN
- Hardness: 38 HRC
- Black Coating



Ara Merkezleme Vasatı Intermediary Centering Mean

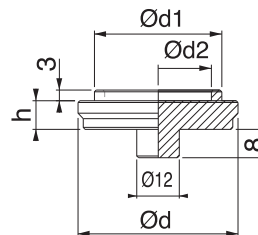
Referans Nr.	h	Ø d	Ø d1	Ø d2	
1575	8	45	35,8	30	120


Ürün Nr. 1575 TDY Ara Merkezleme Vasatı

- Trapez diş yükselticiler üst üste kullanıldığında ara merkezleme vasatı olarak kullanılır
- Malzeme Ck45 DIN
- Sertlik 38 HRC
- Siyah kaplama

Product Nr. 1575 TDY Intermediary Centering Mean

- This part is used as Intermediary Centering Mean when used with Trapeze Thread Lifters
- Material: Ck45 DIN
- Hardness: 38 HRC
- Black Coating



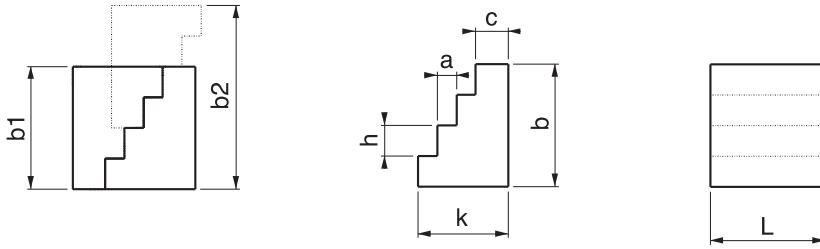
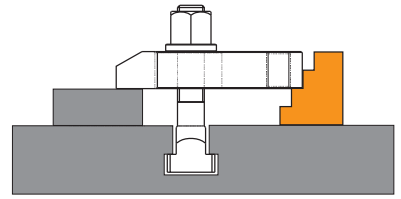
Referans Nr.	h	a	c	k	b	L	b1	b2	
1580-050	13	8	13	37	52	50	52	78	480
1580-060	16	10	17	47	64	60	64	96	880
1580-070	19	13	18	57	76	70	76	114	1400

Ürün Nr. 1580 Basamaklı Destek



- Malzeme GGG 60 DIN
- Siyah kaplama

Product Nr. 1580 Stepped Support

- Material: GGG 60 DIN
- Black Coating


Merdiven Diş Kombine Destek

Serrated Thread Combined Support

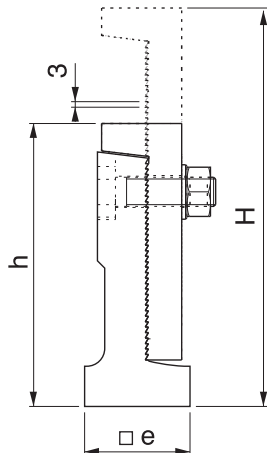
Referans Nr.	h-H	e	 kgf	
1585-050	110-150	50	4000	1300
1585-060	155-220	60	5000	2600
1585-080	220-340	80	6000	6000

Ürün Nr. 1585 Merdiven Diş Kombine Destek



- Yükseltme aralığı (hatve) 3mm'dir
- Malzeme GGG 60 DIN
- Siyah kaplama



Product Nr. 1585 Serrated Thread Combined Support

- Lifting gap (screw pitch) is 3 milimeters
- Material: GGG 60 DIN
- Black Coating





Referans Nr.	dx  x L	b	a	e	k	
1590-1010040	x40	30				30
1590-1010063	M10x10 x63	45	9.7	15	6	50
1590-1010080	x80	50				60
1590-1010100	x100	60				70
1590-1012050	x50	35				60
1590-1012063	M10x12 x63	40	11.7	18	7	65
1590-1012080	x80	55				75
1590-1012100	x100	60				90
1590-1012125	x125	75				110
1590-1012160	x160	90				135
1590-1012200	x200	120				160
1590-1212050	x50	35				65
1590-1212063	M12x12 x63	40	11.7	18	7	70
1590-1212080	x80	55				80
1590-1212100	x100	65				100
1590-1212125	x125	75				120
1590-1212160	x160	100				140
1590-1212200	x200	120				170
1590-1214050	x50	35				70
1590-1214063	M12x14 x63	45	13.7	22	8	80
1590-1214080	x80	55				100
1590-1214100	x100	65				110
1590-1214125	x125	75				120
1590-1214160	x160	100				150
1590-1214200	x200	120				180
1590-1416063	x63	45				115
1590-1416080	x80	55				130
1590-1416100	M14x16 x100	65	15.7	25	9	150
1590-1416125	x125	75				180
1590-1416160	x160	100				220
1590-1416200	x200	120				280
1590-1416250	x250	150				300
1590-1616063	x63	45				140
1590-1616080	x80	55				160
1590-1616100	M16x16 x100	65	15.7	25	9	180
1590-1616125	x125	85				225
1590-1616160	x160	100				270
1590-1616200	x200	125				315
1590-1616250	x250	150				380
1590-1618063	x63	45				160
1590-1618080	x80	55				185
1590-1618100	M16x18 x100	65	17.7	28	10	203
1590-1618125	x125	85				245
1590-1618160	x160	100				280
1590-1618200	x200	125				330
1590-1618250	x250	150				430
1590-1820080	x80	55				290
1590-1820100	M18x20 x100	65	19.7	32	12	340
1590-1820125	x125	85				390
1590-1820160	x160	110				470
1590-1820200	x200	125				550
1590-1820250	x250	150				670
1590-1820315	x315	190				800
1590-2020080	x80	55				300
1590-2020100	M20x20 x100	65	19.7	32	12	350
1590-2020125	x125	85				400
1590-2020160	x160	110				480
1590-2020200	x200	125				560
1590-2020250	x250	160				690
1590-2020315	x315	190				820
1590-2022080	x80	55				330
1590-2022100	M20x22 x100	65	21.7	35	14	370
1590-2022125	x125	85				428
1590-2022160	x160	110				500
1590-2022200	x200	125				570
1590-2022250	x250	150				680
1590-2022315	x315	190				820
1590-2224080	x80	55				480
1590-2224100	M22x24 x100	65	23.7	40	16	540
1590-2224125	x125	85				600
1590-2224160	x160	110				770
1590-2224200	x200	125				900
1590-2224250	x250	150				960
1590-2224315	x315	190				1270

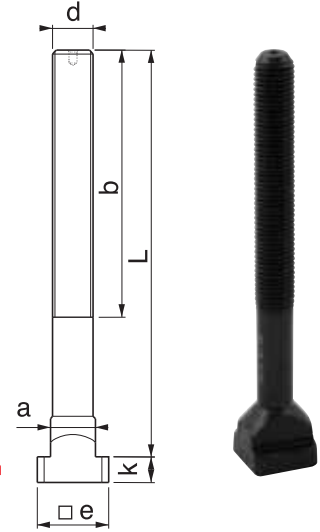
Referans Nr.	dx  x L	b	a	e	k	
1590-2424100	x100	70				540
1590-2424125	M24x24 x125	85	23.7	40	16	600
1590-2424160	x160	110				770
1590-2424200	x200	125				900
1590-2424250	x250	150				960
1590-2424315	x315	190				1270
1590-2424400	x400	240				1410
1590-2428100	x100	70				650
1590-2428125	M24x28 x125	85	27.7	44	18	730
1590-2428160	x160	110				800
1590-2428200	x200	125				950
1590-2428250	x250	150				1120
1590-2428315	x315	190				1350
1590-2428400	x400	240				1500
1590-2428500	x500	290				1950
1590-3036125	x125	80				1250
1590-3036160	M30x36 x160	110	35.6	54	22	1450
1590-3036200	x200	135				1650
1590-3036250	x250	150				1900
1590-3036315	x315	200				2100
1590-3036500	x500	300				3300
1590-3642160	x160	100				2200
1590-3642250	M36x42 x250	175	41.6	65	26	2820
1590-3642400	x400	250				3930
1590-3642600	x600	340				5480
1590-4248160	x160	100				3400
1590-4248250	M42x48 x250	175	47.6	75	30	4300
1590-4248400	x400	250				5800

DIN 787
Ürün Nr. 1590 "T" Ayaklı Saplama

- Malzeme 42 CrMo 4 DIN
- Kalite 10.9
- Siyah kaplama



Product Nr. 1590 "T" Slot Bolt



- Material: 42 CrMo 4 DIN
- Quality: 10.9
- Black Coating



Not: 200°C üzerindeki ısıya mukavim ortamdaki çalışmalarda firmamız ile irtibata geçiniz.



Referans Nr.		x L	b	a	e	k	
1610-1010040	M10x10	x40	30	9.7	15	6	65
1610-1010063		x63	45				80
1610-1010080		x80	50				90
1610-1010100		x100	60				110
1610-1012050	M10x12	x50	35	11.7	18	7	100
1610-1012063		x63	40				120
1610-1012080		x80	55				130
1610-1012100		x100	60				150
1610-1012125		x125	75				175
1610-1012160		x160	90				225
1610-1012200	x200	120	270				
1610-1212050	M12x12	x50	35	11.7	18	7	120
1610-1212063		x63	40				128
1610-1212080		x80	55				130
1610-1212100		x100	65				145
1610-1212125		x125	75				170
1610-1212160		x160	100				195
1610-1212200		x200	120				220
1610-1214050		M12x14	x50				35
1610-1214063	x63		45	145			
1610-1214080	x80		55	155			
1610-1214100	x100		65	165			
1610-1214125	x125		75	180			
1610-1214160	x160		100	210			
1610-1214200	x200	120	240				
1610-1416063	M14x16	x63	45	15.7	25	9	200
1610-1416080		x80	55				220
1610-1416100		x100	65				230
1610-1416125		x125	75				280
1610-1416160		x160	100				310
1610-1416200		x200	120				350
1610-1416250		x250	150				400
1610-1616063		M16x16	x63				45
1610-1616080	x80		55	275			
1610-1616100	x100		65	290			
1610-1616125	x125		85	300			
1610-1616160	x160		100	420			
1610-1616200	x200		125	435			
1610-1616250	x250		150	530			
1610-1618063	M16x18		x63	45	17.7	28	10
1610-1618080		x80	55	305			
1610-1618100		x100	65	315			
1610-1618125		x125	85	360			
1610-1618160		x160	100	390			
1610-1618200		x200	125	448			
1610-1618250	x250	150	560				
1610-1820080	M18x20	x80	55	19.7	32	12	420
1610-1820100		x100	65				460
1610-1820125		x125	85				490
1610-1820160		x160	110				580
1610-1820200		x200	125				610
1610-1820250		x250	150				700
1610-1820315		x315	190				930
1610-2020080	M20x20	x80	55	19.7	32	12	520
1610-2020100		x100	65				560
1610-2020125		x125	85				570
1610-2020160		x160	110				680
1610-2020200		x200	125				710
1610-2020250		x250	160				800
1610-2020315		x315	190				1030
1610-2022080	M20x22	x80	55	21.7	35	14	530
1610-2022100		x100	65				610
1610-2022125		x125	85				670
1610-2022160		x160	110				710
1610-2022200		x200	125				720
1610-2022250		x250	150				890
1610-2022315		x315	190				1050
1610-2224080	M22x24	x80	55	23.7	40	16	900
1610-2224100		x100	65				960
1610-2224125		x125	85				1020
1610-2224160		x160	110				1250
1610-2224200		x200	125				1400
1610-2224250		x250	150				1600
1610-2224315		x315	190				1700

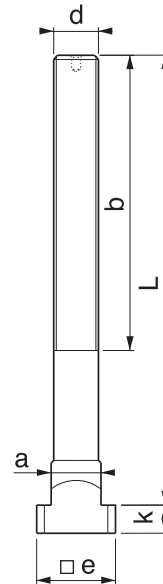
Referans Nr.		x L	b	a	e	k	
1610-2424100	M24x24	x100	70	23.7	40	16	910
1610-2424125		x125	85				970
1610-2424160		x160	110				1040
1610-2424200		x200	125				1265
1610-2424250		x250	150				1410
1610-2424315		x315	190				1640
1610-2424400	x400	240	1780				
1610-2428100	M24x28	x100	70	27.7	44	18	980
1610-2428125		x125	85				1010
1610-2428160		x160	110				1150
1610-2428200		x200	125				1240
1610-2428250		x250	150				1500
1610-2428315		x315	190				1730
1610-2428400	x400	240	1860				
1610-2428500	x500	290	2310				
1610-3036125	M30x36	x125	80	35.6	54	22	1860
1610-3036160		x160	110				1950
1610-3036200		x200	135				2230
1610-3036250		x250	150				2550
1610-3036315		x315	200				2950
1610-3036500	x500	300	3950				
1610-3642160	M36x42	x160	100	41.6	65	26	3220
1610-3642250		x250	175				3840
1610-3642400		x400	250				4950
1610-3642600		x600	340				6500
1610-4248160	M42x48	x160	100	47.6	75	30	6000
1610-4248250		x250	175				6900
1610-4248400		x400	250				8100

DIN 787
Ürün Nr. 1610 Somunlu Pullu "T" Ayaklı Saplama

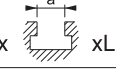

- Malzeme 42 CrMo 4 DIN
- Kalite 10.9
- Siyah kaplama

Product Nr. 1610 "T" Slot Bolt with Nut and Washer

- Material: 42 CrMo 4 DIN
- Quality: 10.9
- Black Coating



Not: 200°C üzerindeki ısıya mukavim ortamdaki çalışmalarda firmamız ile irtibata geçiniz.

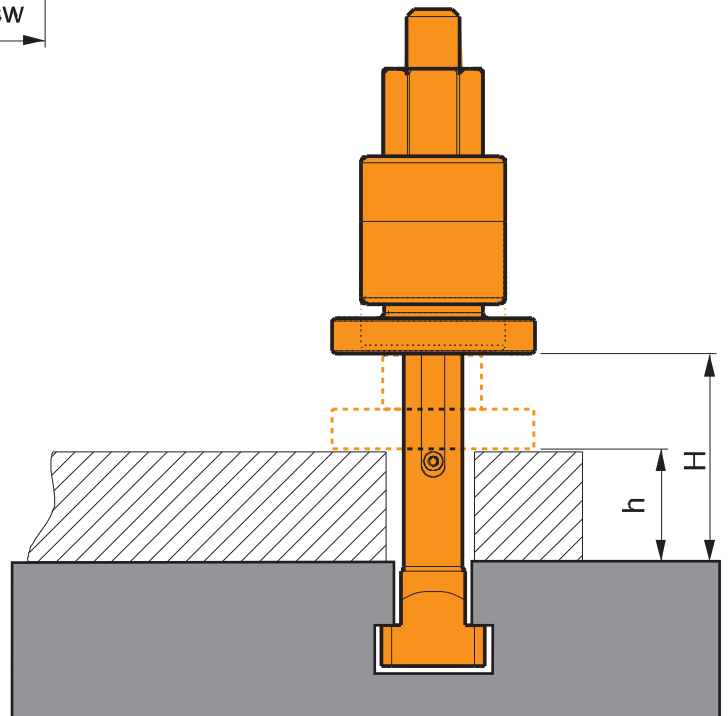
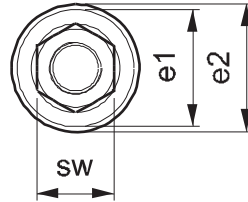
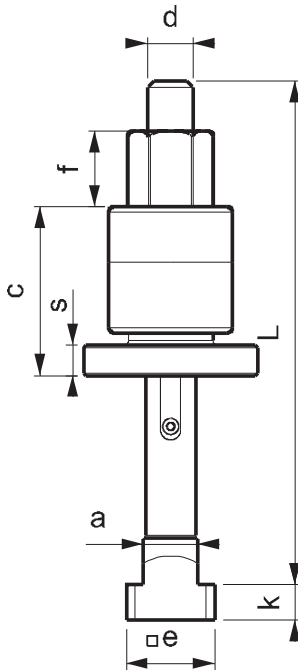
Referans Nr.		a	e	k	h-H	e1	e2	c	s	f	sw	
1630-2022200	M20x22x200	21.7	35	14	25-75	49	69	92	12	30	30	1550
1630-2022250	M20x22x250	21.7	35	14	70-120	49	69	92	12	30	30	1800
1630-2424200	M24x24x200	23.7	40	16	25-75	53	74	92	12	30	36	1900
1630-2424250	M24x24x250	23.7	40	16	70-120	53	74	92	12	30	36	2100
1630-2428200	M24x28x200	27.7	44	18	25-75	53	74	92	12	30	36	2200
1630-2428250	M24x28x250	27.7	44	18	70-120	53	74	92	12	30	36	2500
1630-3036200	M30x36x200	35.6	54	22	25-75	68	88	94	14	30	46	3250
1630-3036250	M30x36x250	35.6	54	22	70-120	68	88	94	14	30	46	3500

Ürün Nr. 1630 Kombine "T" Ayaklı Saplama



- Ağır preslerde, büyük kalıplarda çalışma esnasında vibrasyondan kaynaklanan olabilecek gevşemeyi somunun kontra sıkma yapısından dolayı önler
- Malzeme 42 CrMo 4 DIN
- Kalite 10.9
- Siyah kaplama

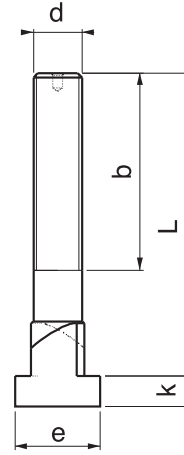
Product Nr. 1630 Combined "T" Slot Bolt

- Because of it's contra tightening structure, it prevents loosening which may be generated by the vibration during working with heavy presses and big moulds.
- Material: 42 CrMo 4 DIN
- Quality: 10.9
- Black Coating



Not: 200°C üzerindeki ısıya mukavim ortamdaki çalışmalarda firmamız ile irtibata geçiniz.

Referans Nr.		x L	b	a	e	k	
1650-1214050		x50	35				70
1650-1214080	M12x14	x80	55	13.7	22	8	100
1650-1214125		x125	75				120
1650-1618063		x63	45				160
1650-1618100	M16x18	x100	65	17.7	28	10	220
1650-1618160		x160	100				280
1650-2022080		x80	55				330
1650-2022125	M20x22	x125	85	21.7	35	14	430
1650-2022200		x200	120				570
1650-2428100		x100	70				650
1650-2428125	M24x28	x125	85	27.7	44	18	770
1650-2428250		x250	150				1150

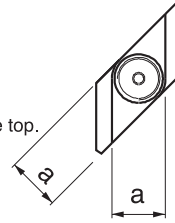



Ürün Nr. 1650 Dereceli "T" Ayaklı Saplama

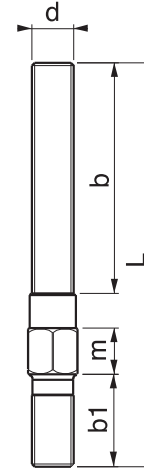
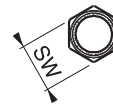
- "T" kanal pleytlerde üstten "T" kanala girip bağlama özelliği vardır
- Malzeme 42 CrMo 4 DIN
- Kalite 10.9
- Siyah kaplama

Product Nr. 1650 Graded "T" Slot Bolt

- In "T" slot plates it has the feature of making the coupling by entering "T" slots from the top.
- Material 42 CrMo 4 DIN
- Quality: 10.9
- Black Coating



Referans Nr.	d	L	b	b1	m	sw	
1670-12130		130	65	24	14	14	160
1670-12160	M12	160	90	24	14	14	185
1670-14130		130	65	28	15	15	216
1670-14160	M14	160	90	28	15	15	246
1670-16140		140	70	32	16	17	295
1670-16160	M16	160	95	32	16	17	340
1670-18150		150	70	35	19	19	395
1670-18180	M18	180	95	35	19	19	450
1670-20150		150	70	40	22	22	500
1670-20180	M20	180	95	40	22	22	565
1670-22150		150	70	40	22	24	650
1670-22180	M22	180	95	40	22	24	900
1670-24170		170	75	47	22	27	850
1670-24205	M24	205	105	47	22	27	1025
1670-24250		250	140				1200
1670-30260		260	145	55	32	36	1470
1670-30315	M30	315	195	55	32	36	1800



Anahtar Ağızlı Saplama

Wrench Mouth Stud



Ürün Nr. 1670 Anahtar Ağızlı Saplama

Kullanım alanı; enjeksiyon makinalarında ve M12-14-16-18-20-22-24-30 Diş açılmış pleytlerde kullanılır.

- Malzeme 42 CrMo 4 DIN
- Kalite 10.9
- Siyah kaplama

Product Nr. 1670 Wrench Mouth Stud

- Area of Use: This stud is used in injection machines and in plates with M12-14-16-18-20-22-24-30 threads
- Material: 42 CrMo 4 DIN
- Quality: 10.9
- Black Coating



Referans Nr.	d x L	b1	b	(g)
1690-08040	x40		20	10
1690-08063	x63		40	20
1690-08080	x80		50	25
1690-08100	x100	M8	63	30
1690-08125	x125		75	35
1690-08160	x160		100	45
1690-10050	x50		25	25
1690-10063	x63		32	35
1690-10080	x80		50	40
1690-10100	x100	M10	75	50
1690-10125	x125		75	60
1690-10160	x160		100	80
1690-10200	x200		125	100
1690-12050	x50		25	35
1690-12063	x63		32	45
1690-12080	x80		50	55
1690-12100	x100	M12	63	70
1690-12125	x125		75	90
1690-12160	x160		100	115
1690-12200	x200		125	140
1690-14063	x63		32	95
1690-14080	x80		50	90
1690-14100	x100		63	95
1690-14125	x125	M14	75	120
1690-14160	x160		100	150
1690-14200	x200		125	195
1690-14250	x250		160	240
1690-16063	x63		32	85
1690-16080	x80		50	105
1690-16100	x100		63	130
1690-16125	x125		75	160
1690-16160	x160	M16	100	220
1690-16200	x200		125	280
1690-16250	x250		160	325
1690-16315	x315		180	425
1690-16500	x500		315	650
1690-18080	x80		50	130
1690-18100	x100		60	160
1690-18125	x125		75	200
1690-18160	x160	M18	100	260
1690-18200	x200		125	320
1690-18250	x250		150	400
1690-18315	x315		180	500
1690-20080	x80		32	190
1690-20100	x100		60	220
1690-20125	x125		70	260
1690-20160	x160		100	330
1690-20200	x200	M20	125	410
1690-20250	x250		160	510
1690-20315	x315		200	640
1690-20400	x400		250	815
1690-20500	x500		315	1020
1690-22100	x100		45	270
1690-22125	x125		60	330
1690-22160	x160		100	430
1690-22200	x200	M22	125	500
1690-22250	x250		160	670
1690-22315	x315		180	790
1690-22400	x400		250	1070
1690-24100	x100		45	290
1690-24125	x125		70	380
1690-24160	x160		100	470
1690-24200	x200		125	580
1690-24250	x250	M24	160	730
1690-24315	x315		200	920
1690-24400	x400		250	1160
1690-24500	x500		315	1450
1690-24630	x630		315	1650
1690-30125	x125		56	600
1690-30200	x200		125	950
1690-30250	x250		160	1230
1690-30315	x315	M30	200	1500
1690-30500	x500		315	2360
1690-30700	x700		400	3300
1690-301000	x1000		400	4700

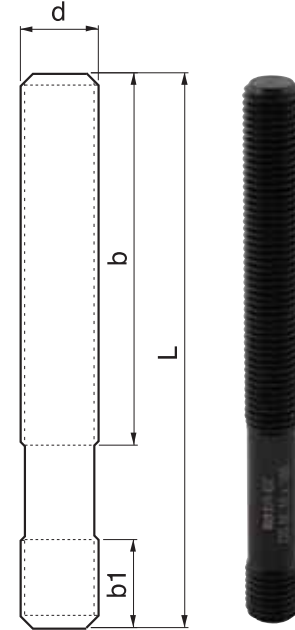
Referans Nr.	d x L	b1	b	(g)
1690-36160	x160		80	1100
1690-36200	x200		125	1340
1690-36250	x250		160	1710
1690-36315	x315	M36	200	2150
1690-36400	x400		250	2700
1690-36500	x500		315	3450
1690-36700	x700		400	4750
1690-42315	x315		200	2950
1690-42400	x400	M42	250	3750
1690-42500	x500		315	4690

DIN 6379
Ürün Nr. 1690 Düz Saplama

- Malzeme 41Cr 4 DIN
- Kalite 10.9
- Siyah kaplama



Product Nr. 1690 Straight Stud

- Material: 41 Cr 4 DIN
- Quality: 10.9
- Black Coating



Not: 200°C üzerindeki ısıya mukavim ortamdaki çalışmalarda firmamız ile irtibata geçiniz.



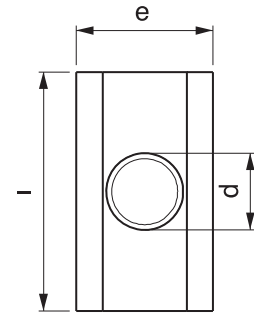
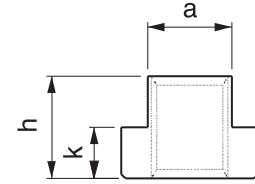
Referans Nr.		a	e	l	h	k	
1710-0608	M6x8	7.7	13	26	10	6	14
1710-0810	M8x10	9.7	15	30	12	6	30
1710-1012	M10x12	11.7	18	36	14	7	49
1710-1214	M12x14	13.7	22	44	16	8	82
1710-1416	M14x16	15.7	25	50	18	9	120
1710-1618	M16x18	17.7	28	56	20	10	170
1710-1820	M18x20	19.7	32	64	24	12	260
1710-2022	M20x22	21.7	35	70	28	14	360
1710-2224	M22x24	23.7	40	80	32	16	550
1710-2428	M24x28	27.7	44	88	36	18	730
1710-3036	M30x36	35.6	54	108	44	22	1390



Ürün Nr. 1710 Uzun "T" Pabuç

- Hassas makina pleytlerinde "T" kanalı korur
- Malzeme Ck 45 DIN
- Sertlik 30-32 HRC
- Siyah kaplama

Product Nr. 1710 Long "T" Clamp

- This clamp protects "T" slot in sensitive machine plates
- Material: Ck45 DIN
- Hardness: 30-32 HRC
- Black Coating



Referans Nr.		a	e	h	k	
1730-06	6	5.7	10	8	4	4
1730-08	8	7.7	13	10	6	10
1730-10	10	9.7	15	12	6	16
1730-12	12	11.7	18	14	7	27
1730-14	14	13.7	22	16	8	50
1730-16	16	15.7	25	18	9	70
1730-18	18	17.7	28	20	10	95
1730-20	20	19.7	32	24	12	150
1730-22	22	21.7	35	28	14	210
1730-24	24	23.7	40	32	16	300
1730-28	28	27.7	44	36	18	430
1730-36	36	35.6	54	44	22	800

Ürün Nr. 1730 Deliksiz "T" Pabuç

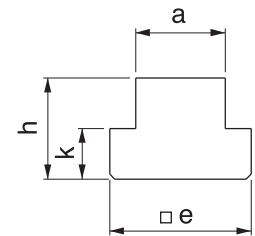
- İsteğe göre delik delme dış çekme uygulanabilir
- Malzeme Ck 45 DIN



Product Nr. 1730 "T" Clamp without Hole

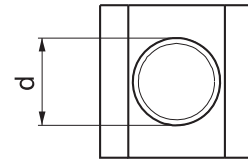
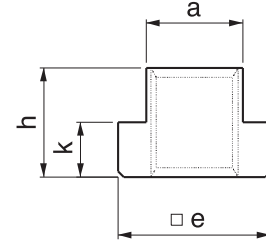
- Arbitrary thread cutting can be applied
- Material: Ck45 DIN

Deliksiz "T" Pabuç

"T" Clamp without Hole



Referans Nr.	dx 	a	e	h	k	 (g)
1750-0608	M6x8	7.7	13	10	6	9
1750-0810	M8x10	9.7	15	12	6	12
1750-0812	M8x12 *	11.7	18	14	7	22
1750-1012	M10x12					20
1750-0814	M8x14 *	13.7	22	16	8	40
1750-1014	M10x14 *					37
1750-1214	M12x14					35
1750-0816	M8x16 *	15.7	25	18	9	60
1750-1016	M10x16 *					50
1750-1216	M12x16 *					50
1750-1416	M14x16					45
1750-0818	M8x18 *	17.7	28	20	10	90
1750-1018	M10x18 *					87
1750-1218	M12x18 *					80
1750-1418	M14x18 *					75
1750-1618	M16x18					65
1750-1620	M16x20 *	19.7	32	24	12	110
1750-1820	M18x20					105
1750-1622	M16x22 *	21.7	35	28	14	175
1750-1822	M18x22 *					160
1750-2022	M20x22					155
1750-1624	M16x24 *	23.7	40	32	16	260
1750-2024	M20x24 *					230
1750-2224	M22x24					220
1750-1628	M16x28 *	27.7	44	36	18	380
1750-2028	M20x28 *					350
1750-2228	M22x28 *					340
1750-2428	M24x28					320
1750-2436	M24x36 *	35.6	54	44	22	700
1750-3036	M30x36					600


DIN 508
Ürün Nr. 1750 "T" Pabuç



- "T" Pabuçun mukavemeti için dişli kısmının tümüne vidalama yapılması gerekir
- Malzeme Ck 45 DIN
- Sertlik 30-32 HRC
- Siyah kaplama

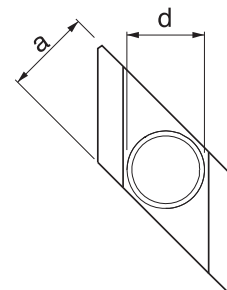
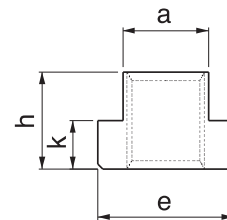
Product Nr. 1750 "T" Clamp

- Screwing must be done on the entire thread part for the endurance of "T" Clamp
- Material: Ck45 DIN
- Hardness: 30-32 HRC
- Black Coating

Dereceli "T" Pabuç

Graded "T" Clamp

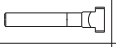

Referans Nr.	dx 	a	e	h	k	 (g)
1770-0810	M8x10	9.7	15	12	6	15
1770-1012	M10x12	11.7	18	14	7	20
1770-1014	M10x14 *	13.7	22	16	8	30
1770-1214	M12x14					25
1770-1416	M14x16	15.7	25	18	9	35
1770-1018	M10x18 *	17.7	28	20	10	65
1770-1618	M16x18					45
1770-1620	M16x20 *	19.7	32	24	12	80
1770-1820	M18x20					70
1770-1622	M16x22 *	21.7	35	28	14	120
1770-2022	M20x22					100
1770-1628	M16x28 *	27.7	44	36	18	280
1770-2028	M20x28 *					250
1770-2428	M24x28					220

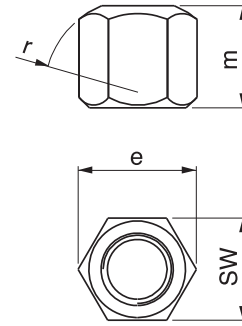

Ürün Nr. 1770 Dereceli "T" Pabuç

- "T" kanal pleytlerde üstten "T" kanala girip bağlama özelliği vardır
- Malzeme Ck 45 DIN
- Sertlik 30-32 HRC
- Siyah kaplama

Product Nr. 1770 Graded "T" Clamp

- It has the feature of making the coupling by entering "T" slot plates from the top
- Material: Ck45 DIN
- Hardness: 30-32 HRC
- Black Coating



Referans Nr.		sw	e	m	r	
1790-06	M6	10	11,5	9	9	5
1790-08	M8	13	15	12	12	9
1790-10	M10	17	19,6	15	15	14
1790-12	M12	19	21,9	18	17	20
1790-14	M14	22	25,4	21	20	45
1790-16	M16	24	27,7	24	22	60
1790-18	M18	27	31,2	27	24	85
1790-20	M20	30	34,6	30	27	110
1790-22	M22	32	36,9	33	30	130
1790-24	M24	36	41,5	36	32	200
1790-30	M30	46	53,1	45	41	400
1790-36	M36	55	63,5	54	50	720

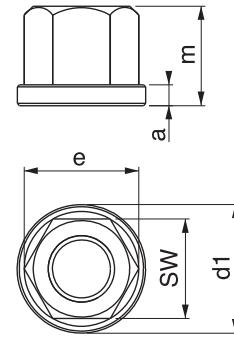

DIN 6330B
Ürün Nr. 1790 Takviyeli Somun

- Düz yüzey DIN 6340 Pul ile kullanılır
- Radüslü yüzey DIN 6319D ve DIN 6319G Pullar ile kullanılır
- Malzeme Ck45 DIN
- Sertlik 30-32 HRC
- Siyah kaplama

Product Nr. 1790 Hexagon Nut

- Flat surface is used with DIN 6340 Washer
- This nut is used with Rad-top surface DIN 6319D and DIN 6319G Washers
- Material: Ck45 DIN
- Hardness: 30-32 HRC
- Black Coating

Referans Nr.		sw	e	m	a	d1	
1810-08	M8	13	15	12	3,5	18	12
1810-10	M10	17	19,7	15	4	22	25
1810-12	M12	19	21,9	18	4	25	35
1810-14	M14	22	25,4	21	4,5	28	50
1810-16	M16	24	27,7	24	5	31	70
1810-18	M18	27	31,2	27	5	34	95
1810-20	M20	30	34,6	30	6	37	130
1810-22	M22	32	36,9	33	6	40	160
1810-24	M24	36	41,5	36	6	45	230
1810-30	M30	46	53,1	45	8	58	470
1810-36	M36	55	63	54	10	68	800


Pullu Somun



Nut with Washer

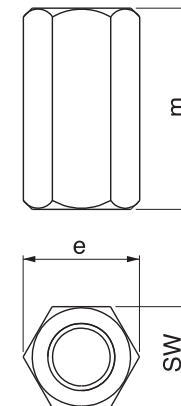

DIN 6331
Ürün Nr. 1810 Pullu Somun

- Malzeme Ck45
- Sertlik 30-32 HRC
- Siyah kaplama

Product Nr. 1810 Nut with Washer

- Material: Ck45 DIN
- Hardness: 30-32 HRC
- Black Coating

Referans Nr.		sw	e	m	
1830-06	M6	10	11,7	18	8
1830-08	M8	13	15	24	19
1830-10	M10	17	19,6	30	45
1830-12	M12	19	21,6	36	65
1830-14	M14	22	25,4	42	95
1830-16	M16	24	27,7	48	120
1830-18	M18	27	31,2	54	170
1830-20	M20	30	34,6	60	250
1830-22	M22	32	36,9	66	280
1830-24	M24	36	41,5	72	400
1830-30	M30	46	53,1	90	850
1830-36	M36	55	63,5	108	1470


Uzatma Somun

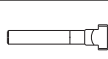

Extension Nut


Ürün Nr. 1830 Uzatma Somun

- DIN 787 "T" Ayaklı saplama ve DIN 6379 Düz saplamalarda uzatma amaçlı kullanılır
- Malzeme Ck45 DIN
- Siyah kaplama

Product Nr. 1830 Extension Nut

- It is used in DIN 787 "T" Studs and DIN 6379 Straight Studs as extension
- Material: Ck45 DIN
- Black Coating

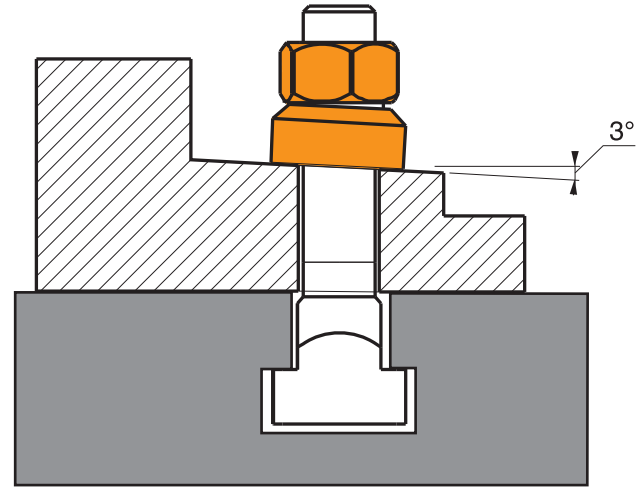
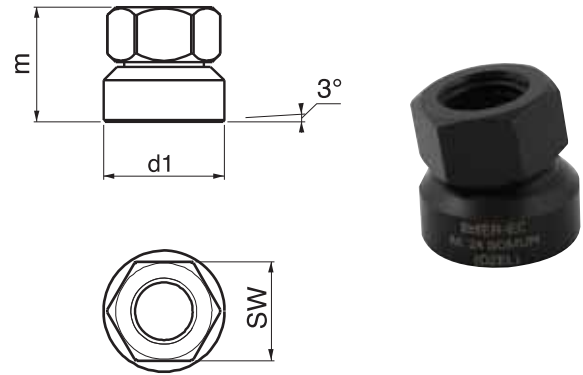
Referans Nr.		sw	d1	m	
1850-08	M8	13	17	14	15
1850-10	M10	17	21	18	30
1850-12	M12	19	24	22	40
1850-16	M16	24	30	28	70
1850-20	M20	30	36	35	150
1850-24	M24	36	44	43	260



Ürün Nr. 1850 Oynar Başlı Pullu Somun

- Açılı yüzeylerde pulun kendi içindeki hareketinden dolayı kullanım avantajı sağlar
- Malzeme Ck45 DIN
- Sertlik 30-32 HRC
- Siyah kaplama

Product Nr. 1850 Ball Head Nut

- It provides advantage for using on angled surfaces due to the movement of the washer within itself
- Material: Ck45 DIN
- Hardness: 30-32 HRC
- Black Coating



Referans Nr.			d1	d2	s	
	metrik	whitworth				
1870-06	M6	1/4	6.4	17	3	6
1870-08	M8	5/16	8.4	23	4	10
1870-10	M10	3/8	10.5	28	4	16
1870-12	M12	1/2	13	35	5	35
1870-14	M14	-	15	40	5	40
1870-16	M16	5/8	17	45	6	60
1870-18	M18	-	19	45	6	60
1870-20	M20	3/4	21	50	6	75
1870-22	M22	7/8	23	50	8	95
1870-24	M24	7/8	25	60	8	170
1870-30	M30	1 1/8	31	68	10	230
1870-36	M36	1 1/4	38	80	12	350

DIN 6340

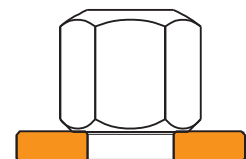
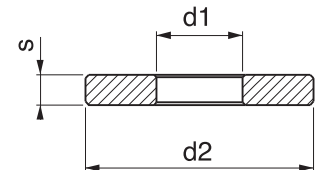
Ürün Nr. 1870 Pul



- Malzeme Ck45 DIN
- Sertlik 35-38 HRC
- Siyah kaplama

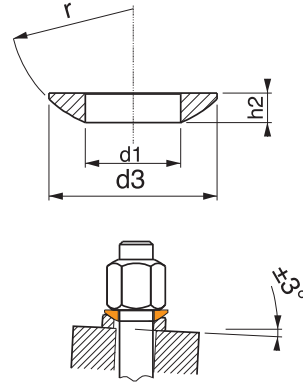
Product Nr. 1870 Washer

- Material: Ck45 DIN
- Hardness: 35-38 HRC
- Black Coating

Pul Washer





Referans Nr.		d1	d3	h2	r	
1890-06	M6	6.4	12	2.3	9	1.5
1890-08	M8	8.4	17	3.2	12	2.5
1890-10	M10	10.5	21	4.0	15	5
1890-12	M12	13	24	4.6	17	7
1890-14	M14	15	28	5.0	22	10
1890-16	M16	17	30	5.3	22	15
1890-20	M20	21	36	6.3	27	25
1890-24	M24	25	44	8.2	32	45
1890-30	M30	31	56	11.2	41	85
1890-36	M36	37	68	14.0	50	185

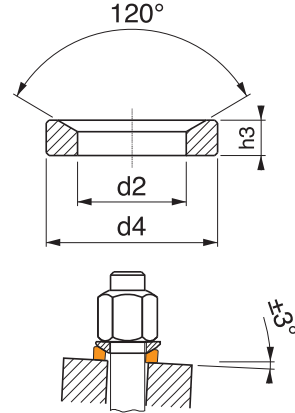

DIN 6319C
Ürün Nr. 1890 Radüslü pul

- DIN 6319D DIN 6319G pullar ile açılı yüzeylerde kullanılır
- Malzeme Ck45 DIN
- Sertlik 35-38 HRC
- Siyah kaplama

Product Nr. 1890 Rad-top Washer

- This washer is used with DIN 6319G washers on angled surfaces
- Material: Ck45 DIN
- Hardness: 35-38 HRC
- Black Coating

Referans Nr.		max. KN	d2	d4	h3	
1910-06	M6	9	7.1	12	2.8	2
1910-08	M8	17	9.6	17	3.5	4
1910-10	M10	26	12	21	4.2	6.5
1910-12	M12	38	14.2	24	5	10
1910-14	M14	53	16.5	28	5.6	20
1910-16	M16	73	19	30	6.2	25
1910-20	M20	117	23.2	36	7.5	35
1910-24	M24	168	28	44	9.5	65
1910-30	M30	269	35	56	12	135
1910-36	M36	394	42	68	15	235


Dereceli Pul



Graded Washer

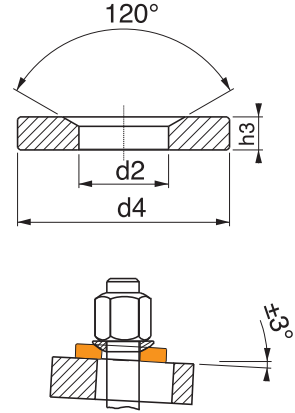

DIN 6319D
Ürün Nr. 1910 Dereceli Pul

- DIN6319C Radüslü pul ile açılı yüzeylerde kullanılır
- Malzeme Ck45 DIN
- Sertlik 35-38 HRC
- Siyah kaplama

Product Nr. 1910 Graded Washer

- This washer is used with DIN 6319C rad-top washers on angled surfaces
- Material: Ck45 DIN
- Hardness: 35-38 HRC
- Black Coating

Referans Nr.		d2	d4	h3	
1930-06	M6	7.1	17	4	5.5
1930-08	M8	9.6	23	5	13
1930-10	M10	12	30	5	19
1930-12	M12	14.2	35	6	32
1930-14	M14	16.5	40	6	50
1930-16	M16	19	45	7	55
1930-20	M20	23.2	50	8	95
1930-24	M24	28	60	10	170
1930-30	M30	35	68	10	220
1930-36	M36	42	80	12	350


Dereceli Pul

Graded Washer




DIN 6319G
Ürün Nr. 1930 Dereceli Pul

- DIN 6319C Radüslü pul ile açılı yüzeylerde kullanılır
- DIN 6319D ye göre daha büyük çaplı deliklerde kullanılır
- Malzeme Ck45 DIN
- Sertlik 35-38 HRC
- Siyah kaplama

Product Nr. 1930 Graded Washer

- This washer is used with DIN 6319C rad-top washers on angled surfaces
- According to DIN 6319D, it is used in the holes with bigger diameter
- Material: Ck45 DIN
- Hardness: 35-38 HRC
- Black Coating





Referans Nr.		
1950-1214	12-14	40
1950-1618	16-18	50
1950-2022	20-22	55
1950-2428	24-28	80



Ürün Nr. 1950 "T" Kanal temizleyici
• "T" kanalları temizlemek için kullanılır

Product Nr. 1950 T-slot Scraper
• This scraper is used to clean "T" Slots

Referans Nr.		
1960-110	14-16-18-20	1200

Tezgaah pleytine bağlanacak iş parçasının orantısız duruşunda pleytin uygun bir yerine sabitlenerek iş parçasını bağlamada kolaylık sağlar.

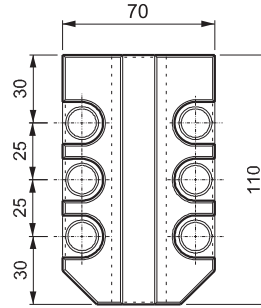
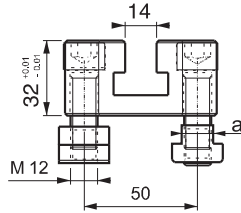
It provides convenience to fix the work piece on a suitable place of the plate during the non-proportional stopping of the work piece to be applied on the plate of the bench

Ürün Nr. 1960 Modüler "T" Blok

- Malzeme Ck 45 DIN
- Sertlik 32-35 HRC
- Siyah Kaplama

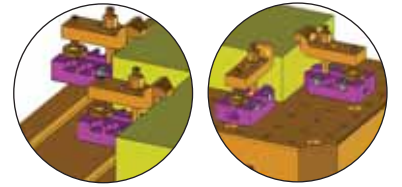
Product Nr. 1960 Modüler "T" Blok



- Material: Ck45 DIN
- Hardness 32-35 HRC
- Black Coating



Modüler "T" Blok

Modular "T" Block



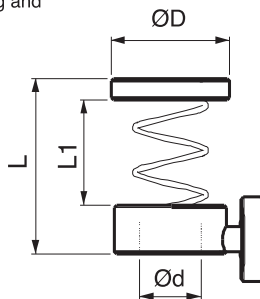
Referans Nr.		Ø D	Ø d	L	L1	
1970-10	M10	27	11	35	20	75
1970-12	M12	28	13	40	33	78
1970-14	M14	28	15	40	30	80
1970-16	M16	37	17	45	30	122
1970-18	M18	37	19	45	40	125
1970-20	M20	37	21	45	42	130
1970-22	M22	37	23	45	45	135
1970-24	M24	45	25	50	45	180

Ürün Nr. 1970 Pabuç Kaldırma Yaylı Pul

- Bağlama ve sökme işleminde pabuçu dengeli şekilde kaldırarak çalışma kolaylığı sağlar
- Malzeme Ck45 DIN
- Siyah kaplama

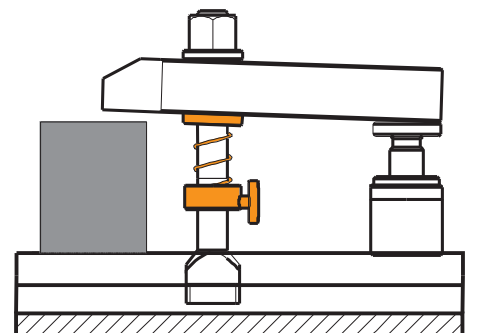
Product Nr. 1970 Springed Washer for Lifting the Washer




- This washer provides convenience of using in coupling and dismantling processes by lifting the clamp evenly
- Material: Ck45 DIN
- Black Coating



Pabuç Kaldırma Yaylı Pul

for Lifting the Washer



Referans Nr.				DIN 6379
1990-1012	M10x12	265x255	6000	M10x80-100-160-200
1990-1214	M12x14	305x255	8000	M12x80-100-160-200
1990-1416	M14x16	435-255	13500	M14x80-100-160-200
1990-1618	M16x18	435-255	15000	M16x80-100-160-200
1990-1820	M18x20	495x255	16500	M18x80-100-160-200
1990-2022	M20x22	540x255	18500	M20x100-125-160-200

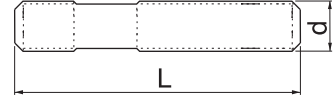
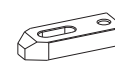
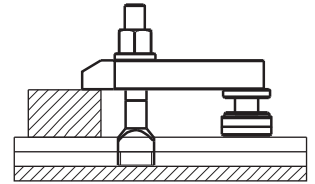
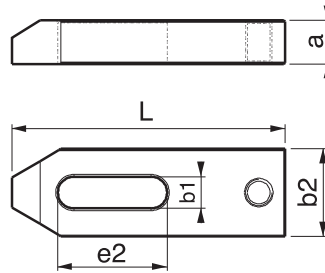

Ürün Nr. 1990 Vidalı Yükselticili Bağlama Set

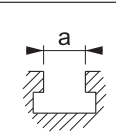
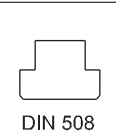




Tabla üzerine iş parçası ve aparatların hızlı ve güvenli bir şekilde bağlanması için çelik mamülden üretilmiş parçalardan oluşan bağlama seti

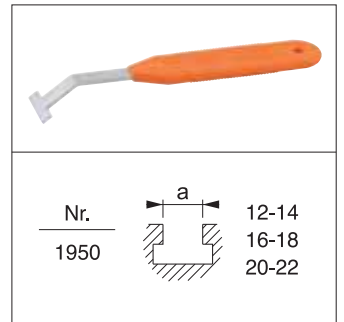
Product Nr. 1990 Screwed Coupling Set with Lifter


This is the coupling set produced from steel product in order to couple the work piece or apparatuses on the table in a rapid and safe way.

Nr.	L	b1		a	e2	b2
1330	80	11	M10	15	30	30
1330	100	14.5	M12-M14	20	40	40
1330	125	18.5	M16-M18	25	45	50
1330	160	22.5	M20-M22	30	60	60

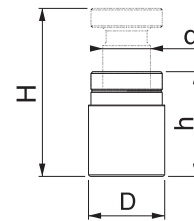


					
	DIN 508	DIN 6330 B	Nr 1830	DIN 6331	DIN 6340
12	M10	M10	M10	M10	M10
14	M12	M12	M12	M12	M12
16	M14	M14	M14	M14	M14
18	M16	M16	M16	M16	M16
20	M18	M18	M18	M18	M18
22	M20	M20	M20	M20	M20



Nr.		
1950		12-14 16-18 20-22





Nr.	h	H	d	D
1510	23	30	M16	34
1510	40	60	M16	34
1510	70	100	Tr 30x4	50
1510	100	140	Tr 30x4	50


Ürün: 52 Parça Vida Yükselticili İş Bağlama Set

- 6 adet DIN 508 "T" pabuç (M20x22'de 4 adet)
- 16 adet DIN 6379 saplama
- 6 adet DIN 6330B takviyeli somun
- 4 adet DIN 6331 pullu somun
- 2 adet Nr. 1830 uzatma somun
- 4 adet DIN 6340 kalın pul
- 4 adet Nr. 1330 destek delikli pabuç
- 8 adet Nr. 1510 vida diş yükseltici destek
- 1 adet Nr. 1950 "T" kanal temizleyici
- 1 adet statik boyalı çelik set

Product: 52 piece set of Screwed Coupling Set with Lifter

- 6 pieces of DIN 508 "T" Clamp (M20x22 4 piece)
- 16 pieces of DIN 6379 Stud
- 6 pieces of DIN 6330B Supported Nut
- 4 pieces of DIN 6331 Nut with Washer
- 2 pieces of No. 1830 Extension Nut
- 4 pieces of DIN 6340 Thick Washer
- 4 pieces of No. 1330 Clamp with Support Hole
- 8 pieces of No. 1510 Screw Thread Lifter Support
- 1 piece of No. 1950 "T" Slot Scraper
- 1 piece of Steel Set with Statical Paint

Referans Nr.				DIN 6379 dx L 
2010-1012	M10X12	330X255	6000	M10X80-100-160-200
2010-1214	M12X14	380X255	8000	M10X80-100-160-200
2010-1416	M14X16	435X255	13500	M14X80-100-160-200
2010-1618	M16x18	435X255	15000	M16x80-100-160-200
2010-1820	M18X20	495X255	16500	M18X80-100-160-200

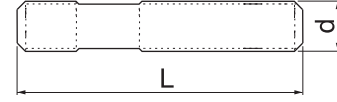
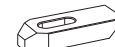
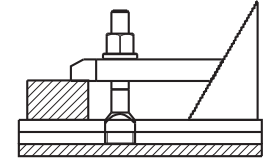
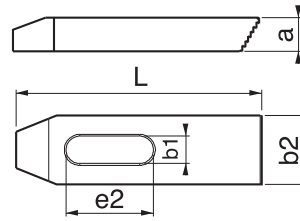

Ürün Nr. 2010 Merdiven Yükselticili Bağlama Set







Tabla üzerinde iş parçası ve aparatların hızlı ve güvenli bir şekilde bağlanması için çelik mamülden üretilmiş parçalardan oluşan bağlama seti

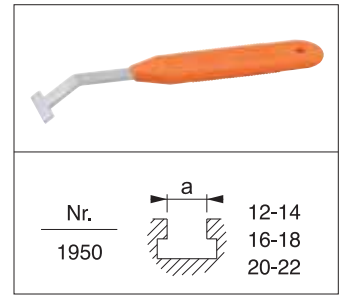
Product Nr. 2010 Coupling Set with Serrated Hell Block

This is the coupling set from steel product in order to couple the work piece or apparatuses on the table in a rapid and safe way.

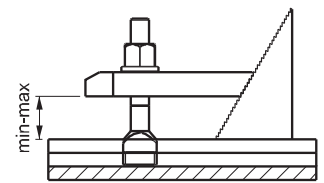
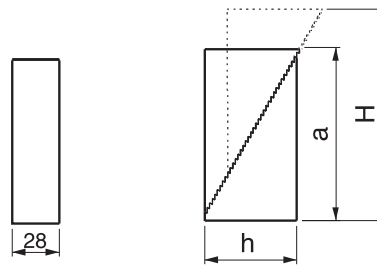
Nr.	L	b1		a	e2	b2
1290	80 100	11	M10	15	30 45	30
1290	100 125	14.5	M12-M14	20	45 55	40
1290	125 160	18.5	M16-M18	25	55 65	50



					
a	DIN 508	DIN 6330 B	Nr 1830	DIN 6331	DIN 6340
12	M10	M10	M10	M10	M10
14	M12	M12	M12	M12	M12
16	M14	M14	M14	M14	M14
18	M16	M16	M16	M16	M16
20	M18	M18	M18	M18	M18



Nr.	h-H	a	min- max
1310	37-85	57	0-40
1310	48-112	73	0-60
1310	58-139	90	0-75
1310	66-165	108	0-90

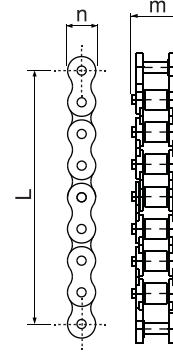
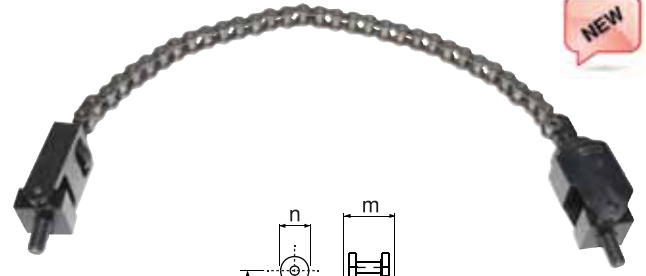

Ürün: 52 Parça Merdiven Destekli İş Bağlama Seti

- 6 adet DIN 508 "T" pabuç
- 16 adet DIN 6379 saplama
- 6 adet DIN 6330B takviyeli somun
- 4 adet DIN 6331 pullu somun
- 2 adet Nr. 1830 uzatma somun
- 4 adet DIN 6340 kalın pul
- 4 adet Nr.1290 merdiven pabuç
- 8 adet Nr.1310 merdiven diş destek
- 1 adet Nr. 1950 "T" kanal temizleyici
- 1 adet statik boyalı çelik set

Product: 52 piece set of Coupling Set with Serrated Hell Block

- 6 pieces of DIN 508 "T" Clamp
- 16 pieces of DIN 6379 Stud
- 6 pieces of DIN 6330B Supported Nut
- 4 pieces of DIN 6331 Nut with Washer
- 2 pieces of No. 1830 Extension Nut
- 4 pieces of DIN 6340 Thick Washer
- 4 pieces of No. 1290 Serrated Clamp
- 8 pieces of No. 1310 Clamp with Support Hole
- 1 piece of No. 1950 "T" Slot Scraper
- 1 piece of Steel Set with Statical Paint

Referans Nr.			Sıkma kuvveti Clamping force kgf	L	m	n	
2020-120125	M12	14-16-18	1500	125	20	15	114
2020-120250	M12		1500	250	20	15	228
2020-120500	M12		1500	500	20	15	455
2020-121000	M12		1500	1000	20	15	910
2020-160125	M16	18-20-22-24	4000	125	33	21	335
2020-160250	M16		4000	250	33	21	670
2020-160500	M16		4000	500	33	21	1340
2020-161000	M16		4000	1000	33	21	2680



Ürün Nr. 2020 Zincirli Sıkma

- Silindirik ve oval iş parçalarının bağlanabilmesi için tasarlanmıştır.
- Malzeme: 42 CrMo 4 DIN
- Sertlik: 40-42 HRC
- Siyah kaplama

Product Nr. 2020 Fixture Chain

- It is designed for clamping of cylinder and oval workpieces.
- Material: 42 CrMo 4 DIN
- Hardness: 40-42 HRC
- Black coated

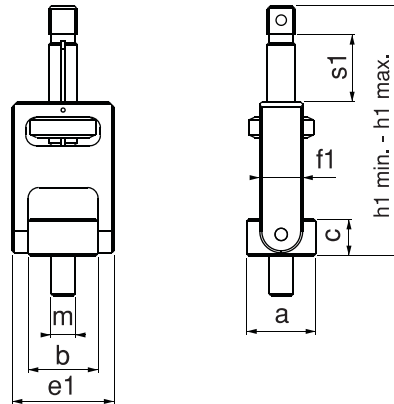
Referans Nr.		a	b	c	e1	f1	h1 min.	h1 max.	m	s1	Sıkma kuvveti Clamping force kgf	
2020-12125	14-16-18	36	36	18	49	21	95	125	M12	35	1500	450
2020-16162	18-20-22-24	37	44	25	64	29	117	162	M16	45	4000	1240

Ürün Nr. 2020 Ayar Ünitesi

- Malzeme: 42 CrMo 4 DIN
- Sertlik: 40-42 HRC
- Siyah kaplama

Product Nr. 2020 Setting Unit

- Material: 42 CrMo 4 DIN
- Hardness: 40-42 HRC
- Black coated



Ayar Ünitesi

Setting Unit



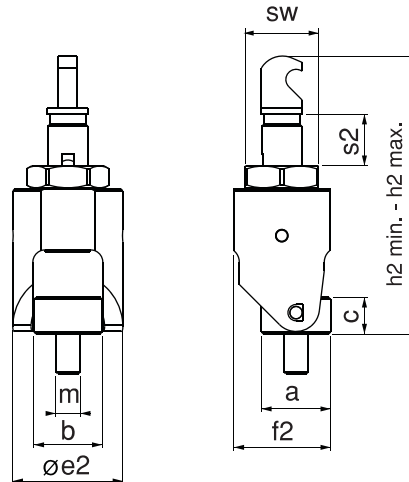
Referans Nr.		a	b	c	e2	f2	h2 min.	h2 max.	s2	SW	m	Sıkma kuvveti Clamping force kgf	
2020-12127	14-16-18	36	36	18	54	49	111	127	16	36	M12	1500	853
2020-16170	18-20-22-24	37	44	25	70	62	140	170	30	46	M16	4000	1902

Ürün Nr. 2020 Kanca Ünitesi

- Malzeme: 42 CrMo 4 DIN
- Sertlik: 40-42 HRC
- Siyah kaplama

Product Nr. 2020 Hook Unit


- Material: 42 CrMo 4 DIN
- Hardness: 40-42 HRC
- Black coated





Kanca Ünitesi

Hook Unit





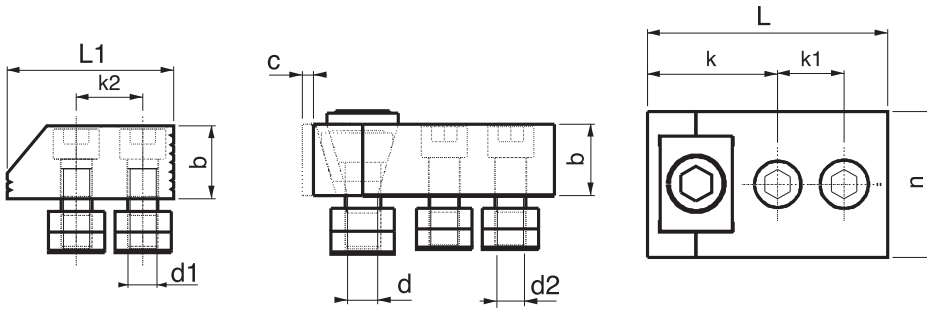
Referans Nr.		c	L	b	n	k	k1	k2	L1	d	d1	d2	sıkma kuvveti clamping force kgf	 (g)
2030-14	14	5	90	23	47	47	26	26	65	M12	M12	M12	2000	3600
2030-16	16													
2030-18	18													
2030-20	20	5	95	28	57	52	26	26	65	M14	M12	M12	2000	4200
2030-22	22													
2030-24	24													
2030-28	28													








Ürün Nr. 2030 Dereceli Yandan Sıkma Set


- İş parçasını dayama yönünde sıkıldığında parçanın özgün yapısını değişikliğe sebep vermez.
- Malzeme Ck45 DIN
- Sertlik 38 HRC
- Siyah kaplama
- Plastik kutuda set



Product Nr. 2030 Graded Side Wrench Set

- When the product clamps the work piece in the direction of rest, it does not cause alteration in the genuine structure of the piece.
- Material: Ck45 DIN
- Hardness: 38 HRC
- Black Coating
- Set is in the Plastic box



Set İçindekiler / The set consists of						
Parça Part						
Adet Quantity	2	2	10	10	1	1



Referans Nr.		c	L	L1	L2	L3	b	b1 ±0,01	n	k	k1	k2	d	d1	d2	sıkma kuvveti clamping force kgf	 (g)
2050-14	14	5	110	90	85	65	41	18	47	47	26	26	M12	M12	M12	1000	7000
2050-16	16																
2050-18	18																
2050-20	20																
2050-22	22																
2050-24	24	5	115	95	85	65	46	18	57	52	26	26	M14	M12	M12	1250	8800
2050-28	28																



Ürün Nr. 2050 Dereceli Yandan Sıkma (Paralelli) Set

- İş parçasını dayama yönünde sıkıldığında parçanın özgün yapısında değişikliğe sebep vermez.

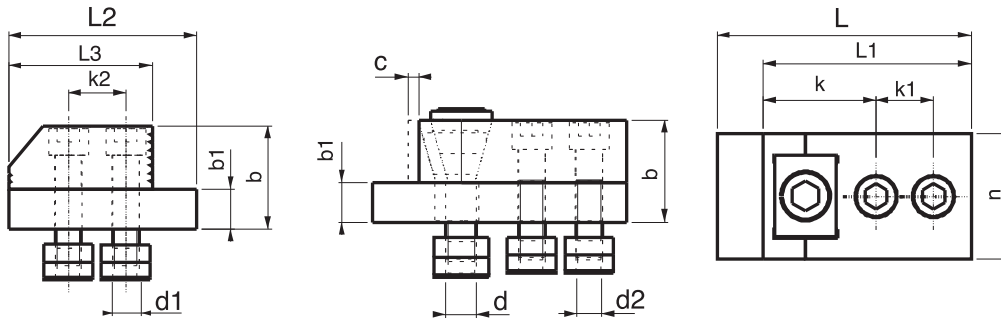
Paralelli oluşundan dolayı işlenen parçaya delik işlemleri uygulanabilir.

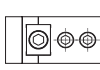





- Malzeme Ck45 DIN
- Sertlik 38 HRC
- Siyah kaplama
- Plastik kutuda set


Product Nr. 2050 Graded Side Wrench Set (with Parallel)



- When the product clamps the work piece in the direction of rest, it does not cause alteration in the genuine structure of the piece. Because of being with parallel, hole process can be applied on the machined piece.

- Material: Ck45 DIN
- Hardness: 38 HRC
- Black Coating
- Set is in the Plastic box



Set İçindekiler / The set consists of						
Parça Part						
Adet Quantity	2	2	10	10	2	1



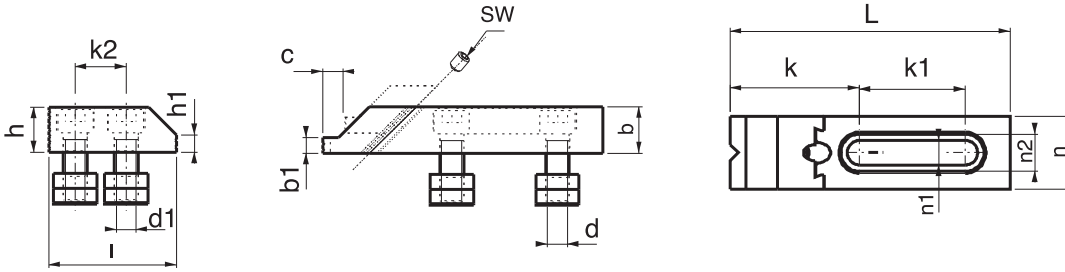
Referans Nr.		c	L	b	b1	n	n1	n2	k	k1	k2	sw	i	h	h1	d	d1	sıkma kuvveti clamping force kgf	 (g)
2070-14	14	10	142	23	8	37	12.5	19	65	54	26	6	65	23	10	M12	M12	850	3650
2070-16	16	10	142	23	8	37	12.5	19	65	54	26	6	65	23	10	M12	M12	850	3650
2070-18	18	14	145	28	10	48	12.5	19	74	54	26	8	65	28	11	M12	M12	1000	4300
2070-20	20	14	145	28	10	48	12.5	19	74	54	26	8	65	28	11	M12	M12	1000	4300
2070-22	22	14	145	28	10	48	12.5	19	74	54	26	8	65	28	11	M12	M12	1000	4300

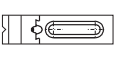
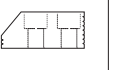


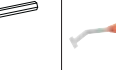

Ürün Nr. 2070 Kızaklı Yandan Sıkma Seti

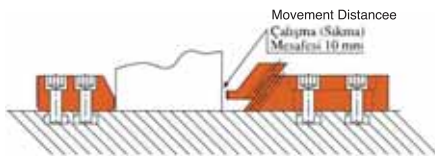
- Hareketli çenenin kızaklı yapısından dolayı iş parçasını dayama ve pleyt yönüne sıkar. Çenenin geniş hareketi iş parçasını bağlama ve sökmede kolaylık sağlar.
- DIN 650 "T" kanala uyumludur
- Malzeme Ck45 DIN
- Sertlik 38 HRC
- Siyah kaplama
- Plastik kutuda set

Product Nr. 2070 Sliding Side Wrench Set

- Because of the sliding structure of the moving jaw it clamps the work piece in the direction of resting and plate.
- Wide movement of the jaw provides convenience in coupling and dismantling of the workpiece.
- It is in compliance with DIN 650 "T" Slot
- Material: Ck45 DIN
- Hardness 38 HRC
- Black Coating
- Set is in the Plastic box





Set İçindekiler / The set consists of						
Parça Part						
Adet Quantity	2	2	8	8	2	1



Not: Sabit dayamanın dereceli tarafı ince parçalar, düz tarafı ise kalın parçalarda kullanılmak üzere iki farklı şekilde kullanılabilir.

Note: Fixed rest can be used as two different ways: Graded side is used for thin pieces and the Straight side is used with thick pieces.



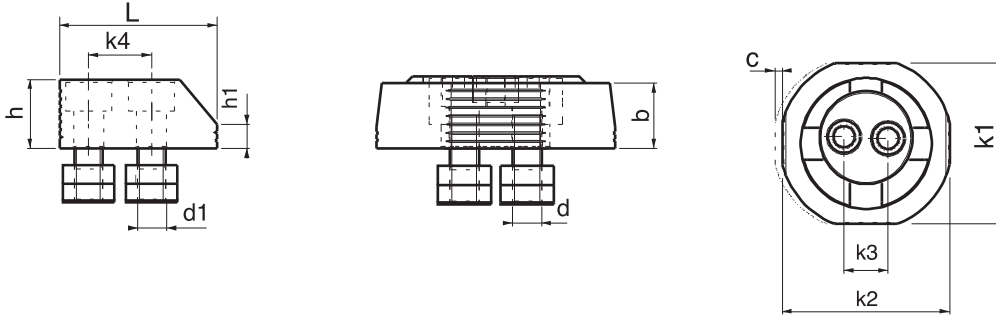
Referans Nr.		c	b	k1	k2	k3	k4	L	h	h1	d	d1	sıkma kuvveti clamping force kgf	
2090-14	14	3.5	30	95	99	26	26	65	28	10	M12	M12	3500	7608
2090-16	16													7630
2090-18	18													7660
2090-20	20													7710
2090-22	22													7770
2090-24	24													7870
2090-28	28													7990



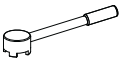





Ürün Nr. 2090 Kollu Yandan Sıkma Set

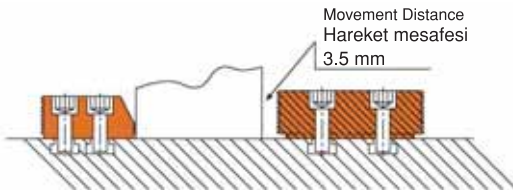
- Ürünün eksantrik çalışma sistemi saat yönünde sıkıldığında iş parçasını dayama va pleyt yönüne özel dizayn anahtarları ile yüksek kuvvette sıkar.
- 1- Kollu yandan sıkma pabucunun eksantrik hareketi 3,5mm'dir.
- 2- Ürün iş parçasına 1.5 - 2mm yakınlaştırılır.
- 3- 10mm Alyan ile inbus civataları sabitlenir.
- 4- Ürünü anahtarları ile saat yönünde çevirerek iş parçasını sabitleme işlemi gerçekleştirilir.
- Malzeme 42 CrMo 4 DIN
- Sertlik 42 HRC
- Siyah kaplama
- Plastik kutuda set

Product Nr. 2090 Armed Side Press Set

- When the eccentric working system of the product is tightened clockwise, it clamps the work piece with high force in the direction of resting and plate with it's special designed wrench.
- 1- Eccentric movement of Armed Side Clamp is 3.5 mm.
- 2- It brings the product 1.5 - 2mm close to the work piece
- 3- Inbus bolts are fixed with 10mm allen.
- 4- Fixing of the work piece is implemented by turning the product clockwise with the wrench.
- Material: 42 CrMo 4 DIN
- Hardness: 42 HRC
- Black Coating
- Set is in the Plastic box





Set İçindekiler / The set consists of							
Parça Part							
Adet Quantity	2	2	1	8	8	1	1



Not: Sabit dayamanın dereceli tarafı ince parçalar, düz tarafı ise kalın parçalarda kullanılmak üzere iki farklı şekilde kullanılabilir.

Note: Fixed rest can be used as two different ways: Graded side is used for thin pieces and the Straight side is used with thick pieces.



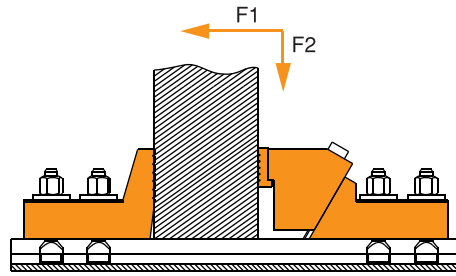
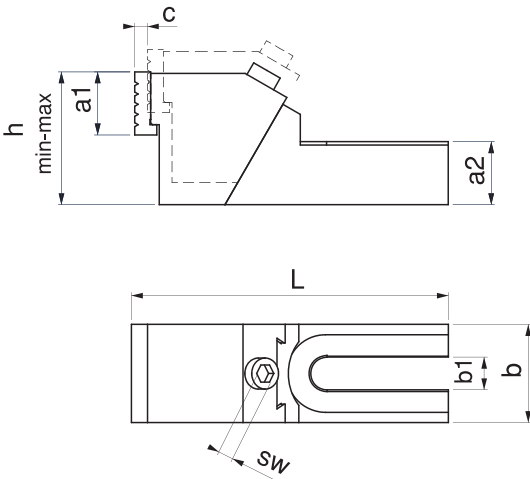
Referans Nr.		a1	a2	b	b1	c	h min-max	L	sw	F1 Sıkma kuvveti Clamping force kgf	F2 Sıkma kuvveti Clamping force kgf	 kg
2095-571	14-16-18	37	37	57	19	8	78-98	185	10	2250	350	3.7
2095-761	20-22-24-28	37	45	76	26	11	98-118	240	14	3000	450	7.9

Ürün Nr. 2095 Blok Yandan Sıkma



- İş parçasını dayama ve pleyt yönüne sıkır özellikle yüksek iş parçaları için tasarlanmıştır
- Malzeme: Ck45 DIN
- Çene Sertlik: 38-42 HRC
- Siyah kaplama

Product Nr. 2095 Block Side Press

- It clamps the workpieces in clamp rest direction and plate direction, it is designed especially for high workpieces.
- Material: Ck45 DIN
- Hardness of jaw: 38-42 HRC
- Black coated



Blok Yandan Sıkma

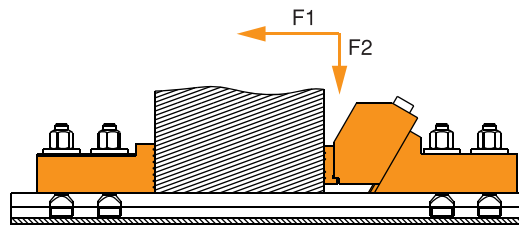
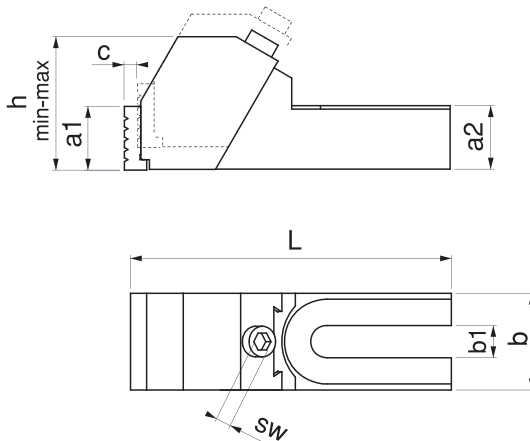
Referans Nr.		a1	a2	b	b1	c	h min-max	L	sw	F1 Sıkma kuvveti Clamping force kgf	F2 Sıkma kuvveti Clamping force kgf	 kg
2095-572	14-16-18	37	37	57	19	8	78-98	185	10	2200	350	3.3
2095-762	20-22-24-28	37	45	76	26	11	98-118	240	14	3400	450	6.7



Ürün Nr. 2095 Blok Yandan Sıkma

- İş parçasını dayama ve pleyt yönüne sıkır büyük plakaların bağlanabilmesi için tasarlanmıştır
- Malzeme: Ck45 DIN
- Çene Sertlik: 38-42 HRC
- Siyah kaplama

Product Nr. 2095 Block Side Press

- It clamps the workpieces in clamp rest direction and plate direction, it is designed for clamping big plates.
- Material: Ck45 DIN
- Hardness of jaw: 38-42 HRC
- Black coated



Referans Nr.		a2	b	b1	h	L	 kg
2098-571	14-16-18	37	57	19	85	124	2
2098-761	20-22-24-28	45	76	26	105	154	3.7

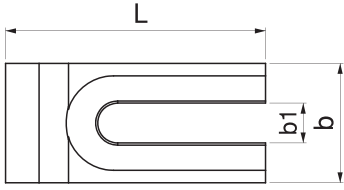
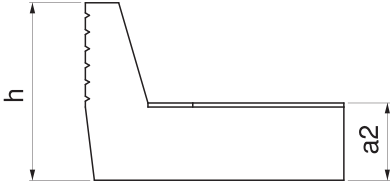


Ürün Nr. 2098 Blok Yandan Sıkma Dayaması



- 2095-571 ve 761 pabuçlar için dayama olarak tasarlanmıştır.
- Malzeme: Ck45 DIN
- Siyah kaplama

Product Nr. 2098 Block Stopper Side Press

- It is designed as clamp rest for the clamps 2095-571 and 761.
- Material: Ck45 DIN
- Black coated



Blok Yandan Sıkma Dayaması

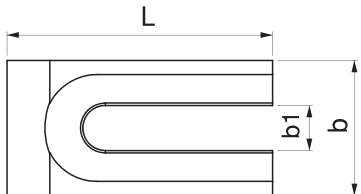
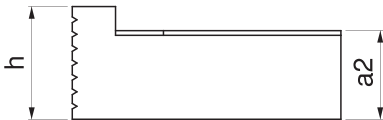
Referans Nr.		a2	b	b1	h	L	 kg
2098-572	14-16-18	37	57	19	47	112	1.4
2098-762	20-22-24-28	45	76	26	49	140	2.5



Ürün Nr. 2098 Blok Yandan Sıkma Dayaması

- 2095-572 ve 762 pabuçlar için dayama olarak tasarlanmıştır.
- Malzeme: Ck45 DIN
- Siyah kaplama

Product Nr. 2098 Block Stopper Side Press

- It is designed as clamp rest for the clamps 2095-572 and 762.
- Material: Ck45 DIN
- Black coated



Referans Nr.		c	h	b	L	L1	L2	sw	d	Sıkma Kuvveti Clamping Force		
										f1 kgf	f2 kgf	
2110-12	12	3	20	40	80	39	26	6	M10	1600	60	560
2110-14	14								M12	2200	90	610
2110-16	16								M14	3200	120	1200
2110-18	18	4	25	50	100	46	34	8	M16	3600	140	1300
2110-20	20								M16	3600	140	1325
2110-22	22								M20	3600	140	2995
2110-24	24	5	30	78	140	65	50	10	M20	3600	140	3200
2110-28	28								M24	4000	160	3600

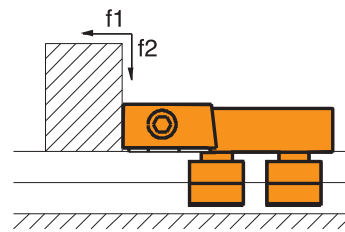
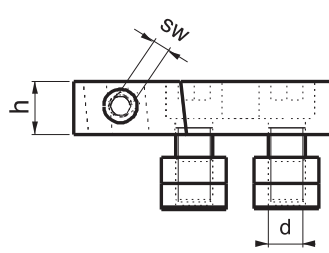
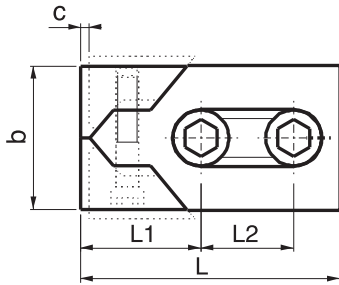


Ürün Nr. 2110 Çift Çeneli Yandan Sıkma



- İş parçasını dayama ve pleyt yönünde sıkar, pabucun yapısından dolayı kuvvetli sıkma yapar.
- Sertlik 38 HRC
- Malzeme Ck45 DIN
- Siyah kaplama

Product Nr. 2110 Side Press Clamp with Double Claw

- Product clamps the work piece in the direction of rest and plate. It achieves powerful clamping because of the clamp's structure.
- Hardness: 38 HRC
- Material: Ck45 DIN
- Black Coating



Dayama Clamp Rest

Referans Nr.		n	e	c	d	b	h	k	L	sw	
2130-12	12	11.7	18	18	M8	9	3	7	36	6	100
2130-14	14	13.7	22	22	M8	11	4	8	44	6	140
2130-16	16	15.7	25	25	M12	12.5	5	9	50	10	240
2130-18	18	17.7	28	28	M12	14	5	10	56	10	340
2130-20	20	19.7	32	32	M16	16	5	12	64	14	520
2130-22	22	21.7	35	35	M16	17.5	6	14	70	14	720
2130-24	24	23.7	40	40	M20	20	6	16	80	17	880
2130-28	28	27.7	44	44	M20	22	6	18	88	17	1450

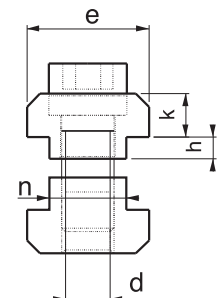
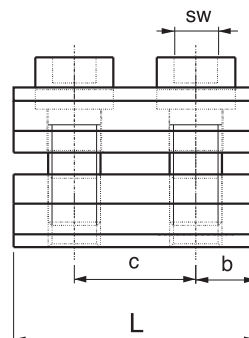




Ürün Nr. 2130 Dayama

- Dayama referans alma, uzunlamasına ve enlemesine kullanılır.
- Malzeme Ck45 DIN
- Sertlik 32 HRC
- Siyah kaplama

Product Nr. 2130 Clamp Rest

- Clamp Rest is used for reference taking, longitudinal and cross-wise.
- Material: Ck45 DIN
- Hardness: 32 HRC
- Black Coating



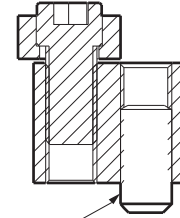
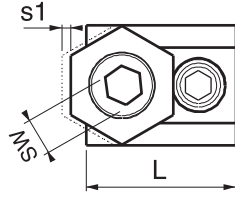
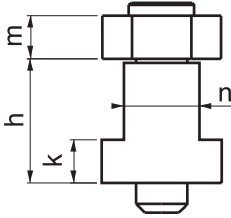
Referans Nr.		s1	m	sw	L	h	k	n	sıkma kuvveti clamping force kgf	
2150-08	8	1.4	5	4	23	9.5	5	7.7	310	25
2150-10	10	1.4	5	4	23	14	5	9.7	310	35
2150-12	12	1.2	5	5	28	15	6	11.7	340	60
2150-14	14	1.7	7	8	30	22	8	13.7	800	95
2150-16	16	2	10	8	30	22	9	15.7	1500	130
2150-18	18	2	10	8	35	28	10	17.7	1500	190
2150-20	20	2.5	13	10	40	32	12	19.7	2000	290
2150-22	22	2.5	13	12	45	38	14	21.7	2000	390

Ürün: Nr. 2150 Kanal İçi Yandan Sıkma

- Ürünün "T" gövdesi tamamıyla tezgah kanalına girer. Sadece ürünün eksantrik başlığı tabla yüzeyinde kaldığı için ince parçalarda sıkma kolaylığı sağlar.
- DIN 650 "T" kanala uyumludur
- Malzeme Ck45 DIN
- Sertlik 38HRC
- Siyah kaplama

Product Nr. 2150 In-slot Side Wrench



- "T" slot of the product enters in the slot of the bench completely. Since only the eccentric headpiece remains on the surface of the table, this provides easy clampings of the thin pieces.
- It is in compliance with DIN 650 "T" Slot
- Material: Ck45 DIN
- Hardness 38HRC
- Black Coating



SABİTLEME
CIVATASI
FIXING BOLT

Yandan Sıkma Pençe Pabuç

Jaw Clamp

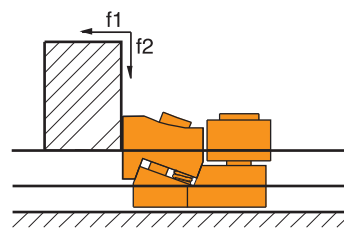
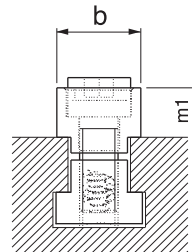
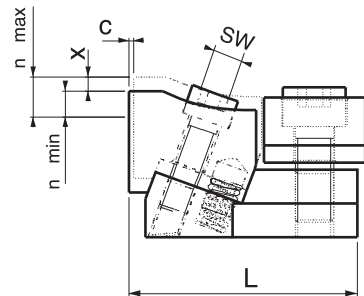
Referans Nr.		c	n		x	L	b	m1	sw	sıkma kuvveti clamping force		
			min	max						f1 kgf	f2 kgf	
2170-12	12	2	2	6	4	46	18	7	5	500	60	120
2170-14	14	2.5	2.5	7.5	5	51	22	8	6	550	70	200
2170-16	16	3	2.5	8.5	6	61	25	9	6	800	90	290
2170-18	18	3	2	8	6	67	28	10	8	900	100	440
2170-20	20	4	2.5	11	8.5	78	32	12	10	1200	140	650
2170-22	22	4.5	2.5	12	9.5	87	35	14	10	1600	190	840



Ürün Nr. 2170 Yandan Sıkma Pençe Pabuç

- İş parçasını dayama ve pleyt yönüne sıkar
- "T" Kanal içinde çalışması yükseklik avantajı sağlar
- DIN 650 "T" Kanala uyumludur
- Malzeme Ck45 DIN
- Sertlik 38 HRC
- Siyah kaplama

Product Nr. 2170 Claw Clamp

- This product clamps the workpiece in the direction of resting and plate
- It's working in "T" slot provides height advantage
- It is in compliance with DIN 650 "T" Slot
- Material: Ck45 DIN
- Hardness 38 HRC
- Black Coating



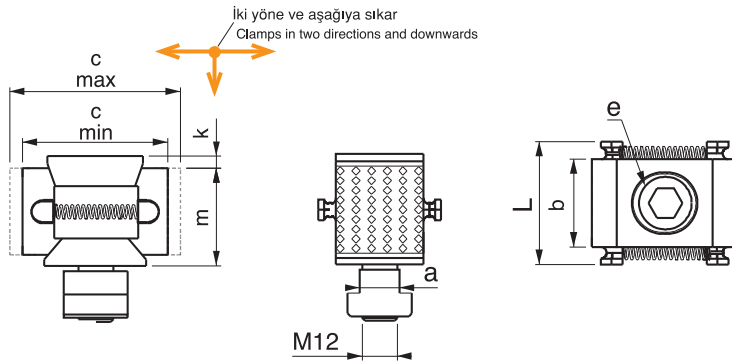
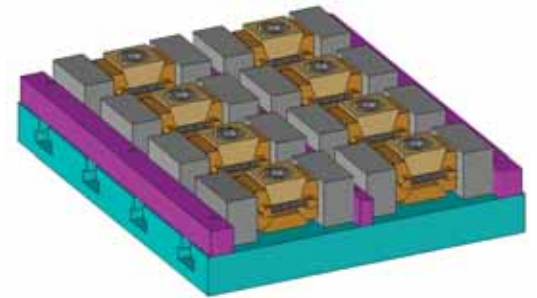
Referans Nr.	c			m	k	b	L	e DIN 912	sıkma kuvveti clamping force kgf	 (g)
	min	max								
2190-5055	50	55	(a) 14-16-18-20-22 "T" kanallarda çalışır It is used in "T" Slot	35	4	30	42	M12	1750	350



Ürün Nr. 2190 Çift Açılır Yandan Sıkma

- Bir noktadan iki yöne ve pleyt yönüne doğru sıkma işlemi yapar.
- M12 diş pleytlerde ve (a) 14-16-18-20-22 "T" kanal ölçülerinde kullanılır.
- Malzeme 42 CrMo 4 DIN
- Sertlik 42 HRC
- Siyah kaplama

Product Nr. 2190 Side Press with Double Opening

- This product makes press process from one point to two directions and towards the direction of the plate.
- It is used in M12 thread plates and (a) 14-16-18-20-22 "T" Slot measurings
- Material: 42 CrMo 4 DIN
- Hardness: 42 HRC
- Black Coating



Referans Nr.	c			m	k	b	L	e DIN 912	sıkma kuvveti clamping force kgf	 (g)
	min	max								
2210-4954	49	54	(a) 14-16-18-20-22 "T" kanallarda çalışır It is used in "T" Slot	23	4	30	42	M12	1500	250

Ürün Nr. 2210 Çift Açılır Yandan Sıkma

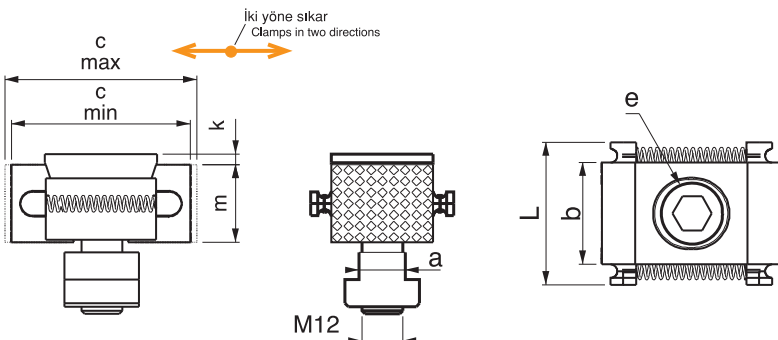
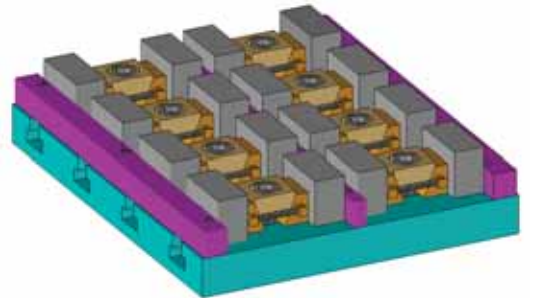
- Bir noktadan iki yöne sıkma işlemi yapar.
- M12 diş pleytlerde ve (a) 14-16-18-20-22 "T" kanal ölçülerinde kullanılır.
- Malzeme 42CrMo 4 DIN
- Sertlik 42 HRC
- Siyah kaplama

Product Nr. 2210 Side Press with Double Opening

- This product makes press process from one point to two directions.
- It is used in M12 thread plates and (a) 14-16-18-20-22 "T" Slot measurings
- Material: 42 CrMo 4 DIN
- Hardness: 42 HRC
- Black Coating

Çift Açılır Yandan Sıkma

Side Press with Double Opening



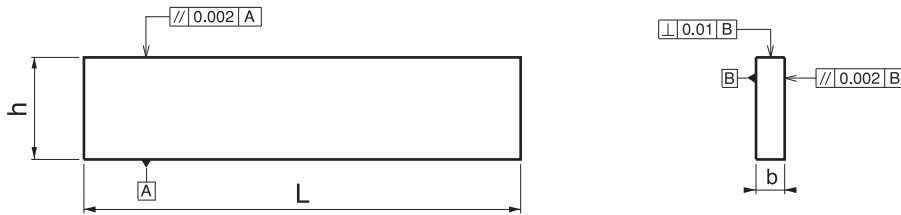
Referans Nr.	h x b x L	tolerans tolerance h	tolerans tolerance b	(kg)	Adet Piece
2230-028	14x10x150	±0.01	±0.01	10.6	2
	16x10x150				2
	18x10x150				2
	20x10x150				2
	22x10x150				2
	24x10x150				2
	26x10x150				2
	28x10x150				2
	30x10x150				2
	32x10x150				2
	35x10x150				2
	40x10x150				2
	45x10x150				2
50x10x150	2				


Ürün Nr. 2230 Paralel Set-28

- Ürün iş parçalarının paralel bağlanmasında ve hassas işlenmesinde altlık olarak kullanılır. 28 parça
- Malzeme 90 MnCr V8 DIN
- Sertlik 52 HRC
- Ahşap kutuda set

Product Nr. 2230 Parallel Set-28

- This product is used for parallel coupling of the workpieces and as the base for sensitive machinings of the work pieces. 28 pieces.
- Material: 90 MnCr V8 DIN
- Hardness: 52 HRC
- Set is in the wooden box


Paralel Set

Parallel Set

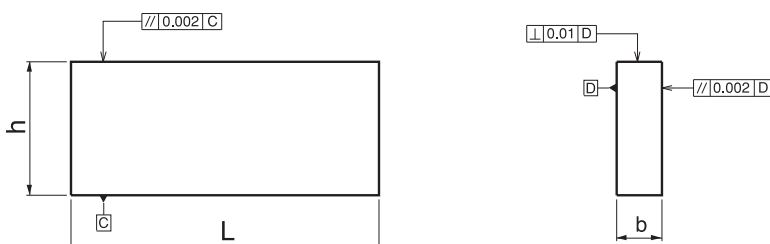
Referans Nr.	h x b x L	tolerans tolerance h	tolerans tolerance b	(kg)	Adet Piece
2250-016	20x 6 x100	±0.01	±0.01	10.8	2
	23x 8 x100				2
	28x10x100				2
	36x12x150				2
	42x14x150				2
	48x16x150				2
	58x18x150				2
	65x22x150				2



Ürün Nr. 2250 Paralel Set-16


- Ürün iş parçalarının paralel bağlanmasında ve hassas işlenmesinde altlık olarak kullanılır. 16 parça
- Malzeme Ck45 DIN
- Sertlik 42 HRC
- Ahşap kutuda set

Product Nr. 2250 Parallel Set-16

- This product is used for parallel coupling of the work pieces and as the base for sensitive machinings of the work pieces. 16 pieces.
- Material: Ck45 DIN
- Hardness: 42 HRC
- Set is in the wooden box



Referans Nr.	a	b	c	Øv		 (g)
				min	max	
2270-140	140	82	40	10	120	2000
2270-204	204	115	66	15	150	6000

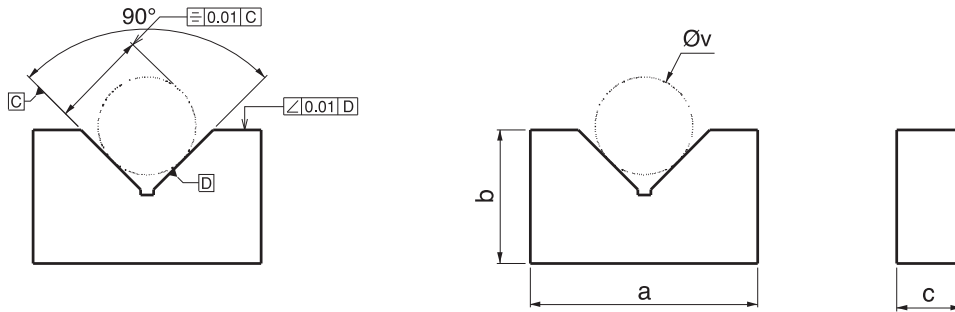



Ürün Nr. 2270 “V” Yatak

- Silindir parçaların paralel bağlanmasında ve hassas işlenmesinde altlık olarak kullanılır.
- Malzeme GGG 60
- İkili takım

Product Nr. 2270 “V” Clamping Block

- This product is used in parallel couplings of cylindrical pieces and it is also used as the base for sensitive machinings of the workpieces.
- Material: GGG 60
- Set of two pieces



Referans Nr.	a	b	c	Øv1		Øv2		Øv3		Øv4		 (g)
				min	max	min	max	min	max	min	max	
2290-120	120	100	60	10	30	30	60	60	90	90	120	2700
2290-150	150	130	74	15	50	50	80	80	120	120	150	5000

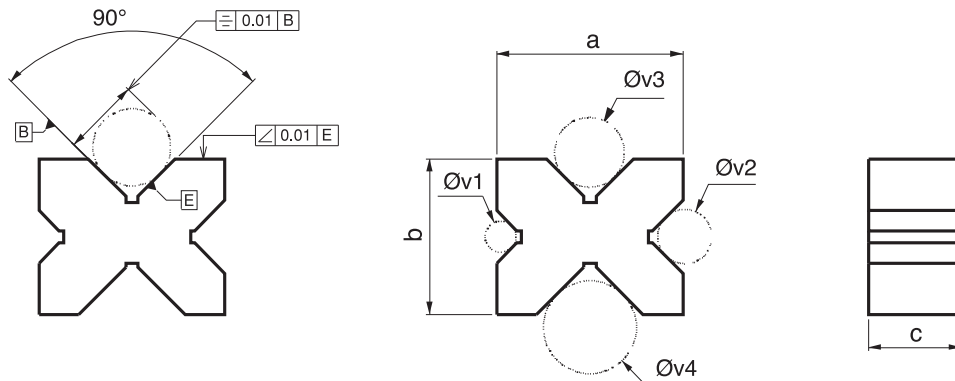


Ürün Nr. 2290 “X V” Yatak

- Silindir parçaların paralel bağlanmasında hassas işlenmesinde altlık olarak kullanılır, “X” formunda olmasından dolayı 4 ayrı yüzeyi kullanma avantajı sağlar.
- Malzeme GGG 60
- İkili takım

Product Nr. 2290 “X V” Clamping Block

- This product is used in parallel couplings of cylindrical pieces and it is also used as the base for sensitive machinings of the workpieces. It provides using advantage in 4 different surfaces because of being in “X” form.
- Material: GGG 60
- Set of two pieces



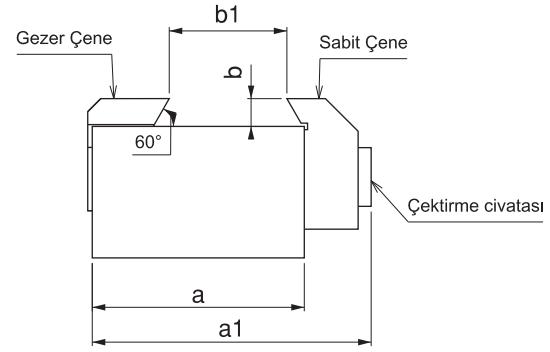
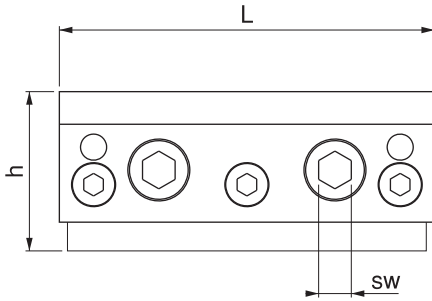
Referans Nr.	L	h	a	a1	b	b1	sw	(kg)
2295-090	90	39	55	73	7	21-35	8	1.3
2295-115	115	49	65	82.5	8.5	31-42	10	2.5
2295-130	130	56	75	98	10	37-48	12	4.0

Ürün Nr. 2295 CNC 5 Eksen Parça Bağlama Aparatı

- İş parçasına kırılmaç yuva açılarak aparat bağlanır.
- Malzeme: Ck45 DIN
- Sertlik: 32-35 HRC
- Siyah Kaplama

Product Nr. 2295 CNC 5 Axis Clamping Parts Apparatus

- Apparatus is connected at workpiece, swallow nest opening.
- Material: Ck45 DIN
- Hardness: 32-35 HRC
- Black coated



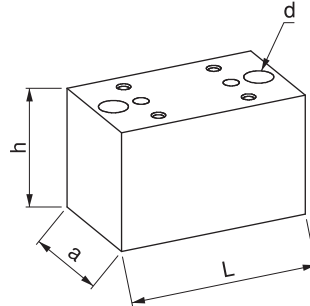
Referans Nr.	a	h	L	d	(kg)
2297-090	55	58	87	M10	2
2297-115	65	68	110	M12	3.6
2297-130	75	80	126.6	M12	5.6

Ürün Nr. 2297 CNC 5 Eksen Parça Bağlama Takoğu

- Malzeme: Ck45 DIN
- Sertlik: 32-35 HRC
- Siyah Kaplama

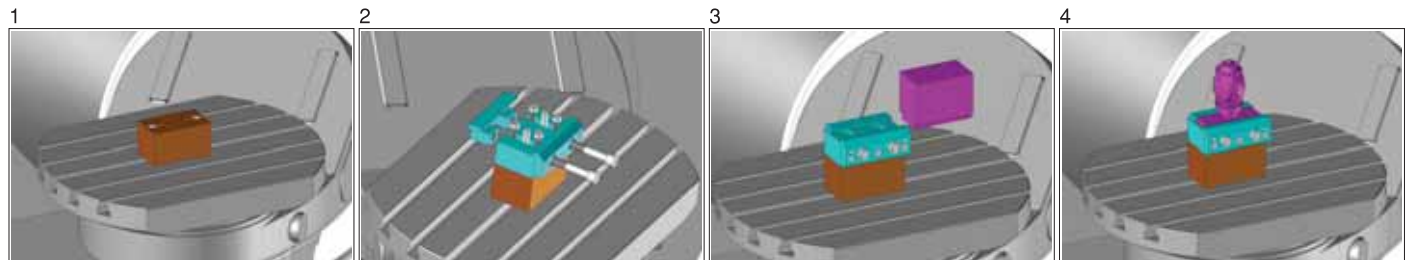
Product Nr. 2297 CNC 5 Axis Clamping Parts Wedge

- Material: Ck45 DIN
- Hardness: 32-35 HRC
- Black coated




CNC 5 Eksen Parça Bağlama Takoğu

CNC 5 Axis Clamping Parts Wedge





Referans Nr.	a	a1	b	c	e	f	h	l	l	s	n	 (kg)
2300-127130	170	127	0-130	63	112	209	112	374	115	100	49	27

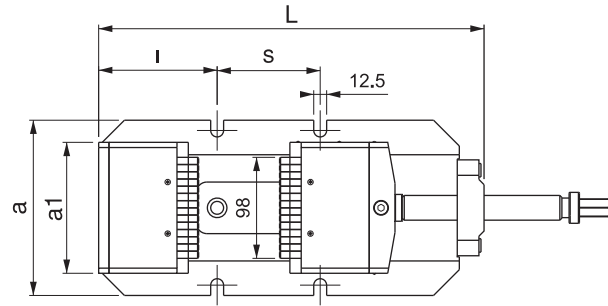
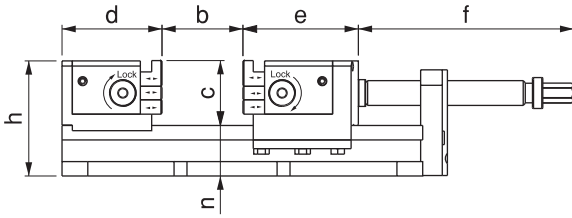


Ürün Nr. 2300 Kavramalı Mengene

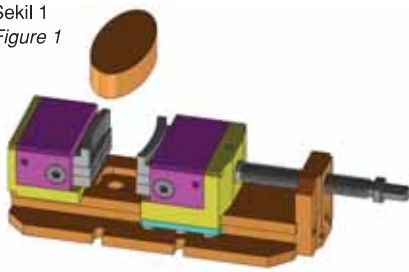
- Mengene çenelerinin bağlanacak iş parçasına göre form alması ve gerektiğinde bu formun sabitlenebilir olması kavramalı mengineenin en önemli özelliğidir. (Şekil 1-2-3-4'teki gibi)
- Malzeme: GGG 26

Product Nr. 2300 Vice Grip

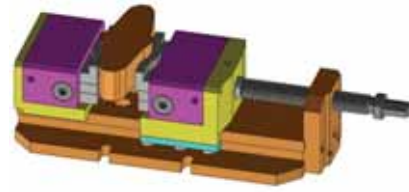
- Clamping jaws need to be connected to this form and take the form according to the workpiece to be set permanently, the most important feature of the vice grip. (1-2-3-4 shape as shown in)
- Material: GGG 26



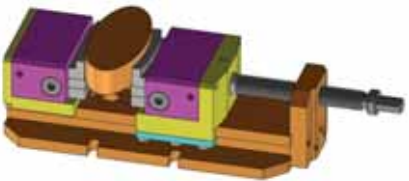
Şekil 1
Figure 1



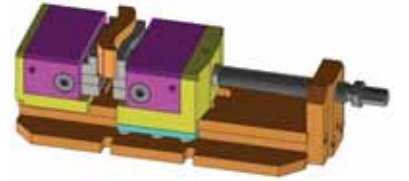
Şekil 3
Figure 3



Şekil 2
Figure 2



Şekil 4
Figure 4



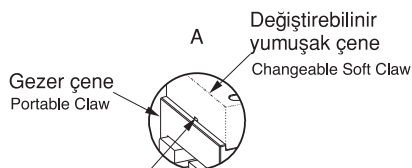
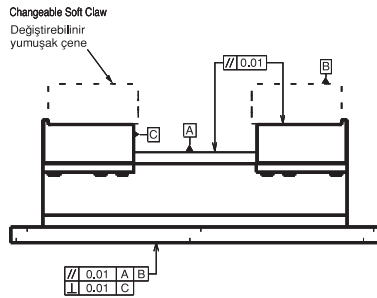
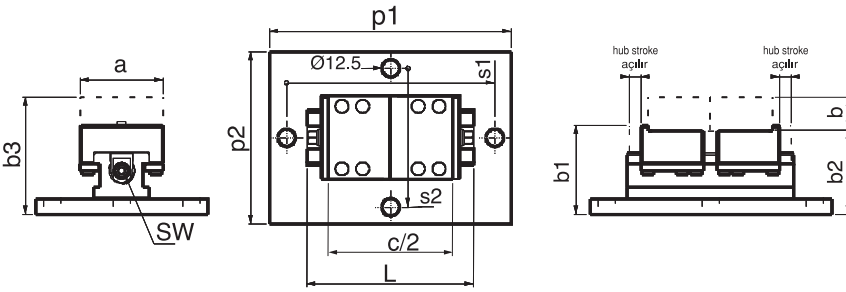
Referans Nr.	a	L	c/2	açılır opens 2 x mm	iş başlama kapasitesi Work Piece Coupling Capacity (mm)	b	b1	b2 ±0,02	b3	p1	p2	s1	s2	sıkma kuvveti clamping force kgf	sw	(kg)
2310-060	60	120	90	27	120	23.5	70.5	67.5	91	174	124	150	100	1000	9	5
2310-078	78	180	130	40	180	33	97	93	126	224	124	200	100	1600	12	10
2310-100	100	220	154	48	220	35	99	95	130	274	174	250	150	1600	12	19
2310-125	125	260	174	62	260	38	108	103	141	324	174	300	150	2200	14	26
2310-157	157	350	208	86	350	46	123	118	164	424	224	400	200	2200	17	52

Ürün Nr. 2310 Çift Açılır Çelik Mengene

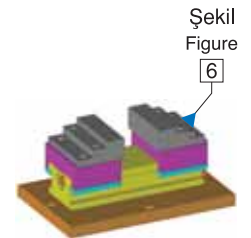
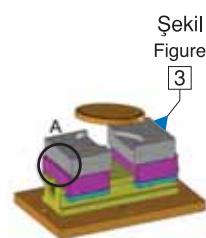
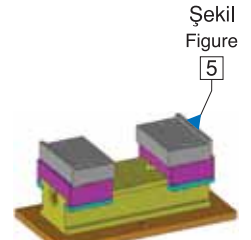
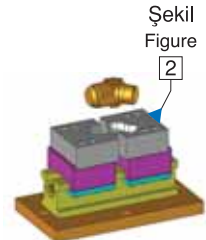
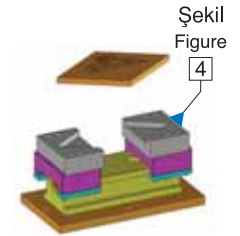
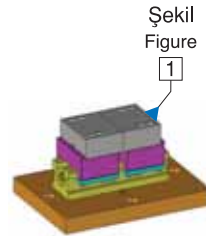

- Ürün işlem yapılacak malzemeyi sabitlerken aynı zamanda da merkezleme yapmaktadır. Bu sistemin avantajı özellikle dış çap ölçüleri değişken malzemelerde merkez değişmeden işlem yapılabilir. Diğer özelliği ise yumuşak çenelere işlenecek parçanın formu uygulanabilir (2-3-4-5-6 şekillerde görüldüğü gibi.)
- Kullanım alanı: CNC ve mekanik frezeler, taşlama, matkap gibi çeşitli sanayi makinalarında kullanılır.
- Malzeme 21 NiCrMo 2 DIN
- Sertlik 48 HRC


Product Nr. 2310 Steel Vice with Double Opening

- This product fixes the material to be processes and at the same time it makes centering. The advantage of this system specially shows itself when making machinings of the materials having different outer diameter measurements as it implements this process without changing the center. It's other characteristic is to apply the form of the piece to be machined with soft claws (as seen in Figures: 2-3-4-5 and 6).
- Area of Using: This product is used in various industry machines such as CNC and mechanical milling machines, grinding and auger.
- Material: 21 NiCrMo 2 DIN
- Hardness: 48 HRC



Gezer çene kamasi yumuşak çeneleri söküp takma hassasiyeti ± 0.02 dir
Demounting and mounting of portable jaw wedge soft claws is ± 0.02 .



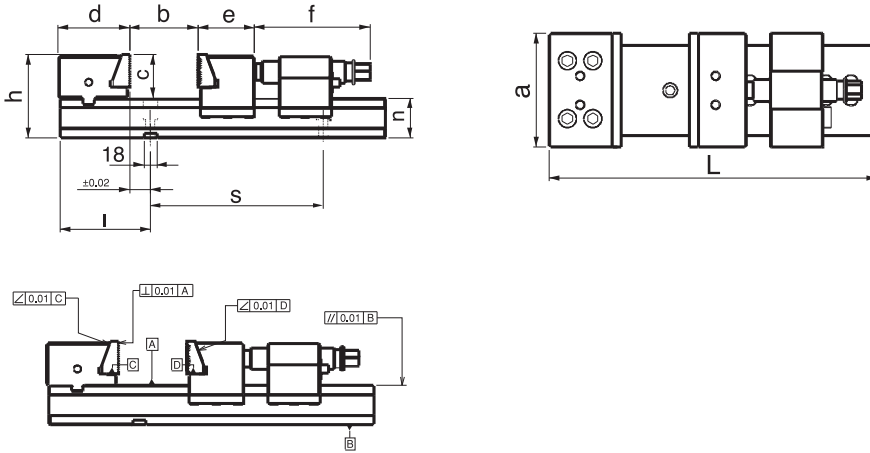
Referans Nr.	a	b	c	L	d	e	f	h	l	n	s	sıkma kuvveti clamping force kgf	 (kg)
2330-127160	127	0-160	60	414	99	78	160	115	125	55	200	3500	28
2330-157200	157	0-200	60	453	99	78	160	115	125	55	200	4500	37
2330-157300	157	0-300	60	553	99	78	160	115	125	55	250	4500	42
2330-197300	197	0-300	60	553	99	78	160	115	150	55	250	4500	56
2330-197400	197	0-400	60	653	99	78	160	115	150	55	350	4500	62
2330-197500	197	0-500	60	753	99	78	160	115	150	55	200/250	4500	68


Ürün Nr. 2330 Mekanik Çelik Mengene


- Mekanik çelik mengene sertleştirilmiş ve hassas taşlanmış olarak mükemmel kullanıma sahiptir. Kullanım özelliği işlenecek malzemeyi sabitlerken sabit ve hareketli çenelerde bulunan modüler çeneler yaylı sisteminden dolayı malzemeyi mengene tabanına doğru çeker ve güvenli çalışma sağlar. Hareketli yüzeylerin tamamı hassas taşlanmıştır. Mandallı sabitleme özelliğiyle hareketli çene mesafesi hızlı ayarlanabilir, kolay kullanılır.
- Kullanım alanı: CNC ve mekanik frezeler, taşlama ve matkap tezgahları, çeşitli sanayi makineleri
- Malzeme: 21 NiCrMo 2 DIN
- Sertlik: 50-52 HRC

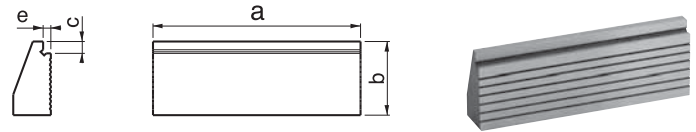
Product Nr. 2330 Mechanical Steel Vice


- Mechanical Steel Vice is hardened and it has excellent way of using because of being sensitively grinded. It's usage characteristic fixes the material to be machined and at the same time it pulls the material to the base of the vice because of having springed system of modular jaws taking place in the moving jaws. Entire moving surface is sensitively grinded. With its latched fixing characteristic, moving jaw distance can be adjusted rapidly and can be used with convenience.
- Area of Using: CNC and mechanical milling machines, grinding and drilling machines, various industrial machines.
- Material: 21 NiCrMo 2 DIN
- Hardness: 50-52 HRC

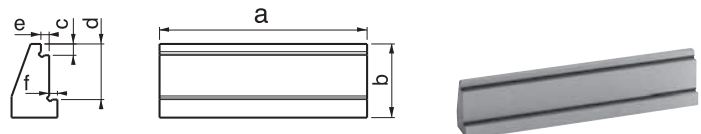

MÇM Faturalı Çeneler


MCM Jaws with Stopper

Referans Nr.	a	b	c	e	 (g)
2335-127	127	45	7	5	1000
2335-157	157	45	7	5	1250
2335-197	197	45	7	5	1400


Ürün Nr. 2335 MÇM Faturalı Çene
Product Nr. 2335 MCM Jaw with Stopper

Referans Nr.	a	b	c	d	e	f	 (g)
2340-127	127	45	7	34	5	5	950
2340-157	157	45	7	34	5	5	1200
2340-197	197	45	7	34	5	5	1350


Ürün Nr. 2340 MÇM Faturalı Çene
Product Nr. 2340 MCM Jaw with Stopper

Referans Nr.	a	L	L1	b1	b	c	h	n	Ø d	Sıkma kuvveti Clamping force kgf	 kg
2345-127	127	202	260	53	0-58	60	115	55	12.5	3500	28

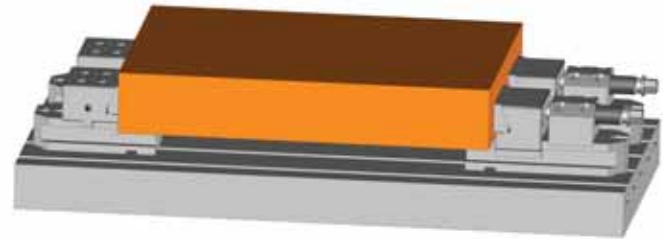
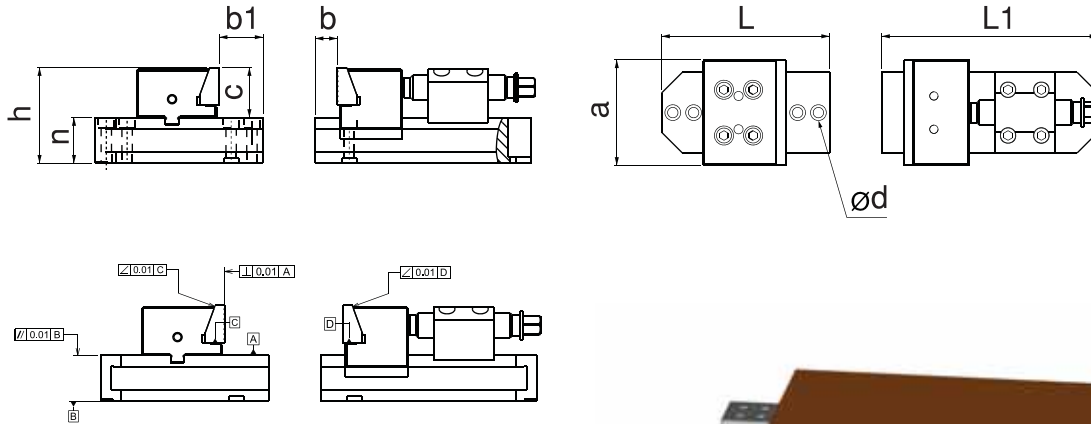


Ürün Nr. 2345 Modüler Mekanik Çelik Mengene

- Ürün çenelerinin hareketli oluşu iş parçasını karşıya ve aşağıya çekerek sıkar. Mergenin iki parçalı ve paralel oluşu büyük iş parçalarını bağlamada delik diş vs gibi işlemlerde kolaylık sağlar.
- Malzeme: 21 NiCrMo 2 DIN
- Sertlik: 50-52 HRC


Product Nr. 2345 Modular Mechanical Steel Vice

- Because of sliding clamping jaws it clamps the workpieces in opposite direction and down. The vice consists of two parts and it is parallel which provides clamping big tools, threading and similar processes easy.
- Material: 21 NiCrMo 2 DIN
- Hardness: 50-52 HRC

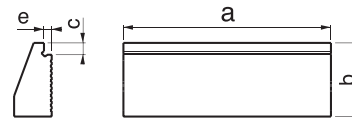



MÇM Faturalı Çeneler

MCM Jaws with Stopper

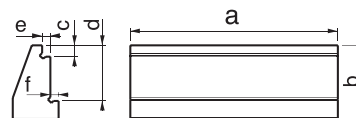
Referans Nr.	a	b	c	e	 (g)
2335-127	127	45	7	5	1000

Ürün Nr. 2335 MÇM Faturalı Çene Product Nr. 2335 MCM Jaw with Stopper



Referans Nr.	a	b	c	d	e	f	 (g)
2340-127	127	45	7	34	5	5	950

Ürün Nr. 2340 MÇM Faturalı Çene Product Nr. 2340 MCM Jaw with Stopper



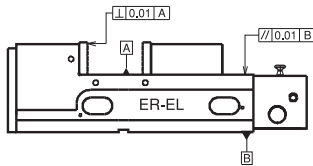
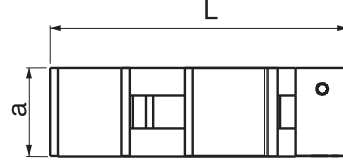
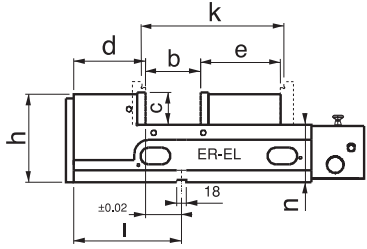
Referans Nr.	a	b	c	k	L	d	e	h	l	n ±0.01	sıkma kuvveti clamping force kgf	hareket mesafesi Moving Distance Torque	kg
2350-160E	160	160	58	310	530	135	145	160	190	105	2000	4	55

Ürün Nr. 2350 Pnömatik Mengene 160E

- 6 Bar hava ile çalışır. Pnömatik yapısından dolayı sıkma-açma işlemlerinde hız kazandırır.
- 2000 kgf sıkma kuvvetiyle iş parçasını sabitler. İsteğe bağlı bar ayar butonuyla sıkma kuvveti ayarlanabilir.
- Hareketli yüzeylerin tamamı hassas taşlanmış ve sertleştirilmiştir.
- Kullanım alanı: CNC ve mekanik frezeler, matkap tezgahları, çeşitli sanayi makineleri.
- Malzeme GGG 60 DIN

Product Nr. 2350 Pneumatic Vice 160E

- It works with 6 Bar Air. It provides speed in clamping-opening processes because of its pneumatic structure.
- It fixes the workpiece with its 2000 kgf clamping force. Clamping force can be adjusted with it arbitrary bar adjustment button.
- Entire moving surface is sensitively grinded and hardened.
- Area of Using: CNC and mechanical milling machines, drilling machines, various industry machines.
- Material: GGG 60 DIN



• "k" ölçüsüne yedek çenelerle ulaşılır. Yedek çeneler takıma dahil değildir.

• "k" measurement is reached by the spare jaws. The spare jaws are not included in the set.

Referans Nr.	a	b	c	k	L	d	e	h	l	n ±0.01	sıkma kuvveti clamping force kgf	hareket mesafesi Moving Distance Torque	kg
2370-051	130	70	58	135	327	188	209	160	-	105	1100	4	28
2370-052	130	135	63	205	400	188	300	160	173	105	2200	4	35.6
2370-053	160	200	63	300	485	205	353	166	170	105	3300	4	54.8
2370-054	200	250	63	360	530	230	410	166	185	105	4100	4	76

Ürün Nr. 2370 Pnömatik Mengene B

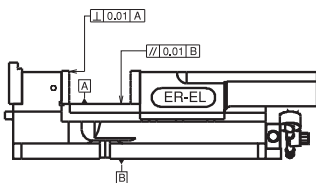
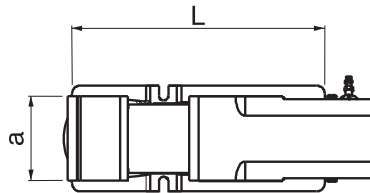
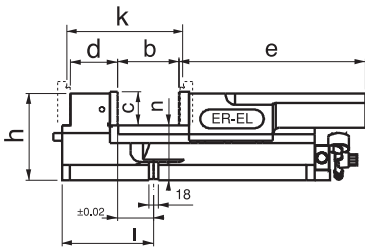
- 6 Bar hava ile çalışır. Pnömatik yapısından dolayı sıkma-açma işlemlerinde hız kazandırır.
- 1100 kgf ile 4100 kgf sıkma kuvvetiyle iş parçasını sabitler. İsteğe bağlı bar ayar butonuyla sıkma kuvveti ayarlanabilir.
- Hareketli yüzeylerin tamamı hassas taşlanmış ve sertleştirilmiştir.
- Kullanım alanı: CNC ve mekanik frezeler, matkap tezgahları ve çeşitli sanayi makineleri.
- Malzeme GGG 60 DIN

Product Nr. 2370 Pneumatic Vice B

- It works with 6 Bar Air. It provides speed in clamping-opening processes because of its pneumatic structure.
- It fixes the workpiece with its 1100 kgf and 4100 kgf clamping force. Clamping force can be adjusted with it arbitrary bar adjustment button.
- Entire moving surface is sensitively grinded and hardened.
- Area of Using: CNC and mechanical milling machines, drilling machines, various industry machines.
- Material: GGG 60 DIN

Pnömatik Mengene

Pneumatic Vice



• "k" ölçüsüne yedek çenelerle ulaşılır. Yedek çeneler takıma dahil değildir.

• "k" measurement is reached by the spare jaws. The spare jaws are not included in the set.

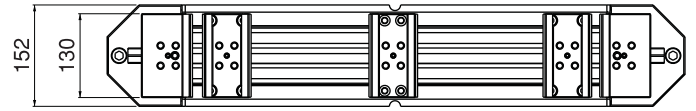
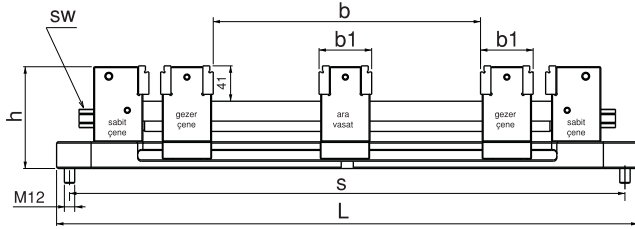
Referans Nr.	b	b1	L	h	s	SW	Standart bağlama adedi coupling piece	Sıkma kuvveti Clamping force kgf	kg
2375-092	92	61	430	119	400	19	2	2000	39
2375-192	192	61	530	119	500	19	2	2000	41
2375-342	342	61	680	119	650	19	2	2000	44
2375-442	442	61	780	119	750	19	2	2000	48


Ürün Nr. 2375 Grup Çift Açılır Çelik Mengene

- Ürün hassas taşlanmış olup şekillerdeki gibi çok amaçlı kullanım özelliğine sahip tek hareketle bir ve birden fazla iş parçasını sıkılmak için tasarlanmıştır.
- Malzeme: Ck45 DIN
- Sertlik: 32-35 HRC

Product Nr. 2375 Group Double Opens Steel Vice

- It is fine ground. As figures below it is multifunctional. It is designed for clamping 1 or more than one workpieces with only 1 tool motion.
- Material: Ck45 DIN
- Hardness: 32-35 HRC



Referans Nr.	İş Bağlama Adetleri / Volume Workholding				
	1 iş parçası 1 Workpiece	2 iş parçası 2 Workpiece	3 iş parçası 3 Workpiece	4 iş parçası 4 Workpiece	5 iş parçası 5 Workpiece
2375-092	92	15	-	-	-
2375-192	192	66	23	-	-
2375-342	342	140	73	39.5	-
2375-442	442	190	106.5	64.5	39

Bütün Uygulamaların Tek Hareketle Sıkma Özelliği / All applications feature a single motion-Tightening

Figure Şekil 1



 Tekli bağlama şekli
Figure clamping 1 piece

Figure Şekil 4


 Gezer paraleller üzerinde ince iş parçası bağlama şekli
Figure clamping thin workpiece on motion parallels

Figure Şekil 2


 İkilili bağlama şekli
Figure clamping 2 peaces

Figure Şekil 5


 Çoklu bağlama şekli
Figure multiple clamping

Figure Şekil 3

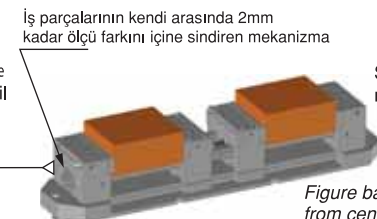


 İş parçalarının kendi arasında 2mm kadar ölçü farkını içine sindiren mekanizma
Sabit çene referanslı merkezden dışa bağlama şekli
Figure based on fixed jaw clamping from centre in outward

Figure Şekil 6


 Yumuşak ayak ile bağlama şekli
Figure clamping with soft legs

Referans Nr.	d	d1	h	h1	L	 kg
2385-130	48	32	91	60	151	2.2

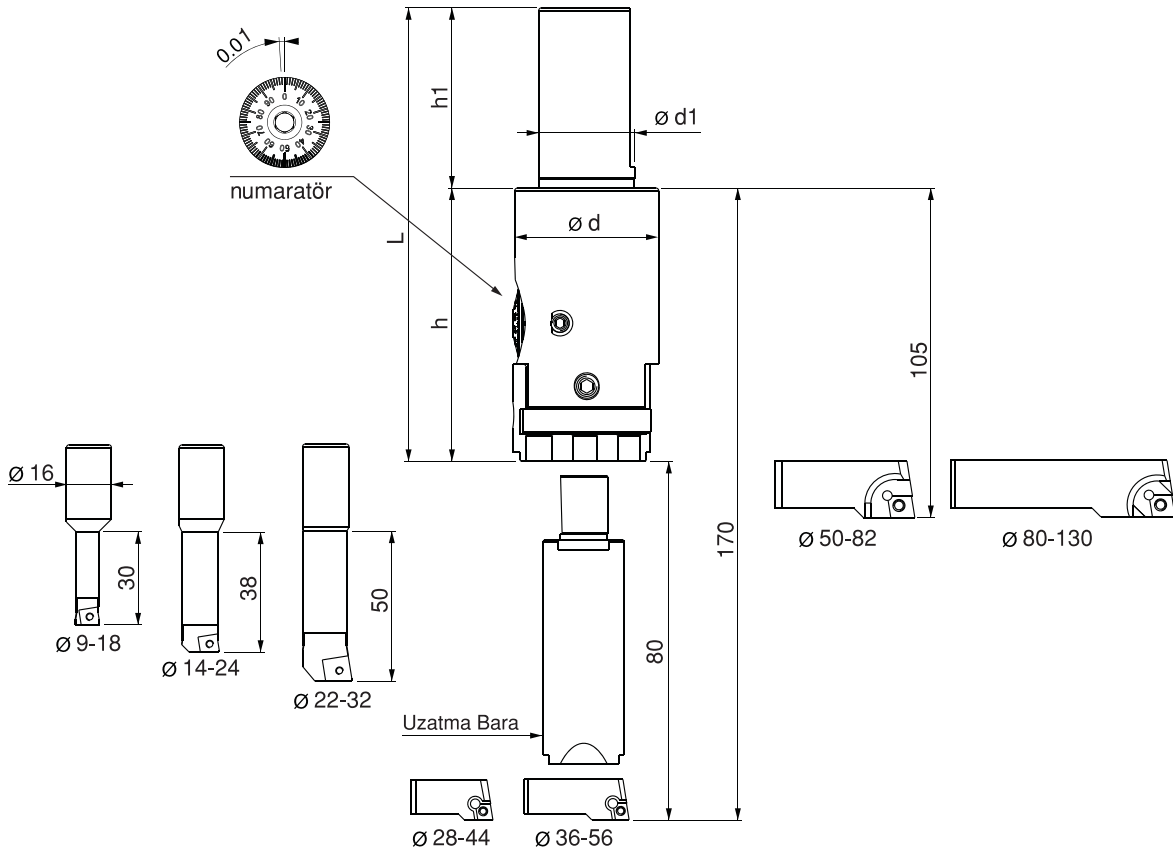


Ürün Nr. 2385 Hassas Delik İşleme Aparatı

- Ürün 0.01 işleme hassasiyetli olup 9mm'den 130mm çapa 170mm derinliğe işlem yapabilir değiştirilebilir bara va kartuş özelliği ile mükemmel kullanıma sahiptir

Product Nr. 2385 Precision Hole Making Tool

- It works with 0,01 sensitivity in diameter 9-130 mm and 170 mm depth. Because of replaceable function kater and cartouche it is perfect in using.



Not:
Ø 52 den sonra
gövdeyle 105 mm
uzatma barayla
170 mm
derinliğe ulaşır.

Kod.	Cinsi	Uç tipi
2386-00918	09-18 Bara	CCMT 06
2386-01424	14-24 Bara	CCMT 06
2386-02232	22-32 Bara	CCMT 09
2386-02844	28-44 Kartuş	CCMT 06
2386-03656	36-56 Kartuş	CCMT 06
2386-05082	50-82 Kartuş	CCMT 09
2386-80130	80-130 Kartuş	CCMT 09
2386-00080	Uzatma Bara	-

Note: from diameter 52: It reaches 105 mm depth with its slot and 170 mm depth with its extended kateer

Referans Nr.	J x M	k	h	h1	e	L	L1	L2	kg
2390-010	ISO30-M12	83	99	35	18	85	128	26	5.6
2390-015	ISO40-M16								5.9
2390-020	ISO50-M24								6.1
2390-025	BT40 - M16								6.2
2390-030	BT50 - M24								8.1
2390-035	SK40 - M16					9.1			
2390-040	SK50 - M24					9.2			
2390-045	MK4 - M16					6.1			
2390-050	MK4 Kamalı					5.9			
2390-055	MK5 - M20					7.1			
2390-060	MK5 Kamalı	6.9							

Ürün Nr. 2390 Delik İşleme Aparatı

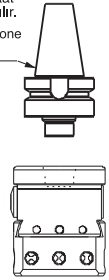
• Ürün 0.01 işleme hassasiyeti olup 18mm'den 210mm'ye kadar işlem yapabilir.
Modüler sistem oluşu kullanım için kolaylık sağlar.
Tutucu değiştirilerek CNC ve Mekanik tezgahlarda kullanım avantajı sağlar. Ürün, 4 ad. delik barası, 1 adet "T" kanal temizleyici ile ahşap kutudadır.
Değiştirilebilir Tutucular :
ISO30-40-50 BT40-50 SK40-50 MK4-5 ile kullanım imkanı..

Product Nr. 2390 Hole Machining Apparatus

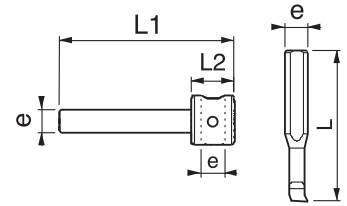
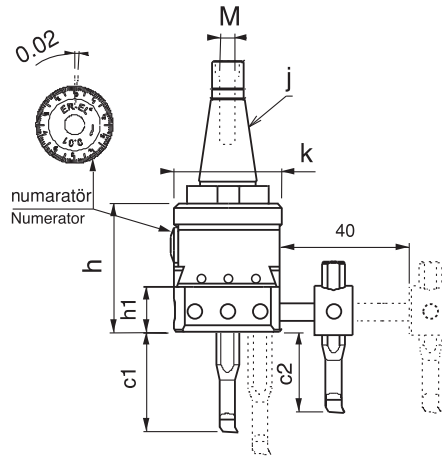
• Product has 0.01% machining sensitivity and it can implement processes from 18mm to 210mm.
It's modular system structure provides convenience in using.
It provides the possibility of using in CNC and Mechanical benches by changing the holder.
The product takes place in a wooden box with it's 4 hole bar, 1 "T" slot scraper.
Changeable Holders:
Possibility to be used with ISO30-40-50 BT 40-50 SK40-50 MK4-5.



Modülerdir, sabitleme işlemi saat yönüne doğru vidalanarak yapılır.
It is modular. Fixing process is done screwing towards clockwise



Referans Nr.	L	L1	e	Kesici uç tipi Cutting Edge type	kg
2395-1	85	-	18	DCMT	112
2395-2	95	-	18	DCMT	165
2395-3	132	-	18	DCMT	210
2395-4	-	128	18	-	408



min	Ø	max	c1	devir dk. Revolution per minute
18	95	50	400-450	
18	95	63	400-450	
20	100	100	170-220	



• Ürünün kazağındaki alt deliklerine baraları takarak 18mm'den 100mm çapa kadar büyütme 0-100mm kadar derinliğe inebilir.
• It is possible to have enlargement from 18mm to 100mm by attaching bars to the bottom holes taking place in the slide of the product and it can go down to depth up to 0-100mm.



min	Ø	max	c2	devir dk. Revolution per minute
95	210	55	90-170	
95	210	65	90-170	



• Ürünün kazağındaki yan deliğe ara vasatı takarak, şekilde görüldüğü gibi 95mm'den - 210mm çapa kadar büyütme, 0-65mm kadar derinliğe inebilir
• By applying intermediary means to the side hole of the product's slide, it is possible to have enlargement from 95mm to 210mm and it can go down to depth up to 0-65mm as seen in the figure.



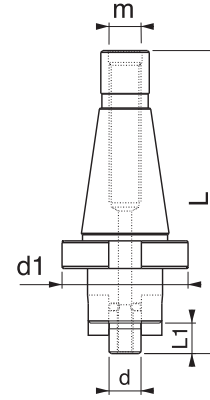
Referans Nr.	ISO	d	d1	L	L1	m	(g)
2410-3016	ISO 30	16	48	125	17	M12	600
2410-3022	ISO 30	22	48	125	19	M12	620
2410-3027	ISO 30	27	48	125	21	M12	640
2410-3032	ISO 30	32	63.5	125	22	M12	680
2410-4016	ISO 40	16	63.5	153	17	M16	1200
2410-4022	ISO 40	22	63.5	153	19	M16	1250
2410-4032	ISO 40	32	63.5	153	24	M16	1360
2410-4040	ISO 40	40	73.5	153	27	M16	1420
2410-5016	ISO 50	16	98	195	17	M24	3470
2410-5022	ISO 50	22	98	195	19	M24	3520
2410-5027	ISO 50	27	98	195	21	M24	3580
2410-5032	ISO 50	32	98	195	24	M24	3625
2410-5040	ISO 50	40	98	195	27	M24	3700

Ürün Nr. 2410 ISO 30-40-50
Freze Tarama Kafa Tutucusu

- Malzeme 21 NiCrMo 2 DIN
- Sertlik 42-45 HRC
- Hassas taşlama

Product Nr. 2410 ISO 30-40-50
Milling Machine Hatching Headpiece Holder

- Material: 21 NiCrMo 2 DIN
- Hardness: 42-45 HRC
- Sensitive Grinding



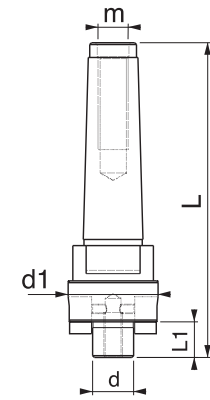
Referans Nr.	MK	d	d1	L	L1	m	(g)
2415-0416	MK 4	16	40	168	17	M16	910
2415-0422	MK 4	22	48	168	19	M16	940
2415-0427	MK 4	27	53	168	21	M16	990
2415-0432	MK 4	32	63.5	168	24	M16	1000
2415-0516	MK 5	16	63.5	208	17	M20	1900
2415-0522	MK 5	22	63.5	208	19	M20	1960
2415-0527	MK 5	27	63.5	208	21	M20	2010
2415-0532	MK 5	32	63.5	208	24	M20	2070
2415-0540	MK 5	40	73.5	208	27	M20	2120

Ürün Nr. 2415 MK4-MK5
Freze Tarama Kafa Tutucusu

- Malzeme 21 NiCrMo 2 DIN
- Sertlik 42-45 HRC
- Hassas taşlama

Product Nr. 2415 MK4-MK5
Milling Machine Hatching Headpiece Holder

- Material: 21 NiCrMo 2 DIN
- Hardness: 42-45 HRC
- Sensitive Grinding



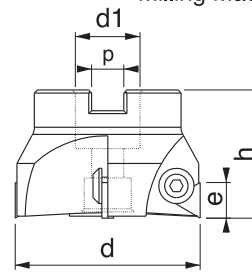
Referans Nr.	d	h	d1	p	e	Kesici uç tipi Cutting Edge type	(g)	
2420-0403	40	44	16	8.5	16	3	TPKN	230
2420-0503	50	44	22	10.5	16	3	TPKN	295
2420-0633	63	44	22	10.5	16	3	TPKN	460
2420-0634	63	44	22	10.5	16	4	TPKN	525
2420-0804	80	52	32	14.5	22	4	TPKN	900
2420-1005	100	52	32	14.5	22	5	TPKN	1380

Ürün Nr. 2420 Freze Tarama Başlığı

- Malzeme 42 CrMo 4 DIN
- Sertlik 38-40 HRC
- Siyah kaplama

Prod. Nr. 2420 Milling Machine Hatching Headpiece

- Material: 42 NiCrMo 4 DIN
- Hardness: 38-40 HRC
- Black Coating



Referans Nr.	d	Metrik	Alyan Allen
2420-06	40-50-63	M6x0.75	4
2420-08	80-100	M8x1	5

Ürün Nr. 2420 Yedek Baskı Vidası

- Malzeme 42 CrMo 4 DIN
- Sertlik 38-40 HRC
- Siyah kaplama

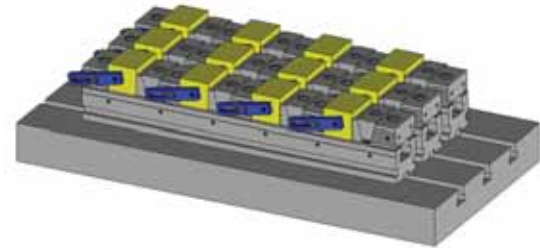
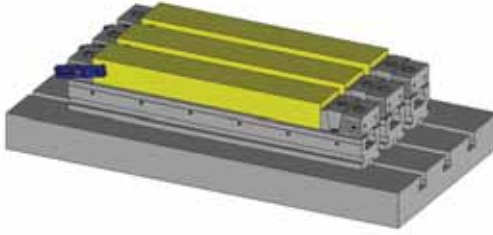
Product Nr. 2420 Spare Press Screw

- Material: 42 NiCrMo 4 DIN
- Hardness: 38-40 HRC
- Black Coating



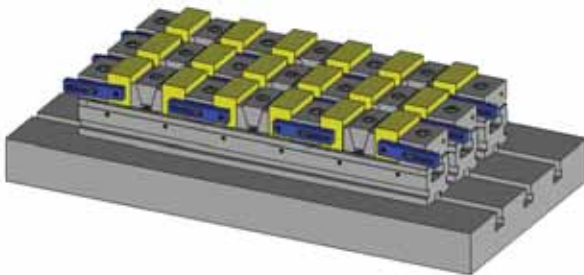
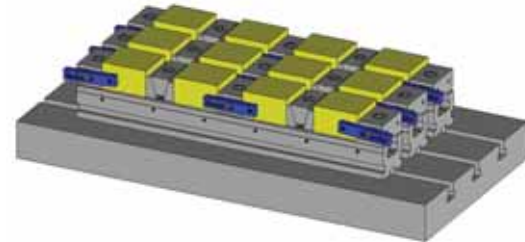
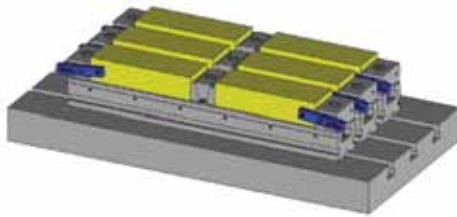
Montaj ve Çeşitli Uygulamalar

Mounting and Various Applications



Çok Çeneli Seri Mengene Çift Yöne Sıkma Şekli

Two Direction Clamping of Multi Jawed Wrench Tooling



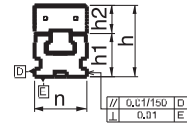
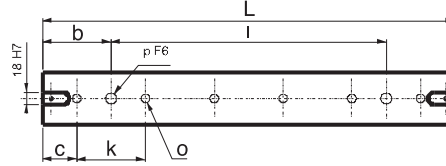
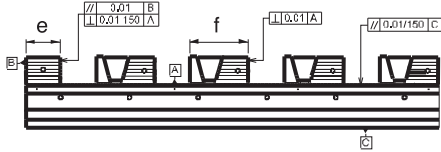
Referans Nr.	L	n	h1	h2	h	o	e	f	b	c	k	ı	p F6	Standartda bağlama adedi Coupling Piece	sıkma kuvveti clamping force kgf	kg
2430-055300	300	55	48	25	73	12.5	37	60	100	50	100	100	18	2	1750	7.8
2430-055500	500	55	48	25	73	12.5	37	60	100	50	100	300	18	4		13.2
2430-075400	400	75	63	38	101	12.5	47	82	100	50	100	200	18	2	2000	18.4
2430-075600	600	75	63	38	101	12.5	47	82	100	50	100	400	18	4		29.8
2430-100400	400	100	65	38	103	12.5	47	82	100	50	100	200	18	2	2500	24.5
2430-100600	600	100	65	38	103	12.5	47	82	100	50	100	400	18	3		39.7

Ürün Nr. 2430 Çok Çeneli Seri Mengene

- Ürüne birden fazla iş bağlama imkanı sağlar. Çeneler modülerdir, istenen ölçüye ayarlanır.
- Gruplara bağlanan yumuşak ayaklara iş parçasının formu uygulanabilir.
- Malzeme 21 NiCrMo 2 DIN
- Sertlik 48 HRC
- Hassas taşlama


Product Nr. 2430 Multi Jawed Wrench Tooling

- It provides the attachments of more than one workpieces to the product. Jaws are modular and can be adjusted to the desired measurement.
- Form of the workpiece can be applied on the soft legs connected to the groups.
- Material: 21 NiCrMo 2 DIN
- Hardness: 48 HRC
- Sensitive Grinding

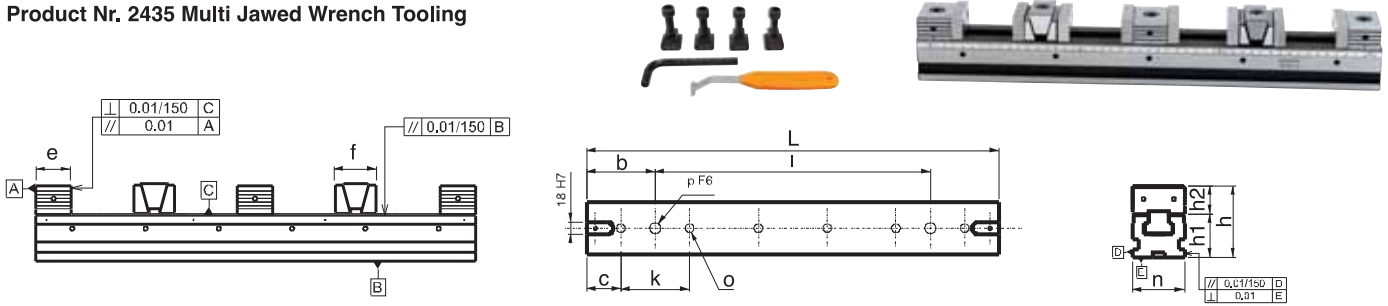


Referans Nr.	GEZER ÇENE İLE İŞ PARÇASI BAĞLAMA ADETLERİ / Numbers of Portable Jaw with Workpiece Couplings				
	1 iş parçası 1 Workpiece	2 iş parçası 2 Workpiece	3 iş parçası 3 Workpiece	4 iş parçası 4 Workpiece	5 iş parçası 5 Workpiece
2430-055300	198mm	66mm	22mm	-	-
2430-055500	398mm	166mm	89mm	50mm	27mm
2430-075400	274mm	98mm	39mm	10mm	-
2430-075600	474mm	198mm	106mm	55mm	28mm
2430-100400	271mm	95mm	36mm	-	-
2430-100600	471mm	195mm	103mm	57mm	30mm

Referans Nr.	a	b	c	Referans Nr.	a	b	c	Referans Nr.	a	b	c	Referans Nr.	a	b	c
055300AG	55	300	48	055300GÇ	54	65	24	055300DA	54	36	32	055300YÇ	53	14	34
055500AG	55	500	48	055500GÇ	54	65	24	055500DA	54	36	32	055500YÇ	53	14	34
075400AG	75	400	63	075400GÇ	74	77	36	075400DA	74	48	36	075400YÇ	73	14	39
075600AG	75	600	63	075600GÇ	74	77	36	075600DA	74	48	36	075600YÇ	73	14	39
100400AG	100	400	65	100400GÇ	99	80	36	100400DA	99	48	36	100400YÇ	98	14	39
100600AG	100	600	65	100600GÇ	99	80	36	100600DA	99	48	36	100600YÇ	98	14	39

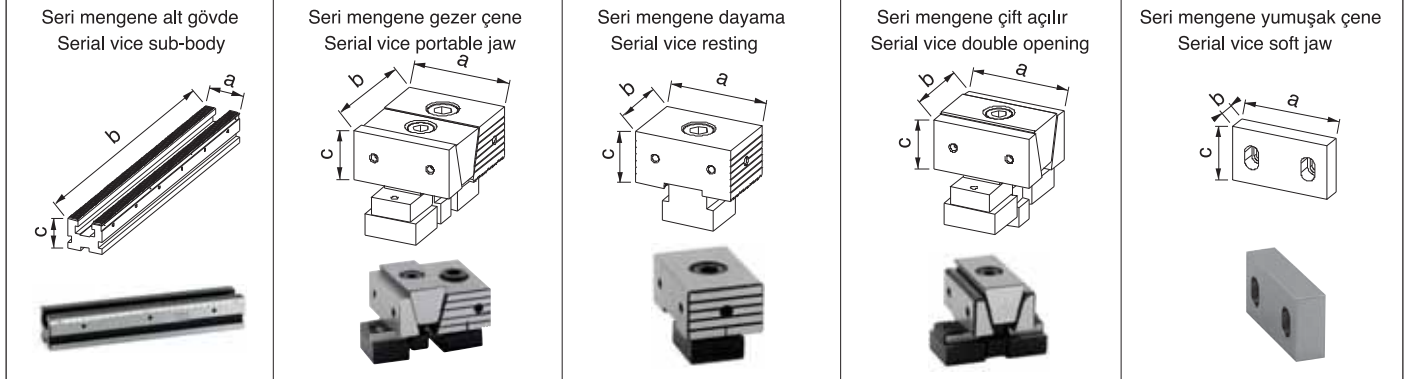
Seri mengene alt gövde Serial vice sub-body	Seri mengene gezer çene Serial vice portable jaw	Seri mengene dayama Serial vice resting	Seri mengene yumuşak çene Serial vice soft jaw

Referans Nr.	L	n	h1	h2	h	o	e	f	b	c	k	ı	p F6	sıkma kuvveti clamping force kgf	 kg
2435-055300	300	55	48	25	73	12.5	37	37	100	50	100	100	18	1750	-
2435-055500	500	55	48	25	73	12.5	37	37	100	50	100	300	18	-	-
2435-075400	400	75	63	38	101	12.5	47	57	100	50	100	200	18	2000	-
2435-075600	600	75	63	38	101	12.5	47	57	100	50	100	400	18	-	-
2435-100400	400	100	65	38	103	12.5	47	57	100	50	100	200	18	2500	-
2435-100600	600	100	65	38	103	12.5	47	57	100	50	100	400	18	-	-

Ürün Nr. 2435 Çok Çeneli Seri Mengene
Product Nr. 2435 Multi Jawed Wrench Tooling


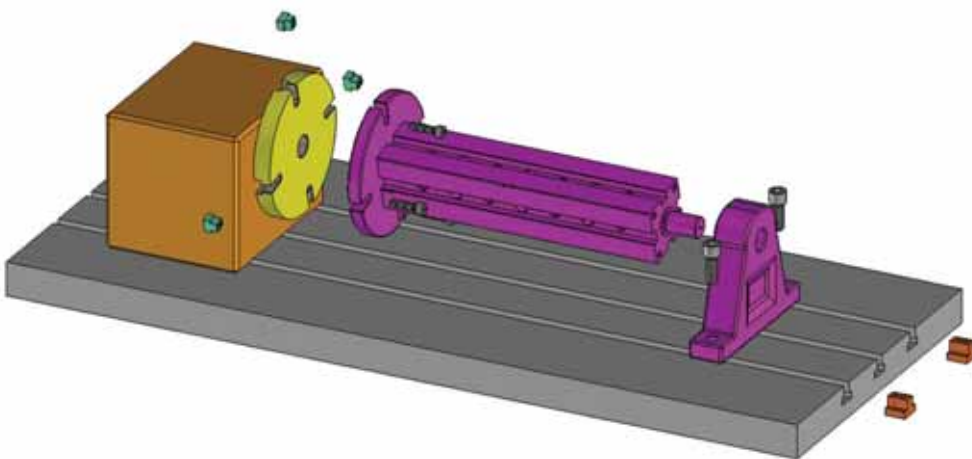
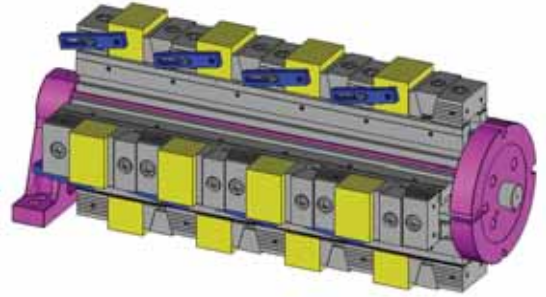

Referans Nr.	ÇİFT AÇILIR ÇENE İLE İŞ PARÇASI BAĞLAMA ADETLERİ / Numbers of Double Opening Jaw with Workpiece Couplings			
	1 iş parçası 1 Workpiece	2 iş parçası 2 Workpiece	3 iş parçası 3 Workpiece	4 iş parçası 4 Workpiece
2435-055300	198mm	92mm	39mm	25mm
2435-055500	398mm	190mm	106mm	75mm
2435-075400	274mm	126mm	75mm	38mm
2435-075600	474mm	226mm	142mm	88mm
2435-100400	271mm	125mm	56mm	37mm
2435-100600	471mm	225mm	123mm	87mm
	5 iş parçası 5 Workpiece	6 iş parçası 6 Workpiece	7 iş parçası 7 Workpiece	8 iş parçası 8 Workpiece
2435-055300	-	-	-	-
2435-055500	47mm	37mm	16mm	-
2435-075400	15mm	-	-	-
2435-075600	55mm	42mm	25mm	-
2435-100400	13mm	-	-	-
2435-100600	53mm	41mm	23mm	18mm

Referans Nr.	a	b	c	Referans Nr.	a	b	c	Referans Nr.	a	b	c	Referans Nr.	a	b	c	Referans Nr.	a	b	c
055300AG	55	300	48	055300GÇ	54	65	24	055300DA	54	36	32	055300ÇA	53	37	31	055300YÇ	53	14	34
055500AG	55	500	48	055500GÇ	54	65	24	055500DA	54	36	32	055500ÇA	53	37	31	055500YÇ	53	14	34
075400AG	75	400	63	075400GÇ	74	77	36	075400DA	74	48	36	075400ÇA	73	57	36	075400YÇ	73	14	39
075600AG	75	600	63	075600GÇ	74	77	36	075600DA	74	48	36	075600ÇA	73	57	36	075600YÇ	73	14	39
100400AG	100	400	65	100400GÇ	99	80	36	100400DA	99	48	36	100400ÇA	98	57	36	100400YÇ	98	14	39
100600AG	100	600	65	100600GÇ	99	80	36	100600DA	99	48	36	100600ÇA	98	57	36	100600YÇ	98	14	39



Montaj ve Çeşitli Uygulamalar

Mounting and Various Applications




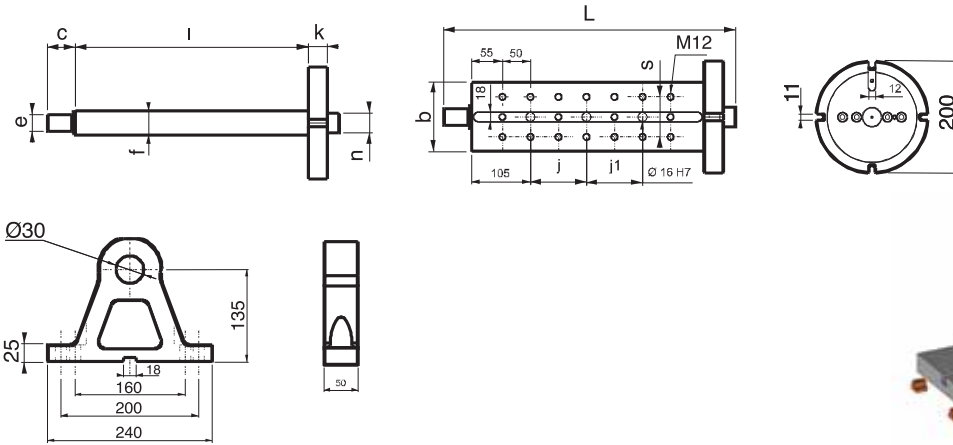
Referans Nr.	L	l	f	n	b	k	c	e	s	Ø16H7 j	Ø16H7 j1	kg
2450-415L	503,5	415	45	—	125	35	31	30	72	100	100	23.5
2450-615L	703,5	615	50	—	160	35	31	30	90	100	300	39.5

Ürün Nr. 2450 Divizör Kulesi (dikdörtgen)

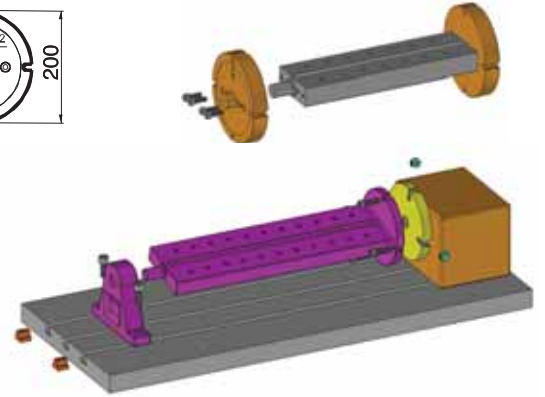
- Divizör kulesi dik işleme tezgahlarında divizöre bağlanarak, dördüncü eksen 360 derece kullanma imkanı sağlar.
- Divizör kulesi üzerine iş parçası direk bağlanabildiği gibi, mengene grupları veya farklı aparatlarda kullanılır.
- Malzeme GG 26 DIN Normalize edilmiştir.

Product Nr. 2450 Index Table Turret (rectangular)

- Index Table Turret is connected to the index table of vertical machining benches and this application provides the possibility to use the fourth axis in 360 degrees.
- Workpiece taking place on the Index Table Turret can be applied directly and at the same time it can be used in vice groups and with different apparatuses.
- Material is normalized as GG 26 DIN.



Yatak = Nr.2460



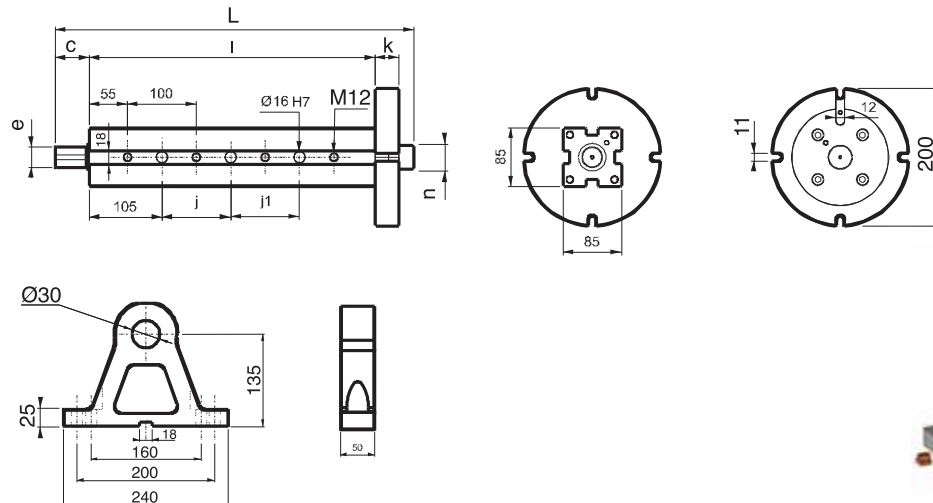
Referans Nr.	L	l	n	k	e	c	Ø16H7 j	Ø16H7 j1	kg
2470-415K	502	415	—	35	30	31	100	100	22
2470-615K	702	615	—	35	30	31	100	300	34

Ürün Nr. 2470 Divizör Kulesi (kare)

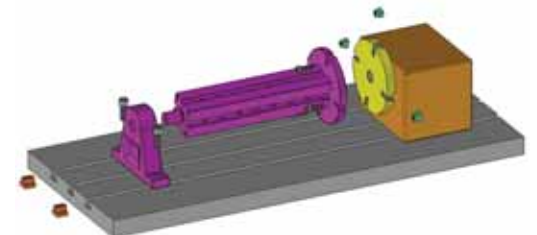
- Divizör kulesi dik işleme tezgahlarında divizöre bağlanarak, dördüncü eksen 360 derece kullanma imkanı sağlar.
- Divizör kulesi üzerine iş parçası direk bağlanabildiği gibi, mengene grupları veya farklı aparatlarda kullanılır.
- Malzeme GG 26 DIN Normalize edilmiştir.

Product Nr. 2470 Index Table Turret (square)

- Index Table Turret is connected to the index table of vertical machining benches and this application provides the possibility to use the fourth axis with 360 degrees.
- Workpiece taking place on the Index Table Turret can be applied directly and at the same time it can be used in vice groups and with different apparatuses.
- Material is normalized as GG 26 DIN.



Yatak = Nr.2460




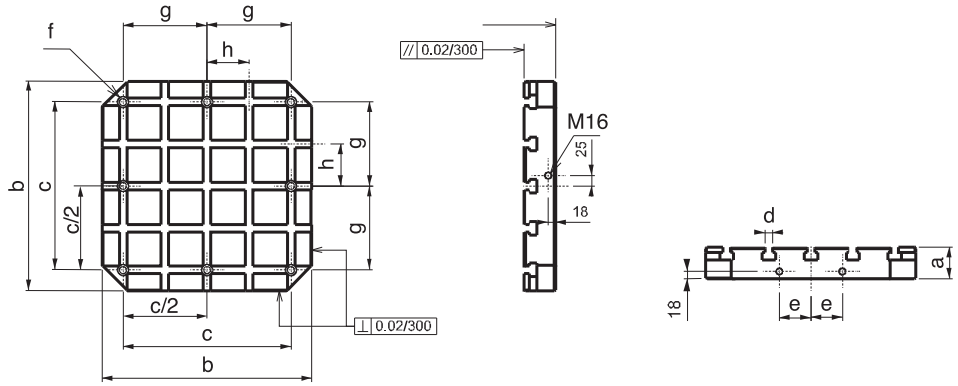
Referans Nr.	a	b	c	d	e	f	g ±0.02	h ±0.02	kg
2490-7540014	75	400	320	14	55	18	160	80	87
2490-7550014	75	500	400	14	75	18	200	100	120
2490-7563014	75	630	500	14	100	18	250	125	197
2490-7540018	75	400	320	18	55	18	160	80	85
2490-7550018	75	500	400	18	75	18	200	100	118
2490-7563018	75	630	500	18	100	18	250	125	195

Ürün Nr. 2490 Yatay İşleme tablası "T" Kanallı

- Malzeme GG 26 DIN Normalize edilmiştir.
- Standart bağlama ekipmanlarına uyumludur.
- "T" kanal ölçüsü 14mm - 18mm DIN 650 Standartındadır.

Product Nr. 2490 Horizontal Clamping Pallet with "T" Slot

- Material is normalized as GG 26 DIN.
- It is in compliance with Standard Coupling Equipment.
- "T" Slot measurement of 14mm – 18mm is in DIN 650 Standard.



Referans Nr.	a	b	c	d	e	m	kg
2510-7540012	75	400	320	55	25	M12	97
2510-7550012	75	500	400	75	25	M12	124
2510-7563012	75	630	500	100	40	M12	201
2510-7540016	75	400	320	55	25	M16	95
2510-7550016	75	500	400	75	25	M16	122
2510-7563016	75	630	500	100	40	M16	199

Ürün Nr. 2510 Yatay İşleme Tablası Delikli

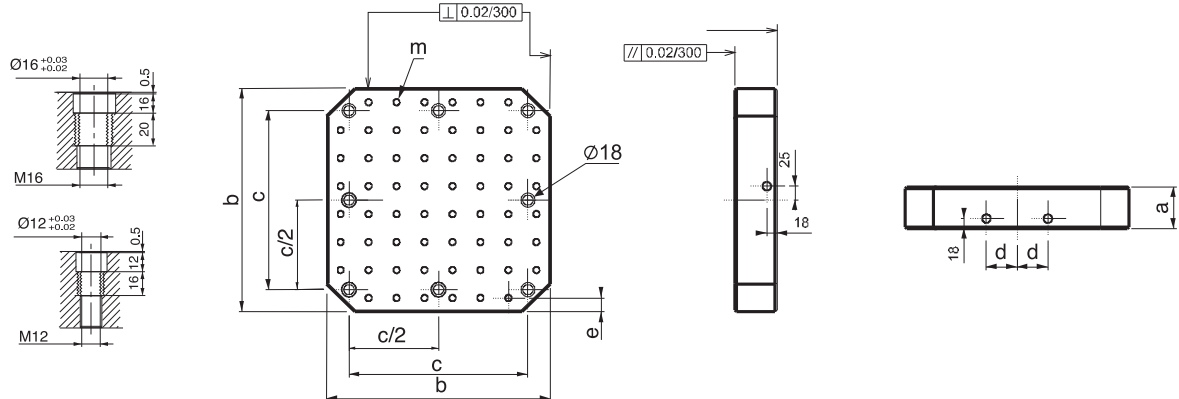
- Malzeme GG 26 DIN normalize edilmiştir.
- Standart bağlama ekipmanlarına uyumludur.
- Yüzeyinde M12 - M16 diş Merkez aralığı 50 ± 0.02
- Talebe göre çelik burçlu dişleri sertleştirilmiştir.

Not: Çelik burçlu
Referans Nr. 2520

Product Nr. 2510 Horizontal Clamping Pallet with Grid Holes

- Material is normalized as GG 26 DIN.
- It is in compliance with Standard Coupling Equipment.
- M12 – M16 thread gap on it's surface is 50 ± 0.02 .
- According to the demand, it's steel bush threads are hardened.

Note: Steel bush
Reference No. 2520



Referans Nr.	a	b	Ød	e	f	t	kg
2530-040012	400	600	18	-	-	M12	90
2530-050012	500	600	18	-	-	M12	112
2530-060012	600	800	18	-	-	M12	162
2530-140012	400	800	18	-	-	M12	119
2530-145012	450	900	18	-	-	M12	151
2530-150012	500	1000	18	-	-	M12	173

Referans Nr.	a	b	Ød	e	f	t	kg
2530-040016	400	600	18	-	-	M16	87
2530-050016	500	600	18	-	-	M16	108
2530-060016	600	800	18	-	-	M16	155
2530-140016	400	800	18	-	-	M16	115
2530-145016	450	900	18	-	-	M16	146
2530-150016	500	1000	18	-	-	M16	171

Ürün Nr. 2530 CNC Dik İşleme Pleyti Delikli

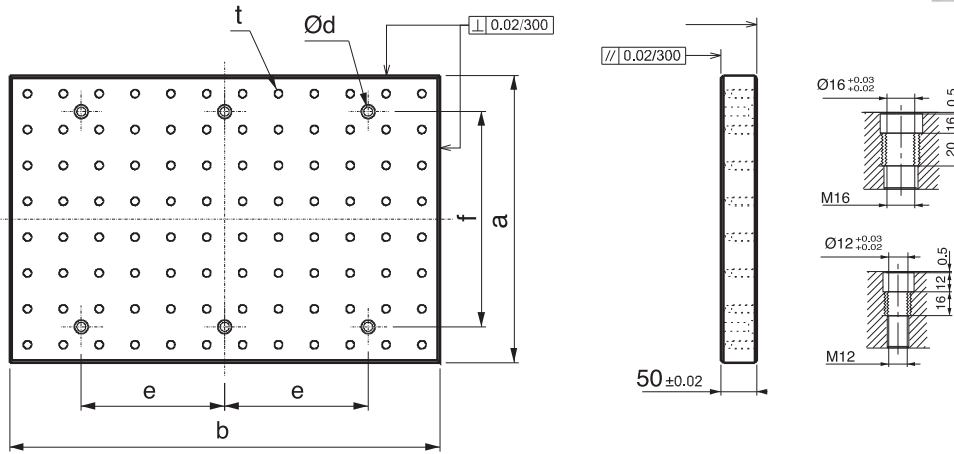

- Malzeme GG 26 DIN Normalize edilmiştir.
- Standart bağlama ekipmanlarına uyumludur
- Yüzeyinde M12-M16 diş Merkez aralığı 50 ± 0.02
- Talebe göre çelik burçlu dişleri sertleştirilmiştir.

Not: Çelik burçlu
Referans Nr. 2540

Product Nr. 2530 CNC Vertical Processing Plate with Holes

- Material is normalized as GG 26 DIN.
- It is in compliance with Standard Coupling Equipment.
- M12 – M16 thread gap on it's surface is 50 ± 0.02 .
- According to the demand, it's steel bush threads are hardened.

Note: Steel bush
Reference No. 2540



CNC Dik İşleme Pleyti

CNC Vertical Processing Plate

Referans Nr.	a	b	c	d	e	f	Øg	h	i	j	kg
2550-040014	400	600	60	14	50	100	18	-	-	50	90
2550-050014	500	600	60	14	50	100	18	-	-	50	115
2550-060014	600	800	60	14	50	100	18	-	-	50	198
2550-140014	400	800	60	14	50	100	18	-	-	50	120
2550-145014	450	900	60	14	75	100	18	-	-	50	162
2550-150014	500	1000	60	14	50	100	18	-	-	50	199


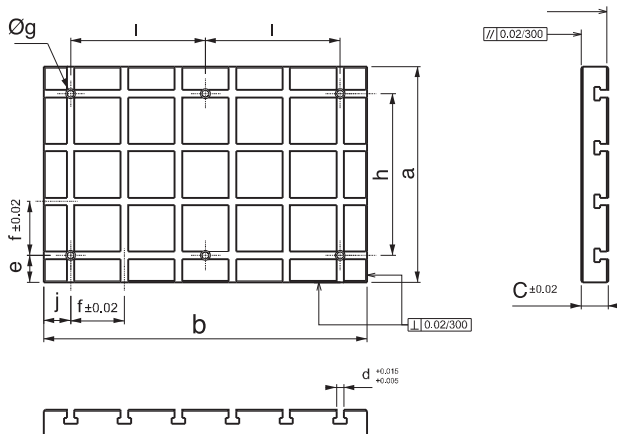
Referans Nr.	a	b	c	d	e	f	Øg	h	i	j	kg
2550-040018	400	600	75	18	50	100	18	-	-	50	114
2550-050018	500	600	75	18	50	100	18	-	-	50	148
2550-060018	600	800	75	18	50	100	18	-	-	50	240
2550-140018	400	800	75	18	50	100	18	-	-	50	158
2550-145018	450	900	75	18	75	100	18	-	-	50	205
2550-150018	500	1000	75	18	50	100	18	-	-	50	258

Ürün Nr. 2550 Dik İşleme Pleyti "T" Kanallı

- Malzeme GG 26 DIN Normalize edilmiştir.
- Standart bağlama ekipmanlarına uyumludur.
- "T" kanal 14mm - 18mm DIN 650 Standartındadır.

Product Nr. 2550 CNC Vertical Processing Plate with "T" Slot

- Material is normalized as GG 26 DIN.
- It is in compliance with Standard Coupling Equipment.
- "T" Slot is in the standard of 14mm – 18mm DIN 650.



Referans Nr.	a	b	c	d	e	f	g	h	Ø1	j	k	s	s1	kg
2570-30012	300	300	220	100	250	90	40	30	18	M12	75	25	170	50
2570-40012	400	400	280	160	320	90	40	30	18	M12	75	30	240	88
2570-50012	500	500	345	200	400	90	50	35	18	M12	75	35	300	175
2570-63012	630	630	435	250	500	100	50	40	18	M12	105	40	360	298
2570-30016	300	300	220	100	250	90	40	30	18	M16	75	25	170	45
2570-40016	400	400	280	160	320	90	40	30	18	M16	75	30	240	84
2570-50016	500	500	345	200	400	90	50	35	18	M16	75	35	300	170
2570-63016	630	630	435	250	500	100	50	40	18	M16	105	40	360	293


Ürün Nr. 2570 L Gönye Delikli

- Malzeme GG 26 DIN Normalize edilmiştir.
- CNC Yatay ve dik işleme tezgahlarında kullanılır.
- Standart bağlama ekipmanlarına uyumludur.
- Yüzeyinde M12 - M16 diş Merkez aralığı 50 ± 0.02
- Talebe göre çelik burçlu dişler sertleştirilmiştir.

Product Nr. 2570 L Setsquare with Hole

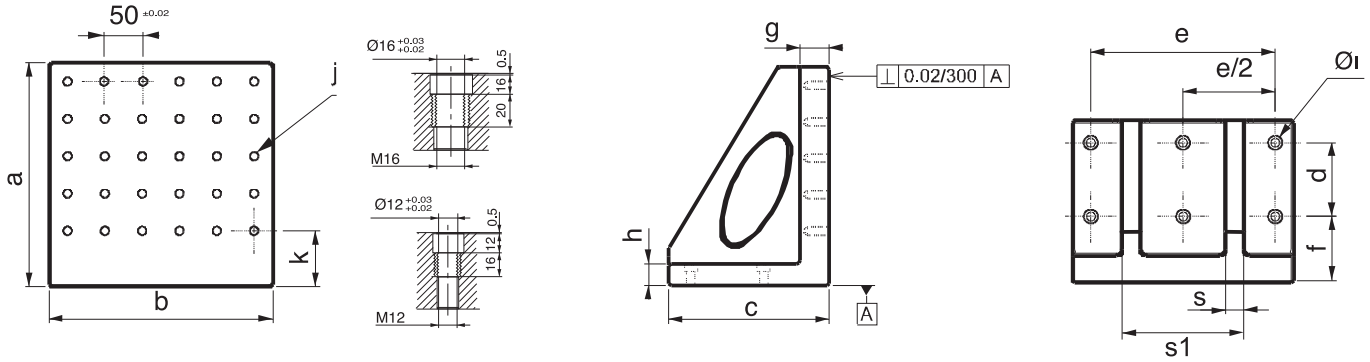
- Material is normalized as GG 26 DIN.
- It is used in CNC Horizontal and Vertical processing benches.
- It is in compliance with Standard Coupling Equipment.
- M12 – M16 thread gap on it's surface is 50 ± 0.02 .
- According to the demand, it's steel bush threads are hardened.

Not: Çelik burçlu

Referans Nr. 2575

Note: Steel bush

Reference No. 2575



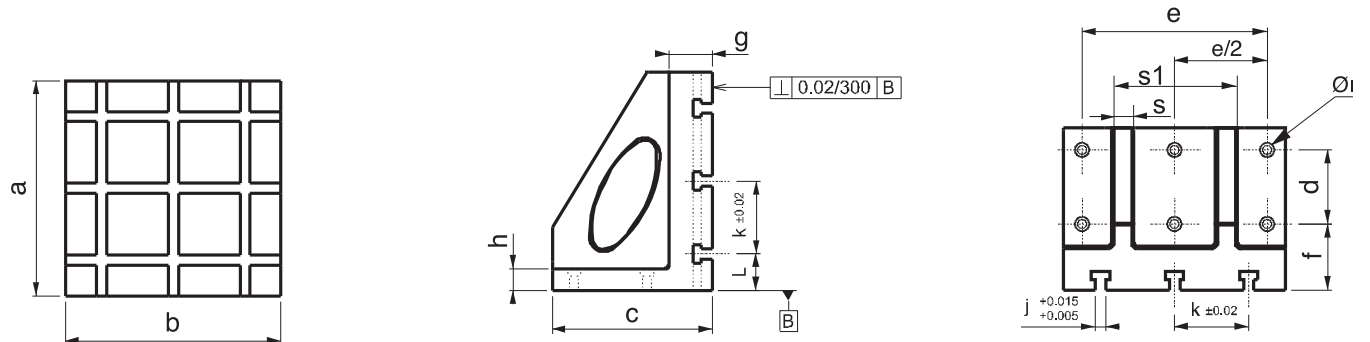
Referans Nr.	a	b	c	d	e	f	g	h	Ø1	j	k	L	s	s1	kg
2590-30014	300	300	220	100	250	90	60	30	18	14	100	50	25	170	50
2590-40014	400	400	300	160	320	90	60	30	18	14	100	50	30	240	100
2590-50014	500	500	350	200	400	90	60	35	18	14	100	50	35	300	185
2590-63014	630	630	450	250	500	100	65	40	18	14	125	65	40	360	315
2590-30018	300	300	220	100	250	90	60	30	18	18	100	50	25	170	50
2590-40018	400	400	300	160	320	90	60	30	18	18	100	50	30	240	98
2590-50018	500	500	350	200	400	90	60	35	18	18	100	50	35	300	174
2590-63018	630	630	450	250	500	100	65	40	18	18	125	65	40	360	286


Ürün Nr. 2590 L Gönye "T" Kanallı

- Malzeme GG 26 DIN normalize edilmiştir.
- CNC yatay ve dik işleme tezgahlarında kullanılır.
- Standart bağlama ekipmanlarına uyumludur.
- "T" kanal ölçüleri 14mm - 18mm DIN 650 Standartındadır.

Product Nr. 2590 L Setsquare "T" slot

- Material is normalized as GG 26 DIN.
- It is used in CNC Horizontal and Vertical processing benches.
- It is in compliance with Standard Coupling Equipment.
- "T" Slot is in the standard of 14mm – 18mm DIN 650.

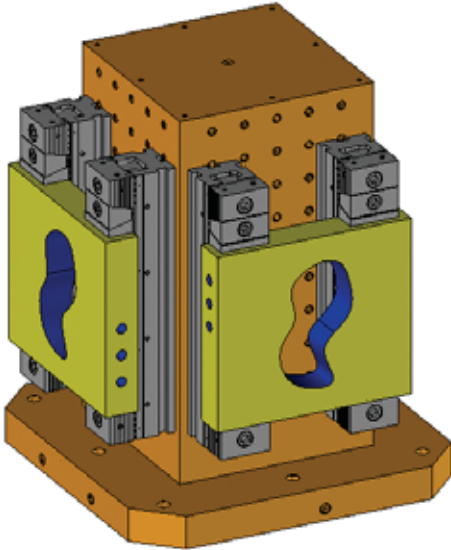
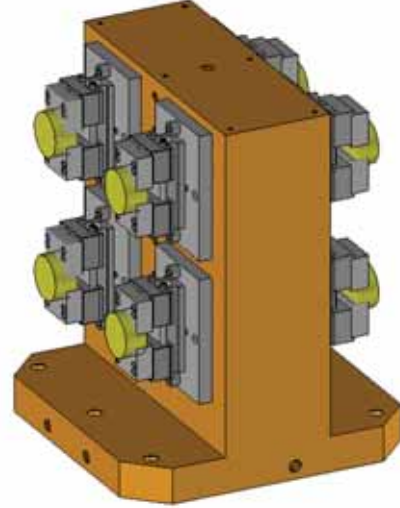


Montaj ve Çeşitli Uygulamalar

Mounting and Various Applications

Nr.2670 Dikdörtgen kuleye
Nr.2310 çift açılır mengenerle
iş parçası bağlama şekli.

Nr.2670 clamping cube
with Nr.2310 vice applications

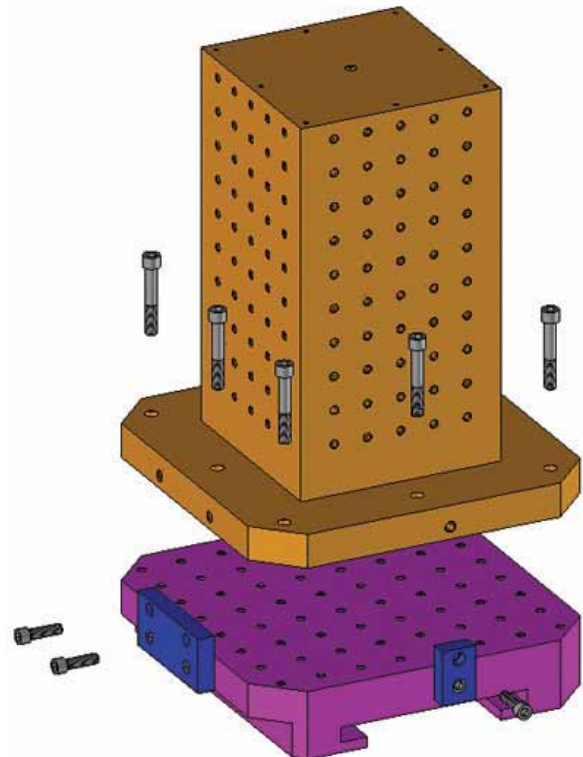


Nr.2650 kare kuleye
Nr.2430 mengenerle
iş parçası bağlama şekli

Nr.2650 clamping cube
with Nr.2430 vice applications

Nr.2650 kare kulenin
CNC yatay işleme tezgah pleytine
montaj şekli.

Nr.2650 clamping cube
CNC Horizontal machines applications



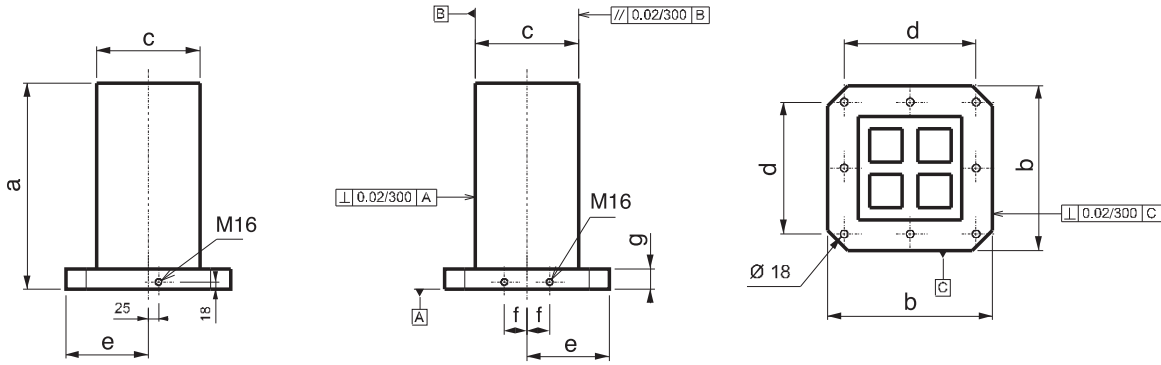
Referans Nr.	a	b	c	d	e	f	g	kg
2610-400250	500	400	250	320	200	55	50	180
2610-500300	600	500	300	400	250	75	50	240
2610-630350	700	630	350	500	315	100	50	390

Ürün Nr. 2610 Yatay İşleme Kulesi Kare

- Yüzeyle isteye göre uygulama.
- Malzeme GG 26 DIN Normalize edilmiştir.

Product Nr. 2610 Horizontal Processing Cube (Square)

- Application on the surface according to desired way.
- Material is normalized as GG 26 DIN.



CNC Yatay İşleme Kulesi

CNC Horizontal Processing Cube

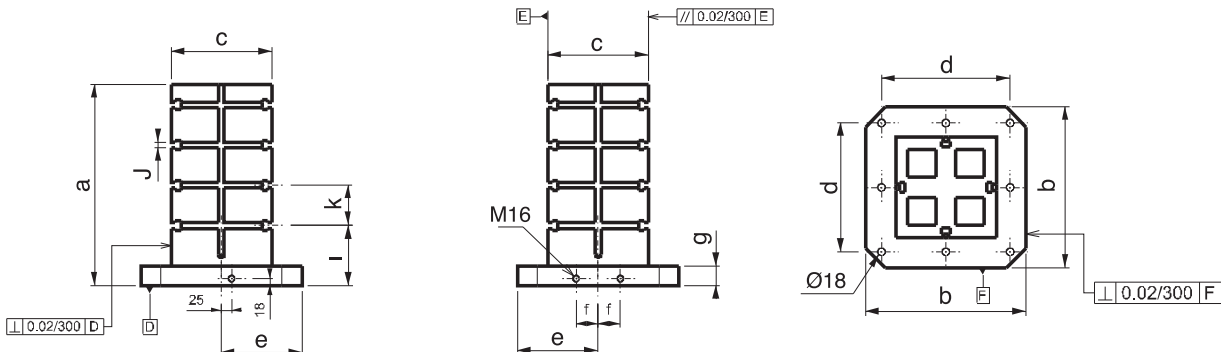
Referans Nr.	a	b	c	d	e	f	g	l	k	J (H7)	kg
2630-40025014	500	400	250	320	200	55	50	150	100	14	165
2630-50030014	600	500	300	400	250	75	50	150	100	14	227
2630-63035014	700	630	350	500	315	100	50	150	125	14	375
2630-40025018	500	400	250	320	200	55	50	150	100	18	155
2630-50030018	600	500	300	400	250	75	50	150	100	18	223
2630-63035018	700	630	350	500	315	100	50	150	125	18	370


Ürün Nr. 2630 Yatay İşleme Kulesi Kare "T" Kanallı

- Dört yüzeyine iş parçası bağlanabilir.
- Standart bağlama ekipmanlarına uyumludur.
- "T" kanal ölçüsü 14mm - 18mm DIN 650 Standartındadır.
- Malzeme GG 26 DIN Normalize edilmiştir.

Product Nr. 2630 Horizontal Processing Cube (Square) with "T" Slot

- Workpiece can be applied on four faces.
- It is in compliance with Standard Coupling Equipment.
- "T" Slot is in the standard of 14mm – 18mm DIN 650.
- Material is normalized as GG 26 DIN.



Referans Nr.	a	b	c	d	e	f	g	t	
2650-40025012	500	400	250	320	200	55	50	M12	170
2650-50030012	600	500	300	400	250	75	50	M12	230
2650-63035012	700	630	350	500	315	100	50	M12	380
2650-40025016	500	400	250	320	200	55	50	M16	168
2650-50030016	600	500	300	400	250	75	50	M16	228
2650-63035016	700	630	350	500	315	100	50	M16	376

Ürün Nr. 2650 Yatay İşleme Kulesi Kare (Delikli)

- Malzeme GG 26 DIN Normalize edilmiştir.
- Dört yüzeyine iş parçası bağlanabilir.
- Standart bağlama ekipmanlarına uyumludur.
- Her yüzeye M12 - M16 diş Merkez aralığı 50mm ±0.02
- Talebe göre çelik buçlu dişler sertleştirilmiştir.

Not: Çelik burçlu

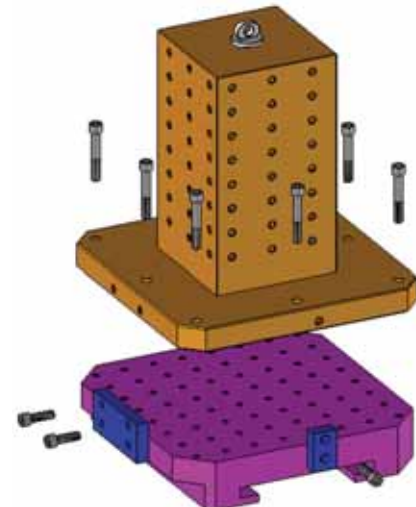
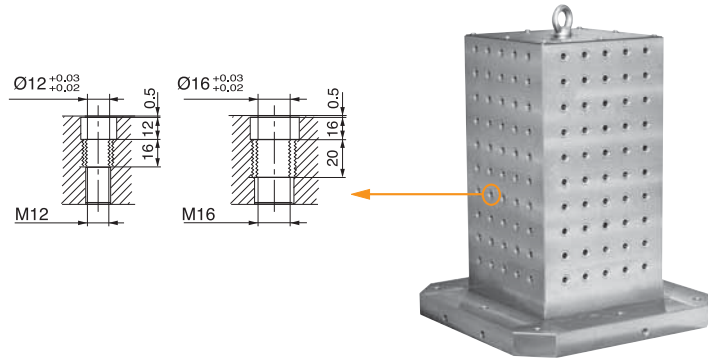
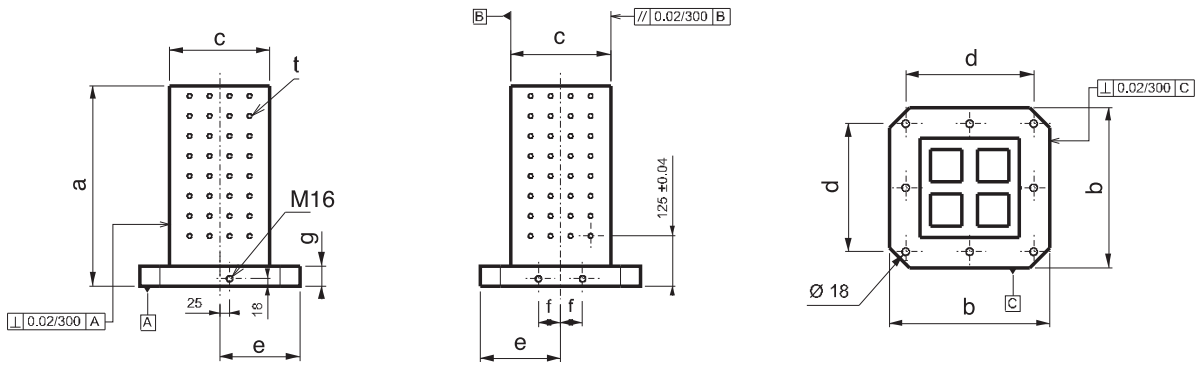
Referans Nr. 2660


Product Nr. 2650 Horizontal Processing Cube (Square) with Hole

- Material is normalized as GG 26 DIN.
- Workpiece can be applied on four faces.
- It is in compliance with Standard Coupling Equipment.
- M12 – M16 thread gap on it's surface is 50 ± 0.02.
- According to the demand, it's steel bush threads are hardened.

Note: Steel bush

Reference No. 2660



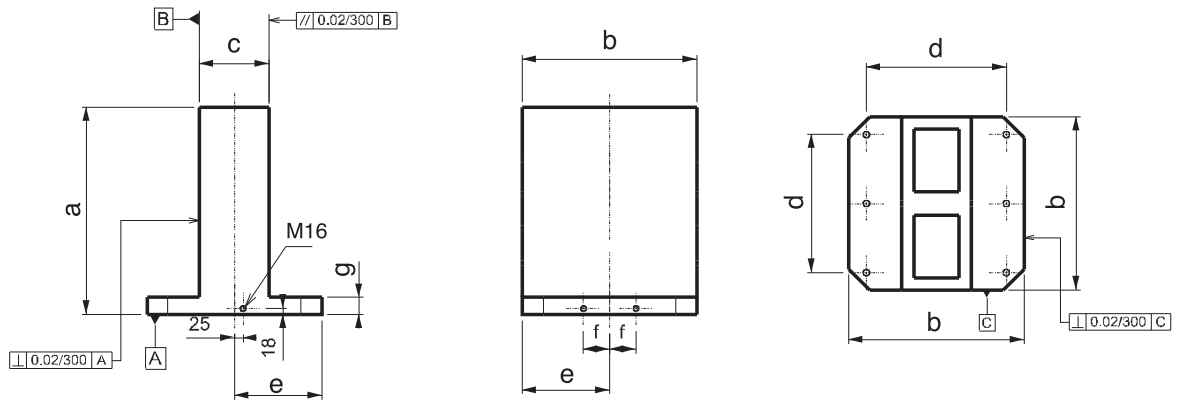
Referans Nr.	a	b	c	d	e	f	g	
2670-400150	500	400	150	320	200	55	50	175
2670-500200	600	500	200	400	250	75	50	265
2670-630250	700	630	250	500	315	100	50	484


Ürün Nr. 2670 Yatay İşleme Kulesi Dikdörtgen

- Yüzeyle isteye göre uygulama.
- Malzeme GG 26 DIN Normalize edilmiştir.

Product Nr. 2670 Horizontal Processing Cube (Rectangular)

- Application on the surface according to desired way.
- Material is normalized as GG 26 DIN.



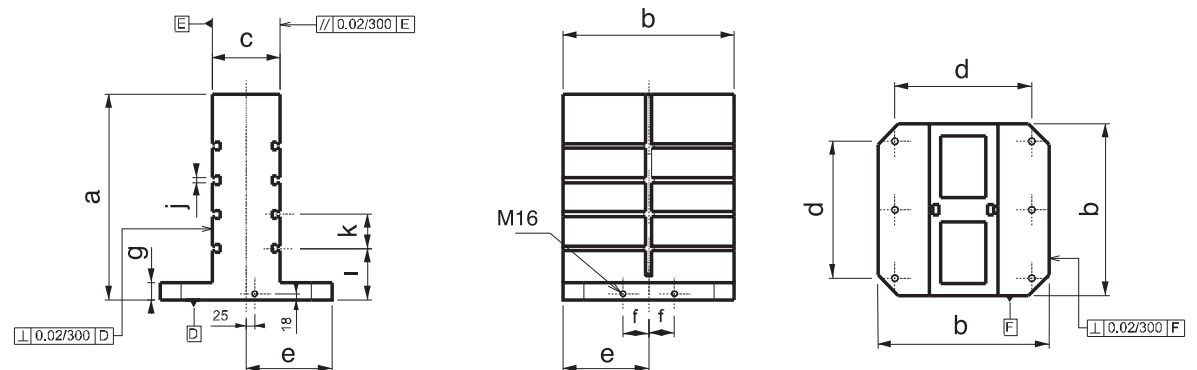
Referans Nr.	a	b	c	d	e	f	g	i	k (± 0.02)	j (H7)	
2690-40015014	500	400	150	320	200	55	50	150	100	14	165
2690-50020014	600	500	200	400	250	75	50	150	100	14	240
2690-63025014	700	630	250	500	315	100	50	150	125	14	455
2690-40015018	500	400	150	320	200	55	50	150	100	18	152
2690-50020018	600	500	200	400	250	75	50	150	100	18	238
2690-63025018	700	630	250	500	315	100	50	150	125	18	450


Ürün Nr. 2690 Yatay İşleme Kulesi Dikdörtgen "T" Kanallı

- İki yüzeyine iş parçası bağlanabilir.
- Standart bağlama ekipmanlarına uyumludur.
- "T" kanal ölçüsü 14mm - 18mm DIN 650 Standartındadır.
- Malzeme GG 26 DIN Normalize edilmiştir.

Product Nr. 2690 Horizontal Processing Cube (Rectangular) with "T" Slot

- Workpiece can be applied on two faces.
- It is in compliance with Standard Coupling Equipment.
- "T" Slot is in the standard of 14mm – 18mm DIN 650.
- Material is normalized as GG 26 DIN.



Referans Nr.	a	b	c	d	e	f	g	t	
2710-40015012	500	400	150	320	200	55	50	M12	170
2710-50020012	600	500	200	400	250	75	50	M12	250
2710-63025012	700	630	250	500	315	100	50	M12	475
2710-40015016	500	400	150	320	200	55	50	M16	164
2710-50020016	600	500	200	400	250	75	50	M16	248
2710-63025016	700	630	250	500	315	100	50	M16	470

Ürün Nr. 2710 Yatay İşleme Kulesi Dikdörtgen (Delikli)

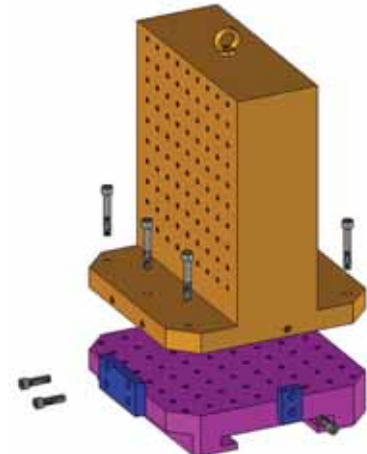

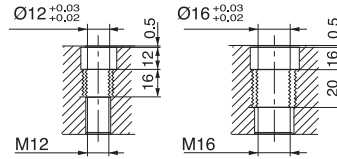
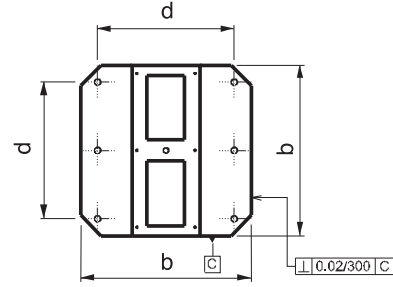
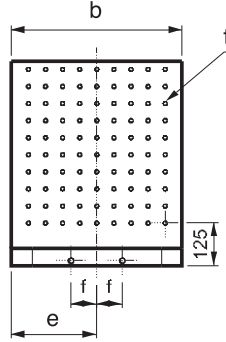
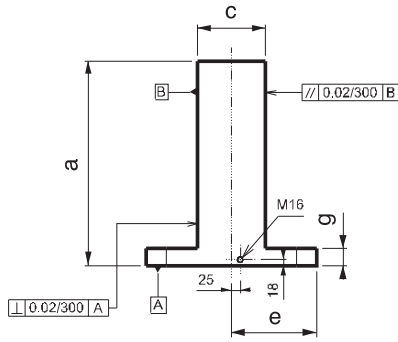
- Malzeme GG 26 DIN Normalize edilmiştir.
- İki yüzeyine iş parçası bağlanabilir.
- Standart bağlama ekipmanlarına uyumludur.
- İki yüzeye M12 - M16 diş Merkez aralığı 50mm ±0.02
- Talebe göre çelik burçlu dişler sertleştirilmiştir.


Not: Çelik burçlu
Referans Nr. 2720

Product Nr. 2710 Horizontal Processing Cube Rectangular (with Hole)

- Material is normalized as GG 26 DIN.
- Workpiece can be applied on two faces.
- It is in compliance with Standard Coupling Equipment.
- M12 – M16 thread gap on it's surface is 50 ± 0.02.
- According to the demand, it's steel bush threads are hardened.

Note: Steel bush
Reference No. 2720



Referans Nr.	m	a	b	c	sw	e	g	h	Bir mapanın taşıma kuvveti Lifting Force of one Ringbolt Kgf	 (g)
2730-016	M16	39	85	35	30	30	45	10	660	400
2730-020	M20	39	85	35	30	30	45	10	1000	420

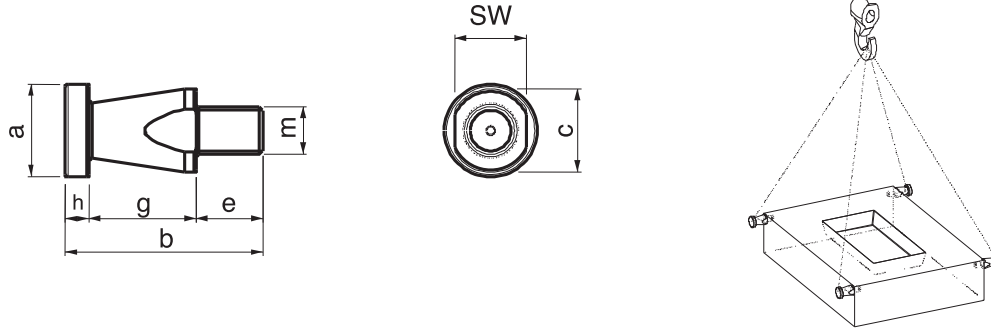



Ürün Nr. 2730 Kalıp Taşıma Mapası

- Bağlama ölçüsü M16 - M20
- Malzeme Ck45 DIN
- Siyah kaplama

Product Nr. 2730 Ringbolt for Mould Carrying

- Coupling Measurement: M16 – M20
- Material: Ck45 DIN
- Black Coating



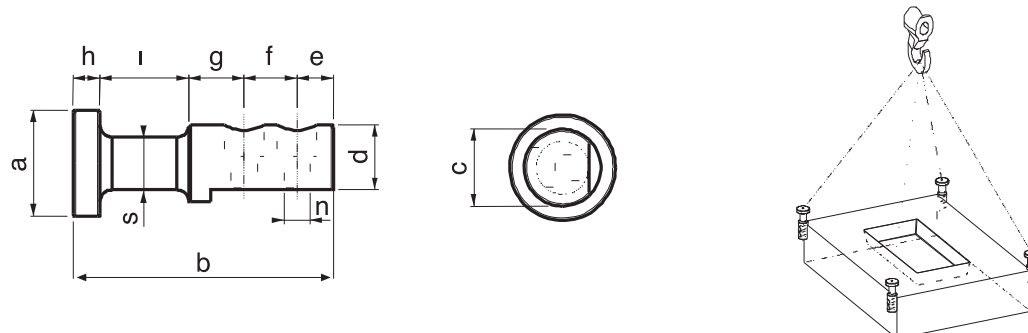
Referans Nr.	a	b	c	d	e	f	g	h	i	n	s	Bir mapanın taşıma kuvveti Lifting Force of one Ringbolt Kgf	 (g)
2750-044	44	108	32	27	15	22	23	11	37	11	22	400	600


Ürün Nr. 2750 Kalıp Taşıma Mapası

- Bağlama civata ölçüsü DIN 912 M10x35 inbus
- Malzeme Ck45 DIN
- Siyah kaplama

Product Nr. 2750 Ringbolt for Mould Carrying

- Coupling Bolt Measurement: DIN 912 M10x35 Inbus
- Material: Ck45 DIN
- Black Coating



Referans Nr.	inch	hatve halve	L	b	h	$\frac{n}{t7}$	c	k	j	e	m	s	
2770-0612	6"inc	1.5x60	72	32	32	12	5	15	20	11	22	10	1.2
2770-0814	8"inc	1.5x60	98	37	37	14	5	24	25	13	22	14	2.5
2770-1016	10"inc	1.5x60	110	42	42	16	5	30	30	13	29	14	3.7
2770-1218	12"inc	1.5x60	130	50	52	18	5	39	30	15	32	17	7.0
2770-1221	12"inc	1.5x60	130	50	52	21	5	39	30	17	32	19	6.5
2775-0612	6"inc	1.5x60	72	30	37	12	5	15	20	11	17	10	1.7
2775-0814	8"inc	1.5x60	95	35	67	14	5	24	25	13	19	14	3.6
2775-1016	10"inc	1.5x60	110	40	77	16	5	30	30	13	19	14	6.6
2775-1218	12"inc	1.5x60	130	50	77	18	5	39	30	15	23	17	9.3
2775-1221	12"inc	1.5x60	130	50	77	21	5	39	30	17	23	19	9.2


Ürün Nr. 2770 - 2775 CNC Torna Aynası Yumuşak Ayak

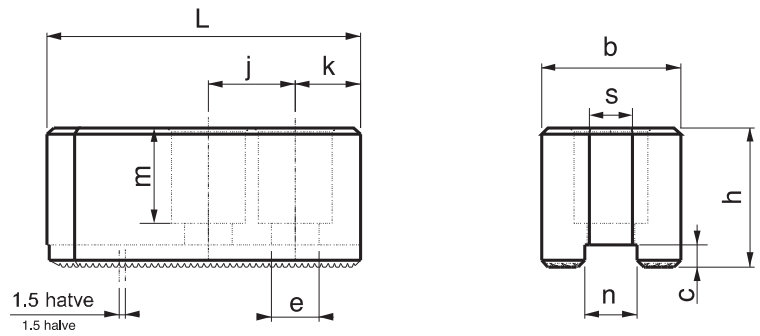
• 6" - 8" - 10" - 12" inch aynalar için


Malzeme Ck45 DIN

Product Nr. 2770 - 2775 CNC Lathe Chuck Soft Podous

• For chucks of 6" - 8" - 10" and 12"

• Material: Ck45 DIN



Referans Nr.	inch	L	h	$\frac{n}{T6}$	n1	h1	d	j	
2790-0610	6"inc	38	18.5	12	18	7.5	M10	20	60
2790-0812	8"inc	45	21.5	14	21	8.5	M12	25	80
2790-1012	10"inc	52	21.5	16	22	8.5	M12	30	100
2790-1214	12"inc	55	33.5	18	26.5	13.5	M14	30	225
2790-1216	12"inc	55	27	18	29	13.5	M16	30	220

Yumuşak Ayak "T" Pabucu

Soft Podous "T" Clamp


Ürün Nr. 2790 - 2795 CNC Torna Yumuşak Ayak "T" Pabucu

• 6" - 8" - 10" - 12" inch aynalar için

• Malzeme Ck45 DIN

• Sertlik 32-35 HRC

• Siyah kaplama

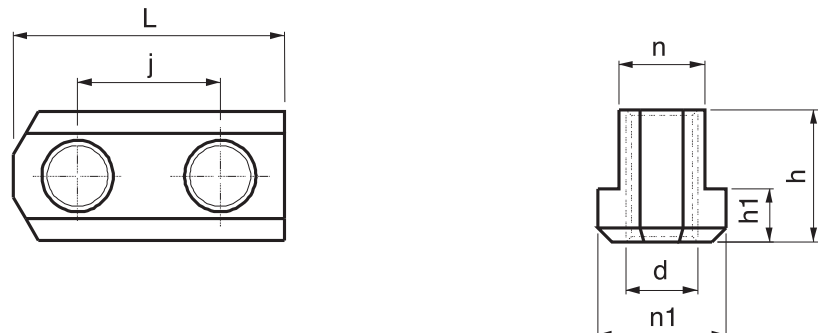
Product Nr. 2790 - 2795 CNC Lathe Chuck Soft Podous "T" Clamp

• For chucks of 6" - 8" - 10" and 12"



• Material: Ck45 DIN

• Hardness: 32-35 HRC


• Black Coating



PROJE BAZLI ÖZEL UYGULAMALAR
SPECIAL PROJECT BASED APPLICATIONS

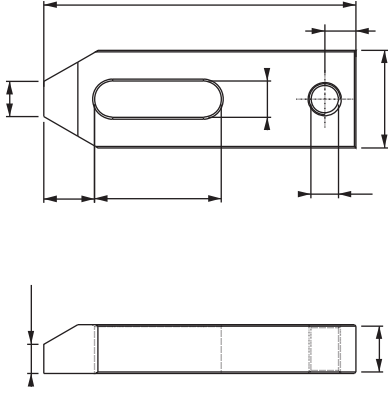


PROJE BAZLI ÖZEL UYGULAMALAR
SPECIAL PROJECT BASED APPLICATIONS

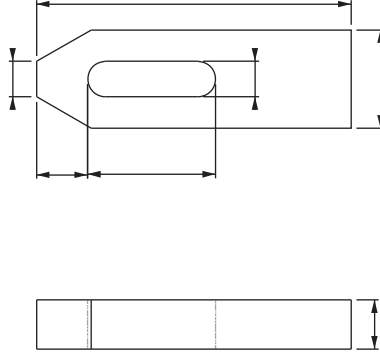


Özel Sipariş Oluşturma Şablonları

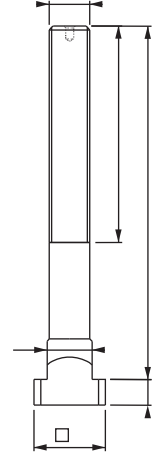
Nr.1130 Destek Delikli Düz Pabuç



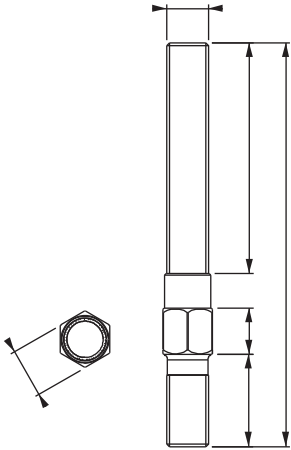
Nr.1150 Düz Pabuç



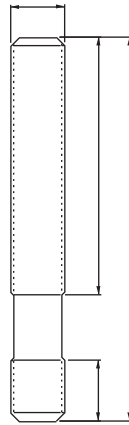
Nr.1590 "T" Ayaklı Saplama



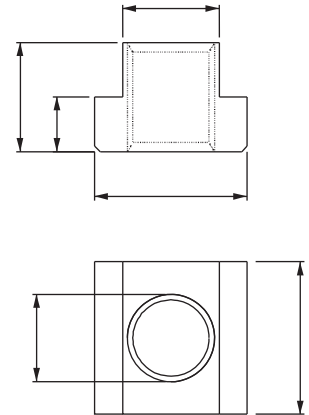
Nr.1670 Anahtar Ağızlı Saplama



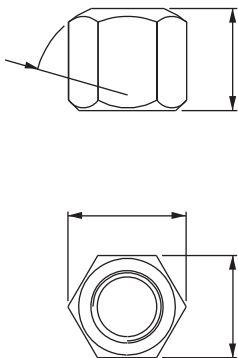
Nr.1690 Düz Saplama



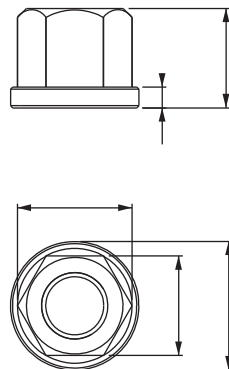
Nr.1750 "T" Pabuç



Nr.1790 Takviyeli Somun



Nr.1810 Pullu Somun



Nr.1870 Pul

