

Kılavuz katalođu

2013



Hayatı kolaylaştırmak için yeni bir standart geliştirildi

ISO 13399 kesici takımlar için veri değişimini kolaylaştıracak uluslararası bir standarttır. Her bir takımın yeni parametreleri ve tanımlamaları üzerinde hafif bir farklılık farkedebilirsiniz.

Her şeyden önce, temin edilebilir takımlarla ilgili ürün bilgilerini tanımlamak için standardize edilmiş bir yoldur. Endüstrideki tüm takımlar aynı parametreleri ve tanımları paylaştığında, yazılım sistemleri arasındaki takım bilgileri iletişimi çok kolay olmaktadır

Sizin için ne anlam ifade ediyor?

Temel olarak, herkesin aynı dili konuştuğu gibi, sizin sistemlerinizin bizimle konuşması anlamı taşır. Ürün bilgilerini bizim sitemizden indirin ve üretimde kullanacağınız takımları birleştirmek için, doğrudan CAD/CAM yazılımınızda kullanın. Kataloglardaki bilgilere bakmanıza gerek yoktur ve veriyi bir sistemden diğerine paylaşın. Bu size ne kadar zaman kazandıracak tahayyül edin!

Kılavuz kataloğundaki parametreler

Kısaltma	Açık ismi
BD	Gövde çapı
BSG	Standart
COATING	Kaplama
CNSC	Soğutma sıvısı giriş tipi kodu. 0 = kesme sıvısı yok, 1 = takımın merkezinden kesme sıvısı
CZC	Bağlantı ölçüsü kodu
DCB	Bağlantı deliği çapı
DCSFMS	Tezgah tarafı temas yüzeyi çapı
DCSFW	İş parçası tarafı temas yüzeyi çapı
DMM	Bara sap çapı
FHA	Kanal helis açısı
LB	Gövde boyu
LF	Fonksiyonel boy
LSC	Bağlama boyu
LU	Kullanışlı boy
NOF	Kanal sayısı
OAL	Tam boy
PHD	Ön delik çapı
PHDX	Maksimum ön delik çapı
SUBSTRATE	Alt katman
TCT	Tolerans sınıfı takım
TCTR	Vida dişi tolerans sınıfı
TD	Vida dişi çapı
TDZ	Vida dişi çapı ölçüsü
TFLA	Kılavuz serbest boyu-ön
TFLB	Kılavuz serbest boyu-arka
THCHT	Vida pah tipi
THFT	Vida dişi form tipi
THLGTH	Vida boyu
TP	Vida adımı
TQ	Tork
TSYC	Takım tipi kodu
ULDR	Kullanışlı boy-çap oranı
_MS	Tezgah tarafı
_WS	İş parçası tarafı

Kılavuz Katalođu

CoroTap™

Takım kılavuzu ve seçimi	4
CoroTap - Özel malzemeler için optimize edilmiş	
CoroTap™ 100	22
CoroTap™ 200	53
CoroTap™ 300	92
CoroTap™ 400	141
CoroTap - Her işe uygunluk için optimize edilmiş	
CoroTap™ 200	143
CoroTap™ 300	179
CoroTap™ 400	220

Kılavuz çekme aynaları

Takım kılavuzu ve seçimi	248
SynchroFlex® ER kılavuz çekme aynası	250
ER Pens sızdırmazlık diskleri	255
İçten kesme sıvısı teminli ER pens somunları	256
ER kılavuz çekme pensleri	257
Hızlı deđiřtirmeli kılavuz çekme aynası	259
Hızlı deđiřtirmeli kılavuz çekme adaptörü	261
Hareketli lastikli pens adaptörü	263
Kılavuz çekme aynaları - yedek parçalar	
SynchroFlex® ER kılavuz çekme aynası	265
Hızlı deđiřtirmeli kılavuz çekme aynası	269
Hareketli lastikli pens adaptörü	270
Teknik bilgiler - Diř açma	271
Teknik bilgiler - Kılavuz tutucular	274

Tavsiye edilen kesme deđerleri

Tavsiye edilen delik ölçüleri	276
Malzeme karşılaştırma referans listesi	283
CoroTap - Özel malzemeler için optimize edilmiş	287
CoroTap - Her işe uygunluk için optimize edilmiş	300

Genel bilgiler

Yaygın ikonlar	309
Dönüřtürme tablosu	312
Coromant Geri Dönüřüm Projesi (CRC)	313
Alfanümerik fihrist	314

Komple kılavuz çekme teklifi



Sandvik Coromant şimdi tüm diş profillerini ve tüm malzeme gruplarını kapsayan komple bir kılavuz çekme teklifi öneriyor. Özel malzemeler için optimize edilmiş CoroTap, aynı malzemeden aynı tip parçalara kılavuz çekildiğinde veya özel uygulama ihtiyaçları söz konusu olduğunda, büyük ölçekli partiler için çözümdür. Her işe uygunluk için optimize edilmiş CoroTap, geniş bir yelpazedeki malzemelerden farklı parçalar söz konusu olduğunda, küçükten orta ölçekli partilere uygulanacak kılavuz çekme işlemleri için bir çözümdür.

Mühendislik Çözümleri

Kapsamlı bir standart programdan ayrı, standart takımların üzerinde sizin ölçüleriniz için takımlar da sunabiliriz.

Standart çözümler ihtiyaçlarınızı karşılamadığında, talep edilen özel kriterlerle başa çıkmak için Sandvik Coromant'ın mühendislik takım çözümlerindeki engin deneyiminden istifade edebilirsiniz.



Daha fazla bilgi için www.sandvik.coromant.com adresine müracaat ediniz veya en yakın Coromant satış temsilcinizle temas kurunuz.

CoroTap™ 100 2-2.5xD										
										
										
K			N			H				
	DIN	ANSI	ISO	DIN	ANSI	ISO	DIN	ANSI	ISO	
M	22-28	29-32	33	34-35			36-37			
MF	38-39	40-41	42							
UNC		43-46	47							
UNF		48-51								
NPT										
NPTF										
G	52									



CoroTap™ 100

- Düz kanallı kılavuzlar
- Genellikle dökme demir gibi kopuk talaşlı malzemelerde kullanım
- Kör ve boydan boya deliklerin her ikisi için de uygun
- Kanal genellikle dahili soğutma sıvısı teminiyle kesme sıvısı için kullanılır, ayrıca talaş tahliyesi mümkündür

CoroTap™ 200 2.5-3xD										
										
										
P 30-48 HRC			P ≤350 HB			M				
	DIN	ANSI	ISO	DIN	ANSI	ISO	DIN	ANSI	ISO	
M	53-54	55		56-58	59	60	61-64	65	66-67	
MF		73		74-75	76		77			
UNC		78			79-81	82		83	84	
UNF		86			87-88			89	90	
NPT										
NPTF										
G										
N			P M K N S <i>Multi</i>							
	DIN	ANSI	ISO	DIN	ANSI	ISO				
M	68-71	72		143-149	150-151	152-153				
MF				154-157	158-159	160-163				
UNC		85		164-165	166-168	169-170				
UNF		91		171-172	173-174	175-176				
NPT										
NPTF										
G				177-178						



CoroTap™ 200

- Ucu helisel taşlanmış kılavuzlar
- Talaşları ileri doğru itme
- Boydan boya delikler için kullanım
- Talaş tahliyesi için değil sadece kesme sıvısı için kullanılan sığ kanallar sebebiyle çok güçlü tasarım

CoroTap™ 300




- Taşlanmış helisel kanallı kılavuzlar
- Talaşları delik dışına taşıyan helisel kanal
- Kör delikler için en iyi seçenek
- Farklı uygulamalar için farklı helis açıları
- Hem kesme sıvısı hem de talaş tahliyesi için kullanılan kanal
- Uygulama ve geometriden dolayı farklı dış açma derinlikleri



CoroTap™ 300 1.5xD												
	P 30-48 HRC			M			N			P M K N S <i>Multi</i>		
	DIN	ANSI	ISO	DIN	ANSI	ISO	DIN	ANSI	ISO	DIN	ANSI	ISO
M	92-93	94					110-113	116		180-182		
MF		117										
UNC		123						131				
UNF		132						137				
NPT					139						218	
NPTF					140						219	
G												

CoroTap™ 300 2-3xD												
	P ≤ 350 HB			M			K			N		
	DIN	ANSI	ISO	DIN	ANSI	ISO	DIN	ANSI	ISO	DIN	ANSI	ISO
M	95-97	98	99-100	101-103	104-105	106-107	108-109			114-115		
MF	118-119	120		121						122		
UNC		124-126	127		128-129	130						
UNF		133			134-135	136						
NPT												
NPTF												
G				138								

	P M K N S <i>Multi</i>		
	DIN	ANSI	ISO
M	183-191	192-193	194-195
MF	196-199	200-201	202-203
UNC	204-205	206-207	208-209
UNF	210-211	212-213	214-215
NPT			
NPTF			
G	216-217		










CoroTap™ 400 2.5-3.5xD						
						
						
			<i>Multi</i>			
	DIN	ANSI	ISO	DIN	ANSI	ISO
M	141		142	220-230	231-232	233-237
MF				238	239	
UNC					240-241	242-243
UNF					244-245	246
NPT						
NPTF						
G						
EGM				247		



CoroTap™ 400











































































- Kesme yerine diş biçimlendiren (ovalıyan) kılavuzlar
- Talaşsız bir çözüm
- Belli bir süneklik gerekli olduğundan tüm malzemeler uygun değildir. Tavsiye edilen çekme dayanımı sınırı 1200 N/mm²
- Boydan boya ve kör deliklerin her ikisi için
- Yağlama kanalları ile veya yağlama kanalları olmadan tedarik edilebilir

Görsel indeks nasıl okunur?

		
TSYC	EX09P	Takım tipi kodu
	Sayfa 97	Sayfa atfı
	M4- M30	Kılavuz aralığı
THFT	M	Vida dişi formunun tipi
		ISO uygulama alanları
BSG		Standart
TCTR	6HX	Vida dişi tolerans sınıfı
THFP, BHFP		Boydan boya delik fonksiyonu özelliği, Kör delik fonksiyonu özelliği
ULDR	3XD	Kullanışlı boy çap oranı
SUBSTRATE	HSS-E-PM	Alt katman
CXSC		Soğutma sıvısı çıkış tipi kodu
THCHT		Vida dişi pah tipi
FHA		Kanal helis açısı
HAND		Sol/Sağ yönlü kesme
COATING		Kaplama

İkonların komple bir tanımlaması için, bkz sayfa

CoroTap™ 100

																
E446	E447	ES03K	T101	E462	E463	ES09K	E835	E825	E837	E827	E053	E352	E353	T110	T100	ES13K
Sayfa 22	Sayfa 23	Sayfa 24	Sayfa 25	Sayfa 26	Sayfa 27	Sayfa 28	Sayfa 29	Sayfa 30	Sayfa 31	Sayfa 32	Sayfa 33	Sayfa 34	Sayfa 35	Sayfa 36	Sayfa 37	Sayfa 38
M3-M10	M8-M24	M5-M12	M5-M16	M6-M10	M12-M20	M6-M12	M6-M18	M6-M18	M6-M20	M6-M20	M3-M20	M3-M10	M12-M16	M3-M12	M3-M12	M10-M20
M	M	M	M	M	M	M	M	M	M	M	M	M	M	M	M	MF
K	K	K	K	K	K	K	K	K	K	K	K	N	N	H	H	K
DIN 371	DIN 376	DIN 371 _{≤10} 376 _{>12}	DIN 371 _{≤10} 376 _{>12}	DIN 371	DIN 376	DIN 371 _{≤10} 376 _{>12}	DIN ANSI	DIN ANSI	DIN ANSI	DIN ANSI	ISO 529	DIN 371	DIN 376	DIN 371	DIN 371	DIN 374
6HX	6HX	6HX	6H	6HX	6HX	6HX	6HX	6HX	6HX	6HX	6HX	6H	6H	6HX	6H	6HX
																
2XD	2XD	2XD	2.5XD	2.5XD	2.5XD	2.5XD	2XD	2XD	2.5XD	2.5XD	2XD	2XD	2XD	2XD	2XD	2XD
HSS-E-PM	HSS-E-PM	HSS-E-PM	HM	HSS-E-PM	HSS-E-PM	HSS-E-PM	HSS-E-PM	HSS-E-PM	HSS-E-PM	HSS-E-PM	HSS-E	HSS-E-PM	HSS-E-PM	HM	HM	HSS-E-PM
																
C 2-3	C 2-3	E 1.5-2	C 2-3	C 2-3	C 2-3	E 1.5-2	C 2-3	E 1.5-2	C 2-3	E 1.5-2	C 2-3	C 2-3	C 2-3	C 2-3	C 2-3	C 2-3
																
																
Cool TOP	Cool TOP	Cool TOP	Cool TOP	Cool TOP	Cool TOP	Cool TOP	Cool TOP	Cool TOP	Cool TOP	Cool TOP	Cool TOP			Cool TOP	Cool TOP	Cool TOP






































































CoroTap™ 100

T120	E836	E838	E054	E830	E839	E832	E822	E059	E831	E821	E833	E823	E416	
Sayfa 39	Sayfa 40	Sayfa 41	Sayfa 42	Sayfa 43	Sayfa 44	Sayfa 45	Sayfa 46	Sayfa 47	Sayfa 48	Sayfa 49	Sayfa 50	Sayfa 51	Sayfa 52	
M8-M14	M10-M14	M10-M14	M8-M16	1/4-7/8	1/4-7/8	1/4-1/2	1/4-1/2	1/4-3/4	1/4-7/8	1/4-3/4	1/4-1/2	1/4-7/16	1/8-1	
MF	MF	MF	MF	UNC	UNC	UNC	UNC	UNC	UNF	UNF	UNF	UNF	G	
K	K	K	K	K	K	K	K	K	K	K	K	K	K	
DIN 374	DIN ANSI	DIN ANSI	ISO 529	DIN ANSI	DIN ANSI	DIN ANSI	DIN ANSI	ISO 529	DIN ANSI	DIN ANSI	DIN ANSI	DIN ANSI	DIN 5156	
6HX	6HX	6HX	6HX	2BX	2BX	2BX	2BX	2B	2BX	2BX	2BX	2BX	Normal	
2.5XD	2XD	2.5XD	2XD	2XD	2XD	2.5XD	2.5XD	2XD	2XD	2XD	2.5XD	2.5XD	2XD	
HM	HSS-E-PM	HSS-E-PM	HSS-E	HSS-E-PM	HSS-E-PM	HSS-E-PM	HSS-E-PM	HSS-E	HSS-E-PM	HSS-E-PM	HSS-E-PM	HSS-E-PM	HSS-E	
C 2-3	C 2-3	C 2-3	C 2-3	C 2-3	E 1.5-2	C 2-3	E 1.5-2	C 2-3	C 2-3	E 1.5-2	C 2-3	E 1.5-2	C 2-3	
Cool TOP	Cool TOP	Cool TOP	Cool TOP	Cool TOP	Cool TOP	Cool TOP	Cool TOP	Cool TOP	Cool TOP	Cool TOP	Cool TOP	Cool TOP	N	

CoroTap™ 200

E324	E326
Sayfa 53	Sayfa 54
M3-M10	M12-M20
M	M
P 30-48 HRC	P 30-48 HRC
~DIN 371	DIN 376
6H	6H
2.5XD	2.5XD
HSS-E-PM	HSS-E-PM
B 3.5-5	B 3.5-5
Cool TOP	Cool TOP

















































CoroTap™ 200

																
E854	EP03P	EP09P	EP03PA	E049	E344	E454	E345	E455	E852	E045	E046	E358	E448	E359	E449	E856
Sayfa 55	Sayfa 56	Sayfa 58	Sayfa 59	Sayfa 60	Sayfa 61	Sayfa 62	Sayfa 63	Sayfa 64	Sayfa 65	Sayfa 66	Sayfa 67	Sayfa 68	Sayfa 69	Sayfa 70	Sayfa 71	Sayfa 72
M3-M20	M1-M30	M4-M30	M3-M24	M3-M20	M3-M10	M1-M10	M12-M30	M12-M20	M4-M18	M3-M20	M3-M20	M3-M10	M3-M10	M12-M16	M12-M16	M3-M12
M	M	M	M	M	M	M	M	M	M	M	M	M	M	M	M	M
P 30-48 HRC	P ≤350HB	P ≤350HB	P ≤350HB	P ≤350HB	M	M	M	M	M	M	M	N	N	N	N	N
DIN ANSI	DIN 371 _{≤10} 376 _{>12}	DIN 371 _{≤10} 376 _{>12}	DIN ANSI	ISO 529	DIN 371	DIN 371	DIN 376	DIN 376	DIN ANSI	ISO 529	ISO 529	DIN 371	DIN 371	DIN 376	DIN 376	DIN ANSI
6H	6HX	6HX	6HX	6H	6H	6H	6H	6H	6H	6H	6H	6H	6H	6H	6H	6H
																
2.5XD	3XD	3XD	3XD	2.5XD	2.5XD	2.5XD	2.5XD	2.5XD	2.5XD	2.5XD	2.5XD	3XD	3XD	3XD	3XD	3XD
HSS-E-PM	HSS-E-PM	HSS-E-PM	HSS-E-PM	HSS-PM	HSS-E	HSS-E	HSS-E	HSS-E	HSS-PM	HSS-PM	HSS-PM	HSS-E	HSS-E	HSS-E	HSS-E	HSS-E-PM
																
B 3.5-5	B 3.5-5	B 3.5-5	B 3.5-5	B 3.5-5	B 3.5-5	B 3.5-5	B 3.5-5	B 3.5-5	B 3.5-5	B 3.5-5	B 3.5-5	B 3.5-5	B 3.5-5	B 3.5-5	B 3.5-5	B 3.5-5
																
																
Cool TOP	Cool TOP	Cool TOP	Cool TOP	Cool TOP	ST	Cool TOP	ST	Cool TOP	Smooth TOP	ST	Smooth TOP		Smooth TOP		Smooth TOP	

CoroTap™ 200

E855	EP13P	EP13PA	E364	E874	EP23PA	EP29PA	E057	E872	E055	E876	E875	EP33PA	EP39PA	E873	E060	E877
Sayfa 73	Sayfa 74	Sayfa 76	Sayfa 77	Sayfa 78	Sayfa 79	Sayfa 81	Sayfa 82	Sayfa 83	Sayfa 84	Sayfa 85	Sayfa 86	Sayfa 87	Sayfa 88	Sayfa 89	Sayfa 90	Sayfa 91
M10-M12	M4-M30	M8-M18	M6-M20	No.4-3/4	No.2-1"	1/4-1"	No.6-3/4	No.4-7/8	No.4-3/4	No.4-1/2	No.10-3/4	No.8-1"	No.10-5/8	No.10-7/8	No.10-3/8	No.10-3/8
MF	MF	MF	MF	UNC	UNC	UNC	UNC	UNC	UNC	UNC	UNF	UNF	UNF	UNF	UNF	UNF
DIN ANSI	DIN 374	DIN ANSI	DIN 374	DIN ANSI	DIN ANSI	DIN ANSI	ISO 529	DIN ANSI	ISO 529	DIN ANSI	DIN ANSI	DIN ANSI	DIN ANSI	DIN ANSI	ISO 529	DIN ANSI
6H	6HX	6HX	6H	2B	2B 3B	2BX	2B	2B	2B	2B	2B	2B	2B 3B	2BX	2B	2B
2.5XD	3XD	3XD	2.5XD	2.5XD	3XD	3XD	2.5XD	2.5XD	2.5XD	3XD	2.5XD	3XD	3XD	2.5XD	2.5XD	3XD
HSS-E-PM	HSS-E-PM	HSS-E-PM	HSS-E	HSS-E-PM	HSS-E-PM	HSS-E-PM	HSS-PM	HSS-PM	HSS-PM	HSS-E-PM	HSS-E-PM	HSS-E-PM	HSS-E-PM	HSS-PM	HSS-PM	HSS-E-PM
B 3.5-5	B 3.5-5	B 3.5-5	B 3.5-5	B 3.5-5	B 3.5-5	B 3.5-5	B 3.5-5	B 3.5-5	B 3.5-5	B 3.5-5	B 3.5-5	B 3.5-5	B 3.5-5	B 3.5-5	B 3.5-5	B 3.5-5

















































CoroTap™ 300

																
E314	E316	E864	EX03P	EX09P	EX03PA	E050	E051	E346	E347	E404	E862	E085	E047	E048	T105	T106
Sayfa 92	Sayfa 93	Sayfa 94	Sayfa 95	Sayfa 97	Sayfa 98	Sayfa 99	Sayfa 100	Sayfa 101	Sayfa 102	Sayfa 103	Sayfa 104	Sayfa 105	Sayfa 106	Sayfa 107	Sayfa 108	Sayfa 109
M3-M10	M12-M16	M3-M20	M1.6-M30	M4-M30	M3-M24	M3-M20	M6-M20	M3-M10	M12-M30	M1.6-M20	M4-M16	M4-M20	M3-M20	M3-M20	M3-M12	M5-M12
M	M	M	M	M	M	M	M	M	M	M	M	M	M	M	M	M
P 30-48 HRC	P 30-48 HRC	P 30-48 HRC	P ≤350HB	P ≤350HB	P ≤350HB	P ≤350HB	P ≤350HB	M	M	M	M	M	M	M	K	K
~DIN 371	DIN 376	DIN ANSI	DIN 371 _{≤10} 376 _{>12}	DIN 371 _{≤10} 376 _{>12}	DIN ANSI	ISO 529	ISO 529	DIN 371	DIN 376	DIN 371 _{≤10} 376 _{>12}	DIN ANSI	ANSI	ISO 529	ISO 529	DIN 371 _{≤10} 376 _{>12}	DIN 371 _{≤10} 376 _{>12}
6H	6H	6H	6HX	6HX	6HX	6H	6H	6H	6H	6H	6H	6H	6H	6H	6H	6H
																
1.5XD	1.5XD	1.5XD	3XD	3XD	3XD	2.5XD	2.5XD	2XD	2XD	2.5XD	2.5XD	2.5XD	2.5XD	2.5XD	2XD	3XD
HSS-E-PM	HSS-E-PM	HSS-E-PM	HSS-E-PM	HSS-E-PM	HSS-E-PM	HSS-PM	HSS-PM	HSS-E	HSS-E	HSS-E	HSS-PM	HSS-PM	HSS-PM	HSS-PM	HM	HM
																
C 2-3	C 2-3	C 2-3	C 2-3	C 2-3	C 2-3	C 2-3	C 2-3	C 2-3	C 2-3	C 2-3	C 2-3	C 2-3	C 2-3	C 2-3	C 2-3	C 2-3
																
								ST	ST			ST	ST			
Cool TOP	Cool TOP	Cool TOP	Cool TOP	Cool TOP	Cool TOP	Cool TOP	Cool TOP	ST	ST	Smooth TOP	Smooth TOP	ST	ST	Smooth TOP		






CoroTap™ 300

																	
E354	E450	E355	E451	E360	E361	E866	E865	EX13P	EX13PA	E363	E367	E884	EX23PA	EX29PA	E058	E882	
Sayfa 110	Sayfa 111	Sayfa 112	Sayfa 113	Sayfa 114	Sayfa 115	Sayfa 116	Sayfa 117	Sayfa 118	Sayfa 120	Sayfa 121	Sayfa 122	Sayfa 123	Sayfa 124	Sayfa 126	Sayfa 127	Sayfa 128	
M3-M10	M3-M10	M12-M16	M12-M16	M3-M10	M12-M20	M3-M12	M10-M12	M4-M30	M8-M18	M6-M20	M4-M20	No.4-3/4	No.2-1"	1/4-1"	No.6-3/4	No.4-7/8	
M	M	M	M	M	M	M	MF	MF	MF	MF	MF	UNC	UNC	UNC	UNC	UNC	
N	N	N	N	N	N	N	P	P	P	M	N	P	P	P	P	M	
							30-48 HRC	≤350HB	≤350HB			30-48 HRC	≤350HB	≤350HB	≤350HB		
DIN 371	DIN 371	DIN 376	DIN 376	DIN 371	DIN 376	DIN ANSI	DIN ANSI	DIN 374	DIN ANSI	DIN 374	DIN 374	DIN ANSI	DIN ANSI	DIN ANSI	ISO 529	DIN ANSI	
6H	6H	6H	6H	6H	6H	6H	6H	6HX	6HX	6H	6H	2B	2B 3B	2BX	2B	2B	
																	
1.5XD	1.5XD	1.5XD	1.5XD	2.5XD	2.5XD	1.5XD	1.5XD	3XD	3XD	2XD	2.5XD	1.5XD	3XD	3XD	2.5XD	2.5XD	
HSS-E-PM	HSS-E-PM	HSS-E-PM	HSS-E-PM	HSS-E	HSS-E	HSS-E-PM	HSS-E-PM	HSS-E-PM	HSS-E-PM	HSS-E	HSS-E	HSS-E-PM	HSS-E-PM	HSS-E-PM	HSS-PM	HSS-PM	
																	
C	C	C	C	C	C	C	C	C	C	C	C	C	C	C	C	C	
2-3	2-3	2-3	2-3	2-3	2-3	2-3	2-3	2-3	2-3	2-3	2-3	2-3	2-3	2-3	2-3	2-3	
																	
																	
																	
	Smooth TOP		Smooth TOP					Cool TOP	Cool TOP	Cool TOP	ST		Cool TOP	Cool TOP	Cool TOP	Cool TOP	Smooth TOP























































































CoroTap™ 300

											
E069	E056	E886	E885	EX33PA	E883	E079	E095	E887	E362	E736	E738
Sayfa 129	Sayfa 130	Sayfa 131	Sayfa 132	Sayfa 133	Sayfa 134	Sayfa 135	Sayfa 136	Sayfa 137	Sayfa 138	Sayfa 139	Sayfa 140
No.4-1"	No.4-3/4"	No.4-3/4"	No.10-3/4"	No.8-1"	No.10-7/8"	No.10-1"	No.10-1/2"	No.10-1/2"	1/8-1"	1/16-1"	1/16-3/4"
UNC	UNC	UNC	UNF	UNF	UNF	UNF	UNF	UNF	G	NPT	NPTF
M	M	N	P 30-48 HRC	P ≤350HB	M	M	M	N	M	M	M
ANSI	ISO 529	DIN ANSI	DIN ANSI	DIN ANSI	DIN ANSI	ANSI	ISO 529	DIN ANSI	DIN 5156	DIN ANSI	DIN ANSI
3B	2B	2B	2B	2B 3B	2B	3B	2B	2B	Normal	Normal	Normal
											
2.5XD	2.5XD	1.5XD	1.5XD	3XD	2.5XD	2.5XD	2.5XD	1.5XD	2XD	1.5XD	1.5XD
HSS-PM	HSS-PM	HSS-E-PM	HSS-E-PM	HSS-E-PM	HSS-PM	HSS-PM	HSS-PM	HSS-E-PM	HSS-E	HSS-E	HSS-E
C 2-3	C 2-3	C 2-3	C 2-3	C 2-3	C 2-3	C 2-3	C 2-3	C 2-3	C 2-3	C 2-3	C 2-3
											
λ48°	λ48°	λ15°	λ15°	λ48°	λ48°	λ48°	λ48°	λ15°	λ40°	λ30°	λ30°
											
ST	ST	Cool TOP	Cool TOP	Cool TOP	Smooth TOP	Smooth TOP	Smooth TOP	Smooth TOP	Smooth TOP	Smooth TOP	Smooth TOP



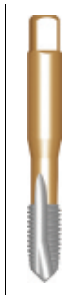













































CoroTap™ 400

	
E313	E080
Sayfa 141	Sayfa 142
M3-M8	M2-M8
M	M
N	N
DIN 2174	ISO 529
6HX	6HX
	
3XD	2.5XD
HSS-E	HSS-PM
C 2-3.5	C 2-3
	
λ30°	λ30°
	
Smooth TOP	Smooth TOP

















CoroTap™ 200

																
EP006H	EP016H	EP006G	EP016G	E616	E005	E006	E000	E001	EP10	EP11	E015	E016	E010	E011	EP20	EP21
Sayfa 143	Sayfa 145	Sayfa 147	Sayfa 148	Sayfa 149	Sayfa 150	Sayfa 151	Sayfa 152	Sayfa 153	Sayfa 154	Sayfa 156	Sayfa 158	Sayfa 159	Sayfa 160	Sayfa 162	Sayfa 164	Sayfa 165
M2 - M30	M2 - M30	M3 - M20	M3 - M20	M3 - M20	M4 - M20	M4 - M20	M1.6 - M24	M1.6 - M24	M4 - M30	M4 - M30	M8 - M18	M8 - M18	M4 - M24	M4 - M24	No.4 - 1"	No.4 - 1"
M	M	M	M	M	M	M	M	M	MF	MF	MF	MF	MF	MF	UNC	UNC
																
DIN 371≤10 376>12	DIN 371≤10 376>12	DIN 371≤10 376>12	DIN 371≤10 376>12	DIN 371≤10 376>12	ANSI	ANSI	ISO 529	ISO 529	DIN 374	DIN 374	ANSI	ANSI	ISO 529	ISO 529	DIN 2184-1	DIN 2184-1
6H	6H	6G	6G	6H	6H	6H	6H	6H	6H	6H	6H	6H	6H	6H	2B	2B
																
2.5XD	2.5XD	2.5XD	2.5XD	3XD	2.5XD	2.5XD	2.5XD	2.5XD	2.5XD	2.5XD	2.5XD	2.5XD	2.5XD	2.5XD	2.5XD	2.5XD
HSS-PM	HSS-PM	HSS-PM	HSS-PM	HSS-E	HSS-PM	HSS-PM	HSS-PM	HSS-PM	HSS-PM	HSS-PM	HSS-PM	HSS-PM	HSS-PM	HSS-PM	HSS-PM	HSS-PM
B	B	B	B	B	B	B	B	B	B	B	B	B	B	B	B	B
3.5-5	3.5-5	3.5-5	3.5-5	3.5-5	3.5-5	3.5-5	3.5-5	3.5-5	3.5-5	3.5-5	3.5-5	3.5-5	3.5-5	3.5-5	3.5-5	3.5-5
																
																
	ST		ST			ST		ST				ST		ST		ST























































































CoroTap™ 200

											
E025	E026	E020	E021	EP30	EP31	E035	E036	E030	E031	EP40	EP41
Sayfa 166	Sayfa 167	Sayfa 169	Sayfa 170	Sayfa 171	Sayfa 172	Sayfa 173	Sayfa 174	Sayfa 175	Sayfa 176	Sayfa 177	Sayfa 178
No.6 - 1"	No.2 - 1"	No.2 - 1"	No.2 - 1"	No.8 - 1"	No.8 - 1"	No.6 - 1"	No.10 - 1"	No.8 - 1"	No.8 - 1"	1/8 - 1"	1/8 - 1"
UNC	UNC	UNC	UNC	UNF	UNF	UNF	UNF	UNF	UNF	G	G
P K N S	P M K	P K N S	P M K	P K N S	P M K	P K N S	P M K	P K N S	P M K	P K N S	P M K
ANSI	ANSI	ISO 529	ISO 529	DIN 2184-1	DIN 2184-1	ANSI	ANSI	ISO 529	ISO 529	DIN 5156	DIN 5156
3B	3B	2B	2B	2B	2B	3B	3B	2B	2B	Normal	Normal
											
2.5XD	2.5XD	2.5XD	2.5XD	2.5XD	2.5XD	2.5XD	2.5XD	2.5XD	2.5XD	2.5XD	2.5XD
HSS-PM	HSS-PM	HSS-PM	HSS-PM	HSS-PM	HSS-PM	HSS-PM	HSS-PM	HSS-PM	HSS-PM	HSS-E	HSS-E
B 3.5-5	B 3.5-5	B 3.5-5	B 3.5-5	B 3.5-5	B 3.5-5	B 3.5-5	B 3.5-5	B 3.5-5	B 3.5-5	B 3.5-5	B 3.5-5
											
											
	ST		ST		ST		ST		ST		ST

















































































CoroTap™ 300

			
E207	E212	E258	E263
Sayfa 179	Sayfa 180	Sayfa 181	Sayfa 182
M2 - M10	M3 - M10	M4 - M36	M12 - M36
M	M	M	M
P N	P N S	P N	P N S
DIN 371	DIN 371	DIN 376	DIN 376
6H	6H	6H	6H
			
1.5XD	1.5XD	1.5XD	1.5XD
HSS-E	HSS-E	HSS-E	HSS-E
C 2-3	C 2-3	C 2-3	C 2-3
			
$\lambda 15^\circ$	$\lambda 15^\circ$	$\lambda 15^\circ$	$\lambda 15^\circ$
			
	TiN		TiN







































































































CoroTap™ 300

																
E195	E245	EX006H	EX016H	EX006G	EX016G	E615	E007	E008	E002	E003	EX10	EX11	E017	E018	E012	E013
Sayfa 183	Sayfa 184	Sayfa 185	Sayfa 187	Sayfa 189	Sayfa 190	Sayfa 191	Sayfa 192	Sayfa 193	Sayfa 194	Sayfa 195	Sayfa 196	Sayfa 198	Sayfa 200	Sayfa 201	Sayfa 202	Sayfa 203
M3 - M10	M12 - M30	M2 - M64	M2 - M64	M3 - M20	M3 - M20	M3 - M20	M4 - M20	M4 - M20	M2 - M24	M2 - M24	M4 - M30	M4 - M30	M8 - M18	M8 - M18	M4 - M22	M4 - M22
M	M	M	M	M	M	M	M	M	M	M	MF	MF	MF	MF	MF	MF
P N	P N	P N S	P M	P N S	P M	P M K N S	P N S	P M	P N S	P M	P N S	P M	P N S	P M	P N S	P M
DIN 371	DIN 376	DIN 371 _{≤10} 376 _{>12}	DIN 371 _{≤10} 376 _{>12}	DIN 371 _{≤10} 376 _{>12}	DIN 371 _{≤10} 376 _{>12}	DIN 371 _{≤10} 376 _{>12}	ANSI	ANSI	ISO 529	ISO 529	DIN 374	DIN 374	ANSI	ANSI	ISO 529	ISO 529
6H	6H	6H	6H	6G	6G	6H	6H	6H	6H	6H	6H	6H	6H	6H	6H	6H
																
2XD	2XD	2.5XD	2.5XD	2.5XD	2.5XD	3XD	2.5XD	2.5XD	2.5XD	2.5XD	2.5XD	2.5XD	2.5XD	2.5XD	2.5XD	2.5XD
HSS-E	HSS-E	HSS-PM	HSS-PM	HSS-PM	HSS-PM	HSS-E	HSS-PM	HSS-PM	HSS-PM	HSS-PM	HSS-PM	HSS-PM	HSS-PM	HSS-PM	HSS-PM	HSS-PM
C 2-3	C 2-3	C 2-3	C 2-3	C 2-3	C 2-3	C 2-3	C 2-3	C 2-3	C 2-3	C 2-3	C 2-3	C 2-3	C 2-3	C 2-3	C 2-3	C 2-3
																
																
																
			ST		ST			ST		ST		ST		ST		ST



















































CoroTap™ 300

															
EX20	EX21	E027	E028	E022	E023	EX30	EX31	E037	E038	E032	E033	EX40	EX41	E735	E737
Sayfa 204	Sayfa 205	Sayfa 206	Sayfa 207	Sayfa 208	Sayfa 209	Sayfa 210	Sayfa 211	Sayfa 212	Sayfa 213	Sayfa 214	Sayfa 215	Sayfa 216	Sayfa 217	Sayfa 218	Sayfa 219
No.4 - 1"	No.4 - 1"	No.6 - 1"	No.4 - 1"	No.2 - 1"	No.2 - 1"	No.8 - 1"	No.8 - 1"	No.10 - 1"	No.10 - 1"	No.4 - 1"	No.8 - 1"	1/8 - 1.1/2	1/8 - 1.1/2	1/16 - 1"	1/16 - 3/4
UNC	UNC	UNC	UNC	UNC	UNC	UNF	UNF	UNF	UNF	UNF	UNF	G	G	NPT	NPTF
															
DIN 2184-1	DIN 2184-1	ANSI	ANSI	ISO 529	ISO 529	DIN 2184-1	DIN 2184-1	ANSI	ANSI	ISO 529	ISO 529	DIN 5156	DIN 5156	DIN ANSI	DIN ANSI
2B	2B	3B	3B	2B	2B	2B	2B	3B	3B	2B	2B	Normal	Normal	Normal	Normal
															
2.5XD	2.5XD	2.5XD	2.5XD	2.5XD	2.5XD	2.5XD	2.5XD	2.5XD	2.5XD	2.5XD	2.5XD	2.5XD	2.5XD	1.5XD	1.5XD
HSS-PM	HSS-PM	HSS-PM	HSS-PM	HSS-PM	HSS-PM	HSS-PM	HSS-PM	HSS-PM	HSS-PM	HSS-PM	HSS-PM	HSS-PM	HSS-PM	HSS-E	HSS-E
C 2-3	C 2-3	C 2-3	C 2-3	C 2-3	C 2-3	C 2-3	C 2-3	C 2-3	C 2-3	C 2-3	C 2-3	C 2-3	C 2-3	C 2-3	C 2-3
															
λ45°	λ45°	λ45°	λ45°	λ45°	λ45°	λ45°	λ45°	λ45°	λ45°	λ45°	λ45°	λ45°	λ45°	λ45°	λ15°
															
ST	ST	ST	ST	ST	ST	ST	ST	ST	ST	ST	ST	ST	ST	ST	ST

CoroTap™ 400

																
T115	T116	E301	E302	E306	E309	E305	E310	E308	E315	E890	E094	E090	E091	E096	E097	E099
Sayfa 220	Sayfa 221	Sayfa 222	Sayfa 223	Sayfa 225	Sayfa 226	Sayfa 227	Sayfa 228	Sayfa 229	Sayfa 230	Sayfa 231	Sayfa 232	Sayfa 233	Sayfa 234	Sayfa 235	Sayfa 236	Sayfa 237
M3 - M10	M5 - M12	M1 - M24	M1 - M24	M3 - M12	M3 - M12	M3 - M10	M3 - M10	M3 - M24	M5 - M12	M3 - M20	M3 - M10	M12 - M16	M12 - M16	M3 - M16	M2 - M16	M4 - M16
M	M	M	M	M	M	M	M	M	M	M	M	M	M	M	M	M
																
DIN 2174	DIN 2174	DIN 2174	DIN 2174	DIN 2174	DIN 2174	DIN 2174	DIN 2174	DIN 2174	DIN 2174	DIN ANSI	ANSI	ISO 529	ISO 529	ISO 529	ISO 529	ISO 529
6HX	6HX	6HX	6HX	6HX	6GX	6HX	6GX	6HX	6HX	6H	6HX	6HX	6HX	6HX	6HX	6HX
																
3XD	3XD	3XD	3XD	3XD	3XD	3XD	3XD	3XD	3.5XD	3.5XD	3XD	2.5XD	2.5XD	2.5XD	2.5XD	2.5XD
HM	HM	HSS-E	HSS-E	HSS-E	HSS-E	HSS-E	HSS-E	HSS-E	HSS-E	HSS-E	HSS-PM	HSS-PM	HSS-PM	HSS-PM	HSS-PM	HSS-PM
																
C 2-3	C 2-3	C 2-3.5	C 2-3.5	C 2-3.5	C 2-3.5	E 1.5-2	E 1.5-2	C 2-3.5	C 2-3.5	C 2-3	C 2-3	C 2-3	C 2-3	C 2-3	C 2-3	C 2-3
																
																
TiCN	TiCN		TiN	CrN	TiN	TiN	TiN	TiN	TiN	TiN			TiN	TiN	CrN	TiN

CoroTap™ 400


									
E317	E891	E892	E064	E523	E596	E893	E074	E530	E323
Sayfa 238	Sayfa 239	Sayfa 240	Sayfa 241	Sayfa 242	Sayfa 243	Sayfa 244	Sayfa 245	Sayfa 246	Sayfa 247
M5 - M16	M10 - M12	No.4 - 1"	No.4 - 3/8	No.4 - 3/8	No.4 - 3/8	No.10 - 1"	No.10 - 3/8	No.10 - 7/16	M3 - M12
MF	MF	UNC	UNC	UNC	UNC	UNF	UNF	UNF	EGM Insert
									
DIN 2174	DIN ANSI	DIN ANSI	ANSI	ISO 529	ISO 529	DIN ANSI	ANSI	ISO 529	DIN 40435
6HX	6H	2B	2B	2BX	2BX	2B	2B	2BX	6H mod.
									
3XD	3XD	3XD	2.5XD	2.5XD	2.5XD	3XD	2.5XD	2.5XD	3XD
HSS-E	HSS-PM	HSS-PM	HSS-PM	HSS	HSS	HSS-PM	HSS-PM	HSS	HSS-E
C	C	C	C	C	C	C	C	C	C
2-3.5	2-3	2-3	2-3	2-3	2-3	2-3	2-3	2-3	2-3.5
									
									
TiN	TiN	TiN			CrN	TiN			TiN

CoroTap™ 100

E446

THFT
THCHT
ULDR (xTD)
KAPLAMA

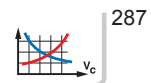
M
C
2.0
CoolTop



K

				Ölçüler, mm, (inç)								
TDZ	TP	TCTR	Sipariş kodu	TD	LF	LU	THLGTH	NOF	CZC_MS	ALT KATMAN	BSG	
M3	0.50	6HX	E446M3	3.00	56.00	18.00	8.90	3	3.50 x 2.70	HSS-E-PM	DIN 371	
				.118	2.204	.708	.350					
M4	0.70	6HX	E446M4	4.00	63.00	21.00	11.70	4	4.50 x 3.40	HSS-E-PM	DIN 371	
				.157	2.480	.826	.461					
M5	0.80	6HX	E446M5	5.00	70.00	25.00	12.60	4	6.00 x 4.90	HSS-E-PM	DIN 371	
				.196	2.755	.984	.496					
M6	1.00	6HX	E446M6	6.00	80.00	30.00	14.50	4	6.00 x 4.90	HSS-E-PM	DIN 371	
				.236	3.149	1.181	.571					
M8	1.25	6HX	E446M8	8.00	90.00	35.00	18.10	4	8.00 x 6.20	HSS-E-PM	DIN 371	
				.314	3.543	1.377	.713					
M10	1.50	6HX	E446M10	10.00	100.00	39.00	20.10	4	10.00 x 8.00	HSS-E-PM	DIN 371	
				.393	3.937	1.535	.791					

Parametrelerle ilgili açıklamalar için, bkz sayfa (Ref 1) ve (Ref 2)




CoroTap™ 100

E447

THFT
THCMT
ULDR (xTD)
KAPLAMA

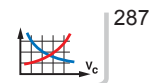
M
C
2.0
CoolTop



K

TDZ	TP	TCTR	Sipariş kodu	Ölçüler, mm, (inç)								
				TD	LF	LU	THLGTH	NOF	CZC_MS	ALT KATMAN	BSG	
M8	1.25	6HX	E447M8	8.00	90.00	67.00	18.00	4	6.00 x 4.90	HSS-E-PM	DIN 371	
				.314	3.543	2.637	.709					
M10	1.50	6HX	E447M10	10.00	100.00	77.00	20.00	4	7.00 x 5.50	HSS-E-PM	DIN 376	
				.393	3.937	3.031	.787					
M12	1.75	6HX	E447M12	12.00	110.00	83.00	23.00	4	9.00 x 7.00	HSS-E-PM	DIN 376	
				.472	4.330	3.267	.906					
M14	2.00	6HX	E447M14	14.00	110.00	81.00	25.00	4	11.00 x 9.00	HSS-E-PM	DIN 376	
				.551	4.330	3.188	.984					
M16	2.00	6HX	E447M16	16.00	110.00	68.00	25.00	4	12.00 x 9.00	HSS-E-PM	DIN 376	
				.629	4.330	2.677	.984					
M18	2.50	6HX	E447M18	18.00	125.00	81.00	30.00	4	14.00 x 11.00	HSS-E-PM	DIN 376	
				.708	4.921	3.188	1.181					
M20	2.50	6HX	E447M20	20.00	140.00	95.00	30.00	4	16.00 x 12.00	HSS-E-PM	DIN 376	
				.787	5.511	3.740	1.181					
M22	2.50	6HX	E447M22	22.00	140.00	93.00	34.00	4	18.00 x 14.50	HSS-E-PM	DIN 376	
				.866	5.511	3.661	1.339					
M24	3.00	6HX	E447M24	24.00	160.00	113.00	38.00	4	18.00 x 14.50	HSS-E-PM	DIN 376	
				.944	6.299	4.448	1.496					

Parametrelerle ilgili açıklamalar için, bkz sayfa (Ref 1) ve (Ref 2)




CoroTap™ 100

ES03K

THFT
THCHT
ULDR (xTD)
KAPLAMA

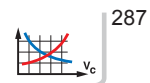
M
E
2.0
CoolTop



K

			Ölçüler, mm, (inç)									
TDZ	TP	TCTR	Sipariş kodu	TD	LF	LU	THLGTH	NOF	CZC_MS	ALT KATMAN	BSG	
M5	0.80	6HX	ES03KM5	5.00	70.00	25.00	12.60	4	6.00 x 4.90	HSS-E-PM	DIN 371	
				.196	2.755	.984	.496					
M6	1.00	6HX	ES03KM6	6.00	80.00	30.00	14.50	4	6.00 x 4.90	HSS-E-PM	DIN 371	
				.236	3.149	1.181	.571					
M8	1.25	6HX	ES03KM8	8.00	90.00	35.00	18.10	4	8.00 x 6.20	HSS-E-PM	DIN 371	
				.314	3.543	1.377	.713					
M10	1.50	6HX	ES03KM10	10.00	100.00	39.00	20.10	4	10.00 x 8.00	HSS-E-PM	DIN 371	
				.393	3.937	1.535	.791					
M12	1.75	6HX	ES03KM12	12.00	110.00	83.00	23.00	4	9.00 x 7.00	HSS-E-PM	DIN 376	
				.472	4.330	3.267	.906					

Parametrelerle ilgili açıklamalar için, bkz sayfa (Ref 1) ve (Ref 2)

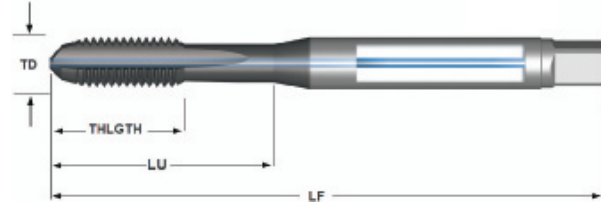


CoroTap™ 100

T101

THFT
THCMT
ULDR (xTD)
KAPLAMA

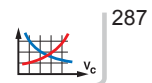
M
C
2.5
CoolTop



K

TDZ	TP	TCTR	Sipariş kodu	Ölçüler, mm, (inç)								
				TD	LF	LU	THLGTH	NOF	CZC_MS	ALT KATMAN	BSG	
M5	0.80	6HX	T101M5	5.00	70.00	47.00	16.00	4	6.00 x 4.90	HM	DIN 371	
				.196	2.755	1.850	.630					
M6	1.00	6HX	T101M6	6.00	80.00	30.00	19.00	4	6.00 x 4.90	HM	DIN 371	
				.236	3.149	1.181	.748					
M8	1.25	6HX	T101M8	8.00	90.00	35.00	22.00	4	8.00 x 6.20	HM	DIN 371	
				.314	3.543	1.377	.866					
M10	1.50	6HX	T101M10	10.00	100.00	39.00	24.00	4	10.00 x 8.00	HM	DIN 371	
				.393	3.937	1.535	.945					
M12	1.75	6HX	T101M12	12.00	110.00	83.00	23.00	4	9.00 x 7.00	HM	DIN 376	
				.472	4.330	3.267	.906					
M16	2.00	6HX	T101M16	16.00	110.00	68.00	25.00	4	12.00 x 9.00	HM	DIN 376	
				.629	4.330	2.677	.984					

Parametrelerle ilgili açıklamalar için, bkz sayfa (Ref 1) ve (Ref 2)

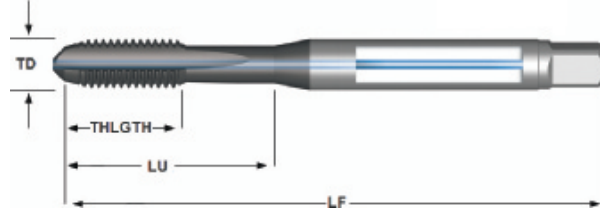


CoroTap™ 100

E462

THFT
THCHT
ULDR (xTD)
KAPLAMA

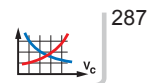
M
C
2.5
CoolTop



K

				Ölçüler, mm, (inç)								
TDZ	TP	TCTR	Sipariş kodu	TD	LF	LU	THLGTH	NOF	CZC_MS	ALT KATMAN	BSG	
M6	1.00	6HX	E462M6	6.00 .236	80.00 3.149	30.00 1.181	15.00 .591	4	6.00 x 4.90	HSS-E-PM	DIN 371	
M8	1.25	6HX	E462M8	8.00 .314	90.00 3.543	35.00 1.377	18.00 .709	4	8.00 x 6.20	HSS-E-PM	DIN 371	
M10	1.50	6HX	E462M10	10.00 .393	100.00 3.937	39.00 1.535	20.00 .787	4	10.00 x 8.00	HSS-E-PM	DIN 371	

Parametrelerle ilgili açıklamalar için, bkz sayfa (Ref 1) ve (Ref 2)

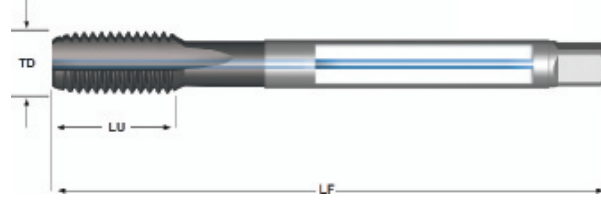


CoroTap™ 100

E463

THFT
THCMT
ULDR (xTD)
KAPLAMA

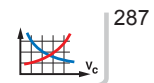
M
C
2.5
CoolTop



K

			Ölçüler, mm, (inç)									
TDZ	TP	TCTR	Sipariş kodu	TD	LF	LU	THLGTH	NOF	CZC_MS	ALT KATMAN	BSG	
M12	1.75	6HX	E463M12	12.00	110.00	83.00	24.00	4	9.00 x 7.00	HSS-E-PM	DIN 376	
				.472	4.330	3.267	.945					
M14	2.00	6HX	E463M14	14.00	110.00	81.00	25.00	4	11.00 x 9.00	HSS-E-PM	DIN 376	
				.551	4.330	3.188	.984					
M16	2.00	6HX	E463M16	16.00	110.00	68.00	25.00	4	12.00 x 9.00	HSS-E-PM	DIN 376	
				.629	4.330	2.677	.984					
M20	2.50	6HX	E463M20	20.00	140.00	95.00	30.00	4	16.00 x 12.00	HSS-E-PM	DIN 376	
				.787	5.511	3.740	1.181					

Parametrelerle ilgili açıklamalar için, bkz sayfa (Ref 1) ve (Ref 2)

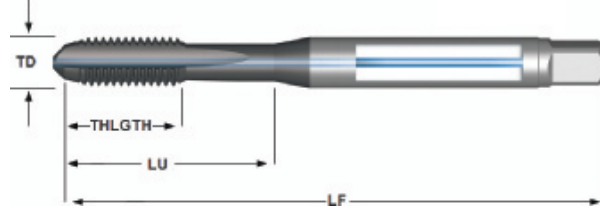


CoroTap™ 100

ES09K

THFT
THCHT
ULDR (xTD)
KAPLAMA

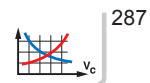
M
E
2.5
CoolTop



K

				Ölçüler, mm, (inç)								
TDZ	TP	TCTR	Sipariş kodu	TD	LF	LU	THLGTH	NOF	CZC_MS	ALT KATMAN	BSG	
M6	1.00	6HX	ES09KM6	6.00 .236	80.00 3.149	30.00 1.181	15.00 .591	4	6.00 x 4.90	HSS-E-PM	DIN 371	
M8	1.25	6HX	ES09KM8	8.00 .314	90.00 3.543	35.00 1.377	18.00 .709	4	8.00 x 6.20	HSS-E-PM	DIN 371	
M10	1.50	6HX	ES09KM10	10.00 .393	100.00 3.937	39.00 1.535	20.00 .787	4	10.00 x 8.00	HSS-E-PM	DIN 371	
M12	1.75	6HX	ES09KM12	12.00 .472	110.00 4.330	83.00 3.267	24.00 .945	4	9.00 x 7.00	HSS-E-PM	DIN 376	

Parametrelerle ilgili açıklamalar için, bkz sayfa (Ref 1) ve (Ref 2)




CoroTap™ 100

E835

THFT
THCMT
ULDR (xTD)
KAPLAMA

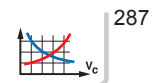
M
C
2.0
CoolTop



K

				Ölçüler, mm, (inç)								
TDZ	TP	TCTR	Sipariş kodu	TD	LF	LU	THLGTH	NOF	CZC_MS	ALT KATMAN	BSG	
M6	1.00	6HX	E835M6	6.00	80.00	25.59	15.00	4	0.255 x 0.191	HSS-E-PM	DIN/ANSI	
				.236	3.149	1.007	.591					
M8	1.25	6HX	E835M8	8.00	90.00	30.20	18.00	4	0.318 x 0.238	HSS-E-PM	DIN/ANSI	
				.314	3.543	1.189	.709					
M10	1.50	6HX	E835M10	10.00	100.00	32.80	20.00	4	0.381 x 0.286	HSS-E-PM	DIN/ANSI	
				.393	3.937	1.291	.787					
M12	1.75	6HX	E835M12	12.00	110.00	86.02	23.00	4	0.367 x 0.275	HSS-E-PM	DIN/ANSI	
				.472	4.330	3.386	.906					
M14	2.00	6HX	E835M14	14.00	110.00	84.82	23.00	4	0.429 x 0.322	HSS-E-PM	DIN/ANSI	
				.551	4.330	3.339	.906					
M16	2.00	6HX	E835M16	16.00	110.00	70.86	23.00	4	0.480 x 0.360	HSS-E-PM	DIN/ANSI	
				.629	4.330	2.789	.906					
M18	2.50	6HX	E835M18	18.00	125.00	84.69	30.00	4	0.542 x 0.406	HSS-E-PM	DIN/ANSI	
				.708	4.921	3.334	1.181					

Parametrelerle ilgili açıklamalar için, bkz sayfa (Ref 1) ve (Ref 2)




CoroTap™ 100

E825

THFT
THCHT
ULDR (xTD)
KAPLAMA

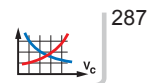
M
E
2.0
CoolTop



K

TDZ	TP	TCTR	Sipariş kodu	Ölçüler, mm, (inç)								
				TD	LF	LU	THLGTH	NOF	CZC_MS	ALT KATMAN	BSG	
M6	1.00	6HX	E825M6	6.00 .236	80.00 3.149	25.59 1.007	15.00 .591	4	0.255 x 0.191	HSS-E-PM	DIN/ANSI	
M8	1.25	6HX	E825M8	8.00 .314	90.00 3.543	30.20 1.189	18.00 .709	4	0.318 x 0.238	HSS-E-PM	DIN/ANSI	
M10	1.50	6HX	E825M10	10.00 .393	100.00 3.937	32.80 1.291	20.00 .787	4	0.381 x 0.286	HSS-E-PM	DIN/ANSI	
M12	1.75	6HX	E825M12	12.00 .472	110.00 4.330	86.02 3.386	23.00 .906	4	0.367 x 0.275	HSS-E-PM	DIN/ANSI	
M14	2.00	6HX	E825M14	14.00 .551	110.00 4.330	84.82 3.339	23.00 .906	4	0.429 x 0.322	HSS-E-PM	DIN/ANSI	
M16	2.00	6HX	E825M16	16.00 .629	110.00 4.330	70.86 2.789	23.00 .906	4	0.480 x 0.360	HSS-E-PM	DIN/ANSI	
M18	2.50	6HX	E825M18	18.00 .708	125.00 4.921	84.69 3.334	30.00 1.181	4	0.542 x 0.406	HSS-E-PM	DIN/ANSI	

Parametrelerle ilgili açıklamalar için, bkz sayfa (Ref 1) ve (Ref 2)

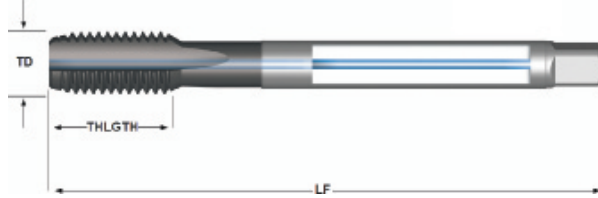


CoroTap™ 100

E837

THFT
THCMT
ULDR (xTD)
KAPLAMA

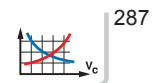
M
C
2.5
CoolTop



K

				Ölçüler, mm, (inç)								
TDZ	TP	TCTR	Sipariş kodu	TD	LF	LU	THLGTH	NOF	CZC_MS	ALT KATMAN	BSG	
M6	1.00	6HX	E837M6	6.00	80.00	25.59	15.00	4	0.255 x 0.191	HSS-E-PM	DIN/ANSI	
				.236	3.149	1.007	.591					
M8	1.25	6HX	E837M8	8.00	90.00	30.20	18.00	4	0.318 x 0.238	HSS-E-PM	DIN/ANSI	
				.314	3.543	1.189	.709					
M10	1.50	6HX	E837M10	10.00	100.00	32.80	20.00	4	0.381 x 0.286	HSS-E-PM	DIN/ANSI	
				.393	3.937	1.291	.787					
M12	1.75	6HX	E837M12	12.00	110.00	86.02	23.00	4	0.367 x 0.275	HSS-E-PM	DIN/ANSI	
				.472	4.330	3.386	.906					
M14	2.00	6HX	E837M14	14.00	110.00	84.82	23.00	4	0.429 x 0.322	HSS-E-PM	DIN/ANSI	
				.551	4.330	3.339	.906					
M16	2.00	6HX	E837M16	16.00	110.00	70.86	23.00	4	0.480 x 0.360	HSS-E-PM	DIN/ANSI	
				.629	4.330	2.789	.906					
M20	2.50	6HX	E837M20	20.00	140.00	97.58	30.00	4	0.652 x 0.489	HSS-E-PM	DIN/ANSI	
				.787	5.511	3.841	1.181					

Parametrelerle ilgili açıklamalar için, bkz sayfa (Ref 1) ve (Ref 2)




CoroTap™ 100

E827

THFT
THCHT
ULDR (xTD)
KAPLAMA

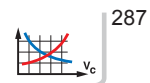
M
E
2.5
CoolTop



K

TDZ	TP	TCTR	Sipariş kodu	Ölçüler, mm, (inç)								
				TD	LF	LU	THLGTH	NOF	CZC_MS	ALT KATMAN	BSG	
M6	1.00	6HX	E827M6	6.00 .236	80.00 3.149	25.59 1.007	15.00 .591	4	0.255 x 0.191	HSS-E-PM	DIN/ANSI	
M8	1.25	6HX	E827M8	8.00 .314	90.00 3.543	30.20 1.189	18.00 .709	4	0.318 x 0.238	HSS-E-PM	DIN/ANSI	
M10	1.50	6HX	E827M10	10.00 .393	100.00 3.937	32.80 1.291	20.00 .787	4	0.381 x 0.286	HSS-E-PM	DIN/ANSI	
M12	1.75	6HX	E827M12	12.00 .472	110.00 4.330	86.02 3.386	23.00 .906	4	0.367 x 0.275	HSS-E-PM	DIN/ANSI	
M14	2.00	6HX	E827M14	14.00 .551	110.00 4.330	84.82 3.339	23.00 .906	4	0.429 x 0.322	HSS-E-PM	DIN/ANSI	
M16	2.00	6HX	E827M16	16.00 .629	110.00 4.330	70.86 2.789	23.00 .906	4	0.480 x 0.360	HSS-E-PM	DIN/ANSI	
M20	2.50	6HX	E827M20	20.00 .787	140.00 5.511	97.58 3.841	30.00 1.181	4	0.652 x 0.489	HSS-E-PM	DIN/ANSI	

Parametrelerle ilgili açıklamalar için, bkz sayfa (Ref 1) ve (Ref 2)

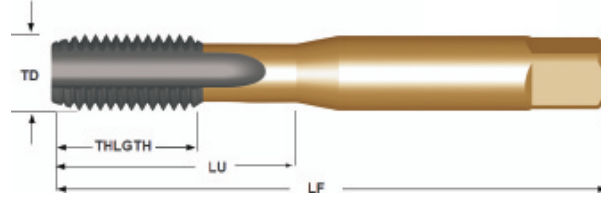


CoroTap™ 100

E053

THFT
THCHT
ULDR (xTD)
KAPLAMA

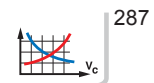
M
C
2.0
CoolTop



K


				Ölçüler, mm, (inç)								
TDZ	TP	TCTR	Sipariş kodu	TD	LF	LU	THLGTH	NOF	CZC_MS	ALT KATMAN	BSG	
M3	0.50	6HX	E053M3	3.00	48.00	12.50	17.00	3	3.15 x 2.50	HSS-E	ISO 529	
				.118	1.889	.492	.669					
M4	0.70	6HX	E053M4	4.00	53.00	14.00	17.00	4	4.00 x 3.15	HSS-E	ISO 529	
				.157	2.086	.551	.669					
M5	0.80	6HX	E053M5	5.00	58.00	22.00	11.20	4	5.00 x 4.00	HSS-E	ISO 529	
				.196	2.283	.866	.441					
M6	1.00	6HX	E053M6	6.00	66.00	26.00	13.20	4	6.30 x 5.00	HSS-E	ISO 529	
				.236	2.598	1.023	.520					
M8	1.25	6HX	E053M8	8.00	72.00	29.00	16.30	4	8.00 x 6.30	HSS-E	ISO 529	
				.314	2.834	1.141	.642					
M10	1.50	6HX	E053M10	10.00	80.00	34.00	18.10	4	10.00 x 8.00	HSS-E	ISO 529	
				.393	3.149	1.338	.713					
M12	1.75	6HX	E053M12	12.00	89.00	62.00	22.50	4	9.00 x 7.10	HSS-E	ISO 529	
				.472	3.503	2.440	.886					
M14	2.00	6HX	E053M14	14.00	95.00	66.00	24.50	4	11.20 x 9.00	HSS-E	ISO 529	
				.551	3.740	2.598	.965					
M16	2.00	6HX	E053M16	16.00	102.00	59.00	24.50	4	12.50 x 10.00	HSS-E	ISO 529	
				.629	4.015	2.322	.965					
M20	2.50	6HX	E053M20	20.00	112.00	68.00	29.50	4	14.00 x 11.20	HSS-E	ISO 529	
				.787	4.409	2.677	1.161					

Parametrelerle ilgili açıklamalar için, bkz sayfa (Ref 1) ve (Ref 2)



CoroTap™ 100

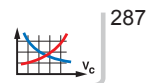
E352

THFT
THCHT
ULDR (xTD)M
C
2.0

N


TDZ	TP	TCTR	Sipariş kodu	Ölçüler, mm, (inç)							
				TD	LF	LU	THLGTH	NOF	CZC_MS	ALT KATMAN	BSG
M3	0.50	6H	E352M3	3.00 .118	56.00 2.204	18.00 .708	9.00 .354	3	3.50 x 2.70	HSS-E-PM	DIN 371
M4	0.70	6H	E352M4	4.00 .157	63.00 2.480	21.00 .826	12.00 .472	3	4.50 x 3.40	HSS-E-PM	DIN 371
M5	0.80	6H	E352M5	5.00 .196	70.00 2.755	25.00 .984	13.00 .512	3	6.00 x 4.90	HSS-E-PM	DIN 371
M6	1.00	6H	E352M6	6.00 .236	80.00 3.149	30.00 1.181	15.00 .591	3	6.00 x 4.90	HSS-E-PM	DIN 371
M8	1.25	6H	E352M8	8.00 .314	90.00 3.543	35.00 1.377	18.00 .709	3	8.00 x 6.20	HSS-E-PM	DIN 371
M10	1.50	6H	E352M10	10.00 .393	100.00 3.937	39.00 1.535	20.00 .787	3	10.00 x 8.00	HSS-E-PM	DIN 371

Parametrelerle ilgili açıklamalar için, bkz sayfa (Ref 1) ve (Ref 2)



CoroTap™ 100

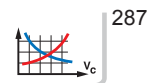
E353

THFT
THCMT
ULDR (xTD)M
C
2.0

N

				Ölçüler, mm, (inç)							
TDZ	TP	TCTR	Sipariş kodu	TD	LF	LU	THLGTH	NOF	CZC_MS	ALT KATMAN	BSG
M12	1.75	6H	E353M12	12.00 .472	110.00 4.330	83.00 3.267	23.00 .906	3	9.00 x 7.00	HSS-E-PM	DIN 376
M14	2.00	6H	E353M14	14.00 .551	110.00 4.330	81.00 3.188	25.00 .984	4	11.00 x 9.00	HSS-E-PM	DIN 376
M16	2.00	6H	E353M16	16.00 .629	110.00 4.330	68.00 2.677	25.00 .984	4	12.00 x 9.00	HSS-E-PM	DIN 376

Parametrelerle ilgili açıklamalar için, bkz sayfa (Ref 1) ve (Ref 2)

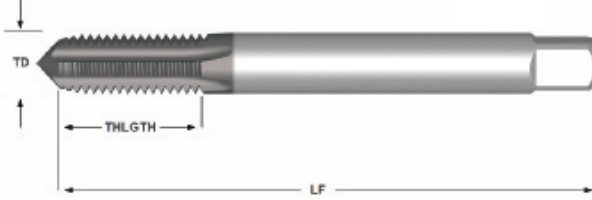


CoroTap™ 100

T110

THFT
THCHT
ULDR (xTD)
KAPLAMA

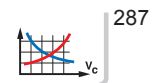
M
C
2.0
CoolTop



H

			Ölçüler, mm, (inç)									
TDZ	TP	TCTR	Sipariş kodu	TD	LF	LU	THLGTH	NOF	CZC_MS	ALT KATMAN	BSG	
M3	0.50	6HX	T110M3	3.00	56.00	35.00	8.00	4	3.50 x 2.70	HM	DIN 371	
				.118	2.204	1.377	.315					
M4	0.70	6HX	T110M4	4.00	63.00	42.00	11.00	5	4.50 x 3.40	HM	DIN 371	
				.157	2.480	1.653	.433					
M5	0.80	6HX	T110M5	5.00	70.00	47.00	13.50	5	6.00 x 4.90	HM	DIN 371	
				.196	2.755	1.850	.531					
M6	1.00	6HX	T110M6	6.00	80.00	57.00	16.50	5	6.00 x 4.90	HM	DIN 371	
				.236	3.149	2.244	.650					
M8	1.25	6HX	T110M8	8.00	90.00	66.00	21.50	5	8.00 x 6.20	HM	DIN 371	
				.314	3.543	2.598	.846					
M10	1.50	6HX	T110M10	10.00	100.00	72.00	27.00	5	10.00 x 8.00	HM	DIN 371	
				.393	3.937	2.834	1.063					
M12	1.75	6HX	T110M12	12.00	110.00	70.00	32.00	6	12.00 x 9.00	HM	DIN 371	
				.472	4.330	2.755	1.260					

Parametrelerle ilgili açıklamalar için, bkz sayfa (Ref 1) ve (Ref 2)

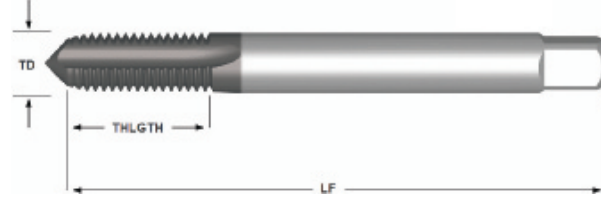


CoroTap™ 100

T100

THFT
THCMT
ULDR (xTD)
KAPLAMA

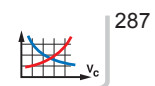
M
C
2.0
CoolTop



H

TDZ	TP	TCTR	Sipariş kodu	Ölçüler, mm, (inç)								
				TD	LF	LU	THLGTH	NOF	CZC_MS	ALT KATMAN	BSG	
M3	0.50	6H	T100M3	3.00	56.00	35.00	10.00	3	3.50 x 2.70	HM	DIN 371	
				.118	2.204	1.377	.394					
M4	0.70	6H	T100M4	4.00	63.00	42.00	13.00	3	4.50 x 3.40	HM	DIN 371	
				.157	2.480	1.653	.512					
M5	0.80	6H	T100M5	5.00	70.00	47.00	16.00	3	6.00 x 4.90	HM	DIN 371	
				.196	2.755	1.850	.630					
M6	1.00	6H	T100M6	6.00	80.00	57.00	20.00	3	6.00 x 4.90	HM	DIN 371	
				.236	3.149	2.244	.787					
M8	1.25	6H	T100M8	8.00	90.00	66.00	25.00	3	8.00 x 6.20	HM	DIN 371	
				.314	3.543	2.598	.984					
M10	1.50	6H	T100M10	10.00	100.00	72.00	30.00	3	10.00 x 8.00	HM	DIN 371	
				.393	3.937	2.834	1.181					
M12	1.75	6H	T100M12	12.00	110.00	70.00	36.00	3	12.00 x 9.00	HM	DIN 371	
				.472	4.330	2.755	1.417					

Parametrelerle ilgili açıklamalar için, bkz sayfa (Ref 1) ve (Ref 2)




CoroTap™ 100

ES13K

THFT
THCHT
ULDR (xTD)
KAPLAMA

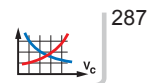
MF
C
2.0
CoolTop



K

TDZ	TP	TCTR	Sipariş kodu	Ölçüler, mm, (inç)								
				TD	LF	LU	THLGTH	NOF	CZC_MS	ALT KATMAN	BSG	
MF 10x1.0	1.00	6HX	ES13KM10X1.0	10.00	90.00	67.00	20.00	4	7.00 x 5.50	HSS-E-PM	DIN 374	
				.393	3.543	2.637	.787					
MF 10x1.25	1.25	6HX	ES13KM10X1.25	10.00	100.00	77.00	20.00	4	7.00 x 5.50	HSS-E-PM	DIN 374	
				.393	3.937	3.031	.787					
MF 12x1.25	1.25	6HX	ES13KM12X1.25	12.00	100.00	73.00	21.00	4	9.00 x 7.00	HSS-E-PM	DIN 374	
				.472	3.937	2.874	.827					
MF 12x1.5	1.50	6HX	ES13KM12X1.5	12.00	100.00	73.00	21.00	4	9.00 x 7.00	HSS-E-PM	DIN 374	
				.472	3.937	2.874	.827					
MF 14x1.5	1.50	6HX	ES13KM14X1.5	14.00	100.00	71.00	21.00	4	11.00 x 9.00	HSS-E-PM	DIN 374	
				.551	3.937	2.795	.827					
MF 16x1.5	1.50	6HX	ES13KM16X1.5	16.00	100.00	58.00	21.00	4	12.00 x 9.00	HSS-E-PM	DIN 374	
				.629	3.937	2.283	.827					
MF 18x1.5	1.50	6HX	ES13KM18X1.5	18.00	110.00	66.00	24.00	4	14.00 x 11.00	HSS-E-PM	DIN 374	
				.708	4.330	2.598	.945					
MF 20x1.5	1.50	6HX	ES13KM20X1.5	20.00	125.00	80.00	24.00	4	16.00 x 12.00	HSS-E-PM	DIN 374	
				.787	4.921	3.149	.945					

Parametrelerle ilgili açıklamalar için, bkz sayfa (Ref 1) ve (Ref 2)

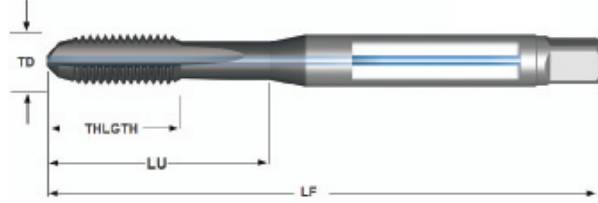


CoroTap™ 100

T120

THFT
THCMT
ULDR (xTD)
KAPLAMA

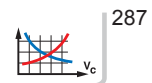
MF
C
2.5
CoolTop



K

			Ölçüler, mm, (inç)									
TDZ	TP	TCTR	Sipariş kodu	TD	LF	LU	THLGTH	NOF	CZC_MS	ALT KATMAN	BSG	
MF 8x1.0	1.00	6HX	T120M8X1.0	8.00	90.00	67.00	12.00	4	6.00 x 4.90	HM	DIN 374	
				.314	3.543	2.637	.472					
MF 10x1.0	1.00	6HX	T120M10X1.0	10.00	90.00	67.00	14.00	4	7.00 x 5.50	HM	DIN 374	
				.393	3.543	2.637	.551					
MF 12x1.5	1.50	6HX	T120M12X1.5	12.00	100.00	73.00	20.00	4	9.00 x 7.00	HM	DIN 374	
				.472	3.937	2.874	.787					
MF 14x1.5	1.50	6HX	T120M14X1.5	14.00	100.00	71.00	21.00	4	11.00 x 9.00	HM	DIN 374	
				.551	3.937	2.795	.827					

Parametrelerle ilgili açıklamalar için, bkz sayfa (Ref 1) ve (Ref 2)




CoroTap™ 100

E836

THFT
THCHT
ULDR (xTD)
KAPLAMA

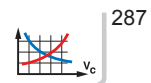
MF
C
2.0
CoolTop



K

			Ölçüler, mm, (inç)									
TDZ	TP	TCTR	Sipariş kodu	TD	LF	LU	THLGTH	NOF	CZC_MS	ALT KATMAN	BSG	
MF 10x1.0	1.00	6HX	E836M10X1.0	10.00	100.00	32.80	19.99	4	0.381 x 0.286	HSS-E-PM	DIN/ANSI	
				.393	3.937	1.291	.787					
MF 10x1.25	1.25	6HX	E836M10X1.25	10.00	100.00	32.80	19.99	4	0.381 x 0.286	HSS-E-PM	DIN/ANSI	
				.393	3.937	1.291	.787					
MF 12x1.25	1.25	6HX	E836M12X1.25	12.00	110.00	86.02	23.01	4	0.367 x 0.275	HSS-E-PM	DIN/ANSI	
				.472	4.330	3.386	.906					
MF 12x1.5	1.50	6HX	E836M12X1.5	12.00	110.00	86.02	23.01	4	0.367 x 0.275	HSS-E-PM	DIN/ANSI	
				.472	4.330	3.386	.906					
MF 14x1.5	1.50	6HX	E836M14X1.5	14.00	110.00	84.82	23.01	4	0.429 x 0.322	HSS-E-PM	DIN/ANSI	
				.551	4.330	3.339	.906					

Parametrelerle ilgili açıklamalar için, bkz sayfa (Ref 1) ve (Ref 2)




CoroTap™ 100

E838

THFT
THCMT
ULDR (xTD)
KAPLAMA

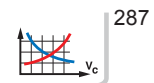
MF
C
2.5
CoolTop



K

				Ölçüler, mm, (inç)								
TDZ	TP	TCTR	Sipariş kodu	TD	LF	LU	THLGTH	NOF	CZC_MS	ALT KATMAN	BSG	
MF 10x1.25	1.25	6HX	E838M10X1.25	10.00	100.00	32.80	19.99	4	0.381 x 0.286	HSS-E-PM	DIN/ANSI	
				.393	3.937	1.291	.787					
MF 12x1.5	1.50	6HX	E838M12X1.5	12.00	110.00	86.02	23.01	4	0.367 x 0.275	HSS-E-PM	DIN/ANSI	
				.472	4.330	3.386	.906					
MF 14x1.5	1.50	6HX	E838M14X1.5	14.00	110.00	84.82	23.01	4	0.429 x 0.322	HSS-E-PM	DIN/ANSI	
				.551	4.330	3.339	.906					

Parametrelerle ilgili açıklamalar için, bkz sayfa (Ref 1) ve (Ref 2)

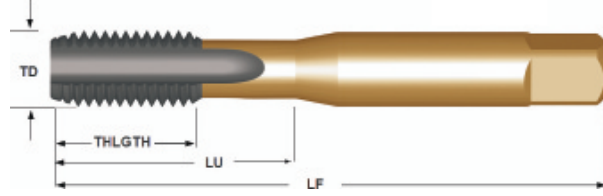


CoroTap™ 100

E054

THFT
THCHT
ULDR (xTD)
KAPLAMA

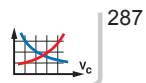
MF
C
2.0
CoolTop



K

			Ölçüler, mm, (inç)									
TDZ	TP	TCTR	Sipariş kodu	TD	LF	LU	THLGTH	NOF	CZC_MS	ALT KATMAN	BSG	
MF 8x1.0	1.00	6HX	E054M8X1.0	8.00	72.00	29.00	16.30	4	8.00 x 6.30	HSS-E	ISO 529	
				.314	2.834	1.141	.642					
MF 10x1.0	1.00	6HX	E054M10X1.0	10.00	80.00	34.00	18.10	4	10.00 x 8.00	HSS-E	ISO 529	
				.393	3.149	1.338	.713					
MF 10x1.25	1.25	6HX	E054M10X1.25	10.00	80.00	34.00	18.10	4	10.00 x 8.00	HSS-E	ISO 529	
				.393	3.149	1.338	.713					
MF 12x1.0	1.00	6HX	E054M12X1.0	12.00	89.00	62.00	22.50	4	9.00 x 7.10	HSS-E	ISO 529	
				.472	3.503	2.440	.886					
MF 12x1.25	1.25	6HX	E054M12X1.25	12.00	89.00	62.00	22.50	4	9.00 x 7.10	HSS-E	ISO 529	
				.472	3.503	2.440	.886					
MF 12x1.5	1.50	6HX	E054M12X1.5	12.00	89.00	62.00	22.50	4	9.00 x 7.10	HSS-E	ISO 529	
				.472	3.503	2.440	.886					
MF 14x1.25	1.25	6HX	E054M14X1.25	14.00	95.00	66.00	24.50	4	11.20 x 9.00	HSS-E	ISO 529	
				.551	3.740	2.598	.965					
MF 14x1.5	1.50	6HX	E054M14X1.5	14.00	95.00	66.00	24.50	4	11.20 x 9.00	HSS-E	ISO 529	
				.551	3.740	2.598	.965					
MF 16x1.5	1.50	6HX	E054M16X1.5	16.00	102.00	59.00	24.50	4	12.50 x 10.00	HSS-E	ISO 529	
				.629	4.015	2.322	.965					

Parametrelerle ilgili açıklamalar için, bkz sayfa (Ref 1) ve (Ref 2)




CoroTap™ 100

E830

THFT
THCMT
ULDR (xTD)
KAPLAMA

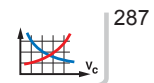
UNC
C
2.0
CoolTop



K

		Ölçüler, mm, (inç)									
TDZ	TCTR	Sipariş kodu	TD	LF	LU	THLGTH	NOF	CZC_MS	ALT KATMAN	BSG	
UNC 1/4-20	2BX	E8301/4	6.35	80.00	25.59	15.00	4	0.255 x 0.191	HSS-E-PM	DIN/ANSI	
			.250	3.149	1.007	.591					
UNC 5/16-18	2BX	E8305/16	7.94	90.00	30.20	18.00	4	0.318 x 0.238	HSS-E-PM	DIN/ANSI	
			.312	3.543	1.189	.709					
UNC 3/8-16	2BX	E8303/8	9.52	100.00	32.80	20.00	4	0.381 x 0.286	HSS-E-PM	DIN/ANSI	
			.375	3.937	1.291	.787					
UNC 7/16-14	2BX	E8307/16	11.11	100.00	72.60	20.00	4	0.323 x 0.242	HSS-E-PM	DIN/ANSI	
			.437	3.937	2.858	.787					
UNC 1/2-13	2BX	E8301/2	12.70	110.00	81.80	23.00	4	0.367 x 0.275	HSS-E-PM	DIN/ANSI	
			.500	4.330	3.220	.906					
UNC 5/8-11	2BX	E8305/8	15.88	110.00	65.80	23.00	4	0.480 x 0.360	HSS-E-PM	DIN/ANSI	
			.625	4.330	2.590	.906					
UNC 3/4-10	2BX	E8303/4	19.05	125.00	77.50	30.00	4	0.590 x 0.442	HSS-E-PM	DIN/ANSI	
			.750	4.921	3.051	1.181					
UNC 7/8-9	2BX	E8307/8	22.22	140.00	90.90	34.00	4	0.697 x 0.523	HSS-E-PM	DIN/ANSI	
			.875	5.511	3.578	1.339					

Parametrelerle ilgili açıklamalar için, bkz sayfa (Ref 1) ve (Ref 2)




CoroTap™ 100

E839

THFT
THCHT
ULDR (xTD)
KAPLAMA

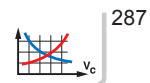
UNC
E
2.0
CoolTop



K

		Ölçüler, mm, (inç)									
TDZ	TCTR	Sipariş kodu	TD	LF	LU	THLGTH	NOF	CZC_MS	ALT KATMAN	BSG	
UNC 1/4-20	2BX	E8391/4	6.35	80.00	25.59	15.00	4	0.255 x 0.191	HSS-E-PM	DIN/ANSI	
			.250	3.149	1.007	.591					
UNC 5/16-18	2BX	E8395/16	7.94	90.00	30.20	18.00	4	0.318 x 0.238	HSS-E-PM	DIN/ANSI	
			.312	3.543	1.189	.709					
UNC 3/8-16	2BX	E8393/8	9.52	100.00	32.80	20.00	4	0.381 x 0.286	HSS-E-PM	DIN/ANSI	
			.375	3.937	1.291	.787					
UNC 7/16-14	2BX	E8397/16	11.11	100.00	72.60	20.00	4	0.323 x 0.242	HSS-E-PM	DIN/ANSI	
			.437	3.937	2.858	.787					
UNC 1/2-13	2BX	E8391/2	12.70	110.00	81.80	23.00	4	0.367 x 0.275	HSS-E-PM	DIN/ANSI	
			.500	4.330	3.220	.906					
UNC 5/8-11	2BX	E8395/8	15.88	110.00	65.80	23.00	4	0.480 x 0.360	HSS-E-PM	DIN/ANSI	
			.625	4.330	2.590	.906					
UNC 3/4-10	2BX	E8393/4	19.05	125.00	77.50	30.00	4	0.590 x 0.442	HSS-E-PM	DIN/ANSI	
			.750	4.921	3.051	1.181					
UNC 7/8-9	2BX	E8397/8	22.22	140.00	90.90	34.00	4	0.697 x 0.523	HSS-E-PM	DIN/ANSI	
			.875	5.511	3.578	1.339					

Parametrelerle ilgili açıklamalar için, bkz sayfa (Ref 1) ve (Ref 2)




CoroTap™ 100

E832

THFT
THCMT
ULDR (xTD)
KAPLAMA

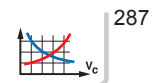
UNC
C
2.5
CoolTop



K

		Ölçüler, mm, (inç)									
TDZ	TCTR	Sipariş kodu	TD	LF	LU	THLGTH	NOF	CZC_MS	ALT KATMAN	BSG	
UNC 1/4-20	2BX	E8321/4	6.35	80.00	25.59	15.00	4	0.255 x 0.191	HSS-E-PM	DIN/ANSI	
			.250	3.149	1.007	.591					
UNC 5/16-18	2BX	E8325/16	7.94	90.00	30.20	18.00	4	0.318 x 0.238	HSS-E-PM	DIN/ANSI	
			.312	3.543	1.189	.709					
UNC 3/8-16	2BX	E8323/8	9.52	100.00	32.80	20.00	4	0.381 x 0.286	HSS-E-PM	DIN/ANSI	
			.375	3.937	1.291	.787					
UNC 7/16-14	2BX	E8327/16	11.11	100.00	72.60	20.00	4	0.323 x 0.242	HSS-E-PM	DIN/ANSI	
			.437	3.937	2.858	.787					
UNC 1/2-13	2BX	E8321/2	12.70	110.00	81.80	23.00	4	0.367 x 0.275	HSS-E-PM	DIN/ANSI	
			.500	4.330	3.220	.906					

Parametrelerle ilgili açıklamalar için, bkz sayfa (Ref 1) ve (Ref 2)




CoroTap™ 100

E822

THFT
THCHT
ULDR (xTD)
KAPLAMA

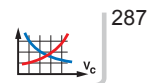
UNC
E
2.5
CoolTop



K

		Ölçüler, mm, (inç)									
TDZ	TCTR	Sipariş kodu	TD	LF	LU	THLGTH	NOF	CZC_MS	ALT KATMAN	BSG	
UNC 1/4-20	2BX	E8221/4	6.35 .250	80.00 3.149	25.59 1.007	15.00 .591	4	0.255 x 0.191	HSS-E-PM	DIN/ANSI	
UNC 5/16-18	2BX	E8225/16	7.94 .312	90.00 3.543	30.20 1.189	18.00 .709	4	0.318 x 0.238	HSS-E-PM	DIN/ANSI	
UNC 3/8-16	2BX	E8223/8	9.52 .375	100.00 3.937	32.80 1.291	20.00 .787	4	0.381 x 0.286	HSS-E-PM	DIN/ANSI	
UNC 7/16-14	2BX	E8227/16	11.11 .437	100.00 3.937	72.60 2.858	20.00 .787	4	0.323 x 0.242	HSS-E-PM	DIN/ANSI	
UNC 1/2-13	2BX	E8221/2	12.70 .500	110.00 4.330	81.80 3.220	23.00 .906	4	0.367 x 0.275	HSS-E-PM	DIN/ANSI	

Parametrelerle ilgili açıklamalar için, bkz sayfa (Ref 1) ve (Ref 2)

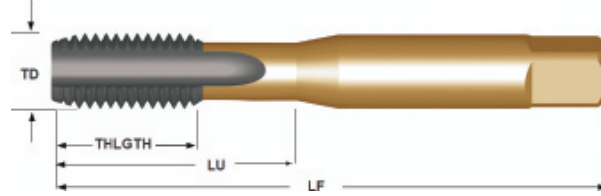


CoroTap™ 100

E059

THFT
THCHT
ULDR (xTD)
KAPLAMA


UNC
C
2.0
CoolTop



K

		Ölçüler, mm, (inç)									
TDZ	TCTR	Sipariş kodu	TD	LF	LU	THLGTH	NOF	CZC_MS	ALT KATMAN	BSG	
UNC 1/4-20	2B	E0591/4	6.35	66.00	26.00	13.20	4	6.30 x 5.00	HSS-E	ISO 529	
			.250	2.598	1.023	.520					
UNC 5/16-18	2B	E0595/16	7.94	72.00	29.00	16.30	4	8.00 x 6.30	HSS-E	ISO 529	
			.312	2.834	1.141	.642					
UNC 3/8-16	2B	E0593/8	9.52	80.00	32.00	18.10	4	10.00 x 8.00	HSS-E	ISO 529	
			.375	3.149	1.259	.713					
UNC 1/2-13	2B	E0591/2	12.70	89.00	62.00	22.50	4	9.00 x 7.10	HSS-E	ISO 529	
			.500	3.503	2.440	.886					
UNC 5/8-11	2B	E0595/8	15.88	102.00	59.00	24.50	4	12.50 x 10.00	HSS-E	ISO 529	
			.625	4.015	2.322	.965					
UNC 3/4-10	2B	E0593/4	19.05	112.00	68.00	29.50	4	14.00 x 11.20	HSS-E	ISO 529	
			.750	4.409	2.677	1.161					

Parametrelerle ilgili açıklamalar için, bkz sayfa (Ref 1) ve (Ref 2)



287



248




276

CoroTap™ 100

E831

THFT
THCHT
ULDR (xTD)
KAPLAMA

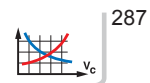
UNF
C
2.0
CoolTop



K

		Ölçüler, mm, (inç)									
TDZ	TCTR	Sipariş kodu	TD	LF	LU	THLGTH	NOF	CZC_MS	ALT KATMAN	BSG	
UNF 1/4-28	2BX	E8311/4	6.35	80.00	25.59	15.00	4	0.255 x 0.191	HSS-E-PM	DIN/ANSI	
			.250	3.149	1.007	.591					
UNF 5/16-24	2BX	E8315/16	7.94	90.00	30.20	18.00	4	0.318 x 0.238	HSS-E-PM	DIN/ANSI	
			.312	3.543	1.189	.709					
UNF 3/8-24	2BX	E8313/8	9.52	100.00	32.80	20.00	4	0.381 x 0.286	HSS-E-PM	DIN/ANSI	
			.375	3.937	1.291	.787					
UNF 7/16-20	2BX	E8317/16	11.11	100.00	72.60	20.00	4	0.323 x 0.242	HSS-E-PM	DIN/ANSI	
			.437	3.937	2.858	.787					
UNF 1/2-20	2BX	E8311/2	12.70	110.00	81.80	23.00	4	0.367 x 0.275	HSS-E-PM	DIN/ANSI	
			.500	4.330	3.220	.906					
UNF 5/8-18	2BX	E8315/8	15.88	110.00	65.80	23.00	4	0.480 x 0.360	HSS-E-PM	DIN/ANSI	
			.625	4.330	2.590	.906					
UNF 3/4-16	2BX	E8313/4	19.05	125.00	77.50	30.00	4	0.590 x 0.442	HSS-E-PM	DIN/ANSI	
			.750	4.921	3.051	1.181					
UNF 7/8-14	2BX	E8317/8	22.22	140.00	90.90	34.00	4	0.697 x 0.523	HSS-E-PM	DIN/ANSI	
			.875	5.511	3.578	1.339					

Parametrelerle ilgili açıklamalar için, bkz sayfa (Ref 1) ve (Ref 2)




CoroTap™ 100

E821

THFT
THCMT
ULDR (xTD)
KAPLAMA

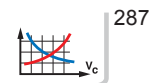
UNF
E
2.0
CoolTop



K

		Ölçüler, mm, (inç)									
TDZ	TCTR	Sipariş kodu	TD	LF	LU	THLGTH	NOF	CZC_MS	ALT KATMAN	BSG	
UNF 1/4-28	2BX	E8211/4	6.35	80.00	25.59	15.00	4	0.255 x 0.191	HSS-E-PM	DIN/ANSI	
			.250	3.149	1.007	.591					
UNF 5/16-24	2BX	E8215/16	7.94	90.00	65.50	18.00	4	0.318 x 0.238	HSS-E-PM	DIN/ANSI	
			.312	3.543	2.578	.709					
UNF 3/8-24	2BX	E8213/8	9.52	100.00	71.90	20.00	4	0.381 x 0.286	HSS-E-PM	DIN/ANSI	
			.375	3.937	2.830	.787					
UNF 7/16-20	2BX	E8217/16	11.11	100.00	72.60	20.00	4	0.323 x 0.242	HSS-E-PM	DIN/ANSI	
			.437	3.937	2.858	.787					
UNF 1/2-20	2BX	E8211/2	12.70	110.00	81.80	23.00	4	0.367 x 0.275	HSS-E-PM	DIN/ANSI	
			.500	4.330	3.220	.906					
UNF 5/8-18	2BX	E8215/8	15.88	110.00	65.80	23.00	4	0.480 x 0.360	HSS-E-PM	DIN/ANSI	
			.625	4.330	2.590	.906					
UNF 3/4-16	2BX	E8213/4	19.05	125.00	77.50	30.00	4	0.590 x 0.442	HSS-E-PM	DIN/ANSI	
			.750	4.921	3.051	1.181					

Parametrelerle ilgili açıklamalar için, bkz sayfa (Ref 1) ve (Ref 2)




CoroTap™ 100

E833

THFT
THCHT
ULDR (xTD)
KAPLAMA

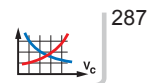
UNF
C
2.5
CoolTop



K

		Ölçüler, mm, (inç)									
TDZ	TCTR	Sipariş kodu	TD	LF	LU	THLGTH	NOF	CZC_MS	ALT KATMAN	BSG	
UNF 1/4-28	2BX	E8331/4	6.35 .250	80.00 3.149	25.59 1.007	15.00 .591	4	0.255 x 0.191	HSS-E-PM	DIN/ANSI	
UNF 5/16-24	2BX	E8335/16	7.94 .312	90.00 3.543	30.20 1.189	18.00 .709	4	0.318 x 0.238	HSS-E-PM	DIN/ANSI	
UNF 3/8-24	2BX	E8333/8	9.52 .375	100.00 3.937	32.80 1.291	20.00 .787	4	0.381 x 0.286	HSS-E-PM	DIN/ANSI	
UNF 7/16-20	2BX	E8337/16	11.11 .437	100.00 3.937	72.60 2.858	20.00 .787	4	0.323 x 0.242	HSS-E-PM	DIN/ANSI	
UNF 1/2-20	2BX	E8331/2	12.70 .500	110.00 4.330	81.80 3.220	23.00 .906	4	0.367 x 0.275	HSS-E-PM	DIN/ANSI	

Parametrelerle ilgili açıklamalar için, bkz sayfa (Ref 1) ve (Ref 2)




CoroTap™ 100

E823

THFT
THCHT
ULDR (xTD)
KAPLAMA

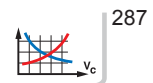
UNF
E
2.5
CoolTop



K

		Ölçüler, mm, (inç)									
TDZ	TCTR	Sipariş kodu	TD	LF	LU	THLGTH	NOF	CZC_MS	ALT KATMAN	BSG	
UNF 1/4-28	2BX	E8231/4	6.35	80.00	25.59	15.00	4	0.255 x 0.191	HSS-E-PM	DIN/ANSI	
			.250	3.149	1.007	.591					
UNF 7/16-20	2BX	E8237/16	11.11	100.00	72.60	20.00	4	0.323 x 0.242	HSS-E-PM	DIN/ANSI	
			.437	3.937	2.858	.787					
UNF 1/2-20	2BX	E8231/2	12.70	110.00	81.80	23.00	4	0.367 x 0.275	HSS-E-PM	DIN/ANSI	
			.500	4.330	3.220	.906					

Parametrelerle ilgili açıklamalar için, bkz sayfa (Ref 1) ve (Ref 2)




CoroTap™ 100

E416

THFT
THCHT
ULDR (xTD)
KAPLAMA

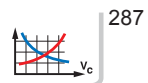
G
C
2.0
N



K

TDZ	TCTR	Sipariş kodu	Ölçüler, mm, (inç)							
			TD	LF	LU	THLGTH	NOF	CZC_MS	ALT KATMAN	BSG
G 1/8-28	NORMAL	E4161/8	9.73	90.00	67.00	20.00	4	7.00 x 5.50	HSS-E	DIN 5156
			.382	3.543	2.637	.787				
G 1/4-19	NORMAL	E4161/4	13.16	100.00	71.00	21.00	4	11.00 x 9.00	HSS-E	DIN 5156
			.517	3.937	2.795	.827				
G 3/8-19	NORMAL	E4163/8	16.66	100.00	58.00	21.00	5	12.00 x 9.00	HSS-E	DIN 5156
			.655	3.937	2.283	.827				
G 1/2-14	NORMAL	E4161/2	20.96	125.00	80.00	24.00	5	16.00 x 12.00	HSS-E	DIN 5156
			.825	4.921	3.149	.945				
G 3/4-14	NORMAL	E4163/4	26.44	140.00	77.00	28.00	6	20.00 x 16.00	HSS-E	DIN 5156
			1.040	5.511	3.031	1.102				
G 1"-11	NORMAL	E4161	33.25	160.00	93.00	30.00	6	25.00 x 20.00	HSS-E	DIN 5156
			1.309	6.299	3.661	1.181				

Parametrelerle ilgili açıklamalar için, bkz sayfa (Ref 1) ve (Ref 2)




CoroTap™ 200

E324

THFT
THCHT
ULDR (xTD)
KAPLAMA

M
B
2.5
CoolTop

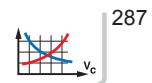


P

30-48 HRC

				Ölçüler, mm, (inç)								
TDZ	TP	TCTR	Sipariş kodu	TD	LF	LU	THLGTH	NOF	CZC_MS	ALT KATMAN	BSG	
M3	0.50	6H	E324M3	3.00	63.00	12.00	12.00	3	4.50 x 3.40	HSS-E-PM	COROMANT-DIN	
				.118	2.480	.472	.472					
M4	0.70	6H	E324M4	4.00	70.00	13.00	13.00	3	6.00 x 4.90	HSS-E-PM	COROMANT-DIN	
				.157	2.755	.512	.512					
M5	0.80	6H	E324M5	5.00	80.00	15.00	15.00	3	6.00 x 4.90	HSS-E-PM	COROMANT-DIN	
				.196	3.149	.591	.591					
M6	1.00	6H	E324M6	6.00	90.00	18.00	18.00	3	8.00 x 6.20	HSS-E-PM	COROMANT-DIN	
				.236	3.543	.709	.709					
M8	1.25	6H	E324M8	8.00	100.00	20.00	20.00	3	10.00 x 8.00	HSS-E-PM	COROMANT-DIN	
				.314	3.937	.787	.787					
M10	1.50	6H	E324M10	10.00	100.00	39.00	20.00	3	10.00 x 8.00	HSS-E-PM	COROMANT-DIN	
				.393	3.937	1.535	.787					

Parametrelerle ilgili açıklamalar için, bkz sayfa (Ref 1) ve (Ref 2)




CoroTap™ 200

E326

THFT
THCHT
ULDR (xTD)
KAPLAMA

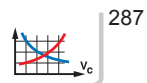
M
B
2.5
CoolTop



30-48 HRC

			Ölçüler, mm, (inç)									
TDZ	TP	TCTR	Sipariş kodu	TD	LF	LU	THLGTH	NOF	CZC_MS	ALT KATMAN	BSG	
M12	1.75	6H	E326M12	12.00	110.00	83.00	23.00	4	9.00 x 7.00	HSS-E-PM	DIN 376	
				.472	4.330	3.267	.906					
M14	2.00	6H	E326M14	14.00	110.00	81.00	25.00	4	11.00 x 9.00	HSS-E-PM	DIN 376	
				.551	4.330	3.188	.984					
M16	2.00	6H	E326M16	16.00	110.00	68.00	25.00	4	12.00 x 9.00	HSS-E-PM	DIN 376	
				.629	4.330	2.677	.984					
M18	2.50	6H	E326M18	18.00	125.00	81.00	30.00	4	14.00 x 11.00	HSS-E-PM	DIN 376	
				.708	4.921	3.188	1.181					
M20	2.50	6H	E326M20	20.00	140.00	95.00	30.00	4	16.00 x 12.00	HSS-E-PM	DIN 376	
				.787	5.511	3.740	1.181					

Parametrelerle ilgili açıklamalar için, bkz sayfa (Ref 1) ve (Ref 2)



287



248




276

CoroTap™ 200

E854

THFT
THCHT
ULDR (xTD)
KAPLAMA

M
B
2.5
CoolTop

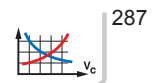


P

30-48 HRC

				Ölçüler, mm, (inç)							
TDZ	TP	TCTR	Sipariş kodu	TD	LF	LU	THLGTH	NOF	CZC_MS	ALT KATMAN	BSG
M3	0.50	6H	E854M3	3.00 .118	63.00 2.480	13.00 .512	13.00 .512	3	0.168 x 0.131	HSS-E-PM	DIN/ANSI
M4	0.70	6H	E854M4	4.00 .157	70.00 2.755	15.10 .594	15.10 .594	3	0.194 x 0.152	HSS-E-PM	DIN/ANSI
M5	0.80	6H	E854M5	5.00 .196	80.00 3.149	17.00 .669	17.00 .669	3	0.255 x 0.191	HSS-E-PM	DIN/ANSI
M6	1.00	6H	E854M6	6.00 .236	90.00 3.543	20.20 .795	20.20 .795	3	0.318 x 0.238	HSS-E-PM	DIN/ANSI
M8	1.25	6H	E854M8	8.00 .314	100.00 3.937	20.00 .787	20.00 .787	3	0.381 x 0.286	HSS-E-PM	DIN/ANSI
M10	1.50	6H	E854M10	10.00 .393	100.00 3.937	37.80 1.488	20.00 .787	3	0.381 x 0.286	HSS-E-PM	DIN/ANSI
M12	1.75	6H	E854M12	12.00 .472	110.00 4.330	86.02 3.386	23.00 .906	4	0.367 x 0.275	HSS-E-PM	DIN/ANSI
M14	2.00	6H	E854M14	14.00 .551	110.00 4.330	84.82 3.339	23.00 .906	4	0.429 x 0.322	HSS-E-PM	DIN/ANSI
M16	2.00	6H	E854M16	16.00 .629	110.00 4.330	70.86 2.789	23.00 .906	4	0.480 x 0.360	HSS-E-PM	DIN/ANSI
M18	2.50	6H	E854M18	18.00 .708	125.00 4.921	84.69 3.334	30.00 1.181	4	0.542 x 0.406	HSS-E-PM	DIN/ANSI
M20	2.50	6H	E854M20	20.00 .787	140.00 5.511	97.58 3.841	30.00 1.181	4	0.652 x 0.489	HSS-E-PM	DIN/ANSI

Parametrelerle ilgili açıklamalar için, bkz sayfa (Ref 1) ve (Ref 2)




CoroTap™ 200

EP03P

THFT
THCHT
ULDR (xTD)
KAPLAMA

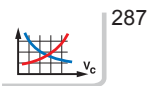
M
B
3.0
CoolTop



≤350HB

				Ölçüler, mm, (inç)								
TDZ	TP	TCTR	Sipariş kodu	TD	LF	LU	THLGTH	NOF	CZC_MS	ALT KATMAN	BSG	
M1	0.25	5HX	EP03PM1	1.00	40.00	20.00	5.00	2	2.50 x 2.10	HSS-E-PM	DIN 371	
				.039	1.574	.787	.197					
M1.2	0.25	5HX	EP03PM1.2	1.20	40.00	20.00	5.00	2	2.50 x 2.10	HSS-E-PM	DIN 371	
				.047	1.574	.787	.197					
M1.4	0.30	5HX	EP03PM1.4	1.40	40.00	20.00	6.50	2	2.50 x 2.10	HSS-E-PM	DIN 371	
				.055	1.574	.787	.256					
M1.6	0.35	6HX	EP03PM1.6	1.60	40.00	20.00	7.00	2	2.50 x 2.10	HSS-E-PM	DIN 371	
				.062	1.574	.787	.276					
M1.8	0.35	6HX	EP03PM1.8	1.80	40.00	20.00	7.00	2	2.50 x 2.10	HSS-E-PM	DIN 371	
				.070	1.574	.787	.276					
M2	0.40	6HX	EP03PM2	2.00	45.00	9.00	6.00	2	2.80 x 2.10	HSS-E-PM	DIN 371	
				.078	1.771	.354	.236					
M2.2	0.45	6HX	EP03PM2.2	2.20	45.00	12.00	7.00	2	2.80 x 2.10	HSS-E-PM	DIN 371	
				.086	1.771	.472	.276					
M2.3	0.40	6HX	EP03PM2.3	2.30	45.00	12.00	7.00	2	2.80 x 2.10	HSS-E-PM	DIN 371	
				.090	1.771	.472	.276					
M2.5	0.45	6HX	EP03PM2.5	2.50	50.00	12.50	8.00	2	2.80 x 2.10	HSS-E-PM	DIN 371	
				.098	1.968	.492	.315					
M2.6	0.45	6HX	EP03PM2.6	2.60	50.00	12.50	8.00	2	2.80 x 2.10	HSS-E-PM	DIN 371	
				.102	1.968	.492	.315					
M3	0.50	6HX	EP03PM3	3.00	56.00	18.00	8.90	3	3.50 x 2.70	HSS-E-PM	DIN 371	
				.118	2.204	.708	.350					
M3.5	0.60	6HX	EP03PM3.5	3.50	56.00	20.00	10.80	3	4.00 x 3.00	HSS-E-PM	DIN 371	
				.137	2.204	.787	.425					
M4	0.70	6HX	EP03PM4	4.00	63.00	21.00	11.70	3	4.50 x 3.40	HSS-E-PM	DIN 371	
				.157	2.480	.826	.461					
M4	0.70	6HX	EP03PM4DIN376	4.00	63.00	43.00	12.00	3	2.80 x 2.10	HSS-E-PM	DIN 376	
				.157	2.480	1.692	.472					
M5	0.80	6HX	EP03PM5	5.00	70.00	25.00	12.60	3	6.00 x 4.90	HSS-E-PM	DIN 371	
				.196	2.755	.984	.496					
M5	0.80	6HX	EP03PM5DIN376	5.00	70.00	49.00	13.20	3	3.50 x 2.70	HSS-E-PM	DIN 376	
				.196	2.755	1.929	.520					
M6	1.00	6HX	EP03PM6	6.00	80.00	30.00	14.50	3	6.00 x 4.90	HSS-E-PM	DIN 371	
				.236	3.149	1.181	.571					
M6	1.00	6HX	EP03PM6DIN376	6.00	80.00	59.00	15.10	3	4.50 x 3.40	HSS-E-PM	DIN 376	
				.236	3.149	2.322	.594					
M7	1.00	6HX	EP03PM7	7.00	80.00	30.00	14.50	3	7.00 x 5.50	HSS-E-PM	DIN 371	
				.275	3.149	1.181	.571					
M8	1.25	6HX	EP03PM8	8.00	90.00	35.00	17.40	3	8.00 x 6.20	HSS-E-PM	DIN 371	
				.314	3.543	1.377	.685					
M8	1.25	6HX	EP03PM8DIN376	8.00	90.00	67.00	18.00	3	6.00 x 4.90	HSS-E-PM	DIN 376	
				.314	3.543	2.637	.709					

Parametrelerle ilgili açıklamalar için, bkz sayfa (Ref 1) ve sayfa 7.




CoroTap™ 200

EP03P

THFT
THCHT
ULDR (xTD)
KAPLAMA


M
B
3.0
CoolTop



≤350HB

				Ölçüler, mm, (inç)							
TDZ	TP	TCTR	Sipariş kodu	TD	LF	LU	THLGTH	NOF	CZC_MS	ALT KATMAN	BSG
M10	1.50	6HX	EP03PM10	10.00	100.00	39.00	19.20	3	10.00 x 8.00	HSS-E-PM	DIN 371
				.393	3.937	1.535	.756				
M10	1.50	6HX	EP03PM10DIN376	10.00	100.00	77.00	19.80	3	7.00 x 5.50	HSS-E-PM	DIN 376
				.393	3.937	3.031	.780				
M12	1.75	6HX	EP03PM12	12.00	110.00	83.00	23.00	4	9.00 x 7.00	HSS-E-PM	DIN 376
				.472	4.330	3.267	.906				
M14	2.00	6HX	EP03PM14	14.00	110.00	81.00	25.00	4	11.00 x 9.00	HSS-E-PM	DIN 376
				.551	4.330	3.188	.984				
M16	2.00	6HX	EP03PM16	16.00	110.00	68.00	25.00	4	12.00 x 9.00	HSS-E-PM	DIN 376
				.629	4.330	2.677	.984				
M18	2.50	6HX	EP03PM18	18.00	125.00	81.00	30.00	4	14.00 x 11.00	HSS-E-PM	DIN 376
				.708	4.921	3.188	1.181				
M20	2.50	6HX	EP03PM20	20.00	140.00	95.00	30.00	4	16.00 x 12.00	HSS-E-PM	DIN 376
				.787	5.511	3.740	1.181				
M22	2.50	6HX	EP03PM22	22.00	140.00	93.00	34.00	4	18.00 x 14.50	HSS-E-PM	DIN 376
				.866	5.511	3.661	1.339				
M24	3.00	6HX	EP03PM24	24.00	160.00	113.00	38.00	4	18.00 x 14.50	HSS-E-PM	DIN 376
				.944	6.299	4.448	1.496				
M27	3.00	6HX	EP03PM27	27.00	160.00	97.00	38.00	4	20.00 x 16.00	HSS-E-PM	DIN 376
				1.062	6.299	3.818	1.496				
M30	3.50	6HX	EP03PM30	30.00	180.00	115.00	45.00	4	22.00 x 18.00	HSS-E-PM	DIN 376
				1.181	7.086	4.527	1.772				

Parametrelerle ilgili açıklamalar için, bkz sayfa (Ref 1) ve sayfa 7.



287



248




276

CoroTap™ 200

EP09P

THFT
THCHT
ULDR (xTD)
KAPLAMA

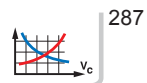
M
B
3
CoolTop



≤350HB

TDZ	TP	TCTR	Sipariş kodu	Ölçüler, mm, (inç)							
				TD	LF	LU	THLGTH	NOF	CZC_MS	ALT KATMAN	BSG
M4	0.70	6HX	EP09PM4	4.00	63.00	21.00	11.70	3	4.50 x 3.40	HSS-E-PM	DIN 371
				.157	2.480	.826	.461				
M5	0.80	6HX	EP09PM5	5.00	70.00	25.00	12.60	3	6.00 x 4.90	HSS-E-PM	DIN 371
				.196	2.755	.984	.496				
M6	1.00	6HX	EP09PM6	6.00	80.00	30.00	14.50	3	6.00 x 4.90	HSS-E-PM	DIN 371
				.236	3.149	1.181	.571				
M7	1.00	6HX	EP09PM7	7.00	80.00	30.00	14.50	3	7.00 x 5.50	HSS-E-PM	DIN 371
				.275	3.149	1.181	.571				
M8	1.25	6HX	EP09PM8	8.00	90.00	35.00	17.40	3	8.00 x 6.20	HSS-E-PM	DIN 371
				.314	3.543	1.377	.685				
M10	1.50	6HX	EP09PM10	10.00	100.00	39.00	19.20	3	10.00 x 8.00	HSS-E-PM	DIN 371
				.393	3.937	1.535	.756				
M12	1.75	6HX	EP09PM12	12.00	110.00	83.00	23.00	4	9.00 x 7.00	HSS-E-PM	DIN 376
				.472	4.330	3.267	.906				
M14	2.00	6HX	EP09PM14	14.00	110.00	81.00	25.00	4	11.00 x 9.00	HSS-E-PM	DIN 376
				.551	4.330	3.188	.984				
M16	2.00	6HX	EP09PM16	16.00	110.00	68.00	25.00	4	12.00 x 9.00	HSS-E-PM	DIN 376
				.629	4.330	2.677	.984				
M18	2.50	6HX	EP09PM18	18.00	125.00	81.00	30.00	4	14.00 x 11.00	HSS-E-PM	DIN 376
				.708	4.921	3.188	1.181				
M20	2.50	6HX	EP09PM20	20.00	140.00	95.00	30.00	4	16.00 x 12.00	HSS-E-PM	DIN 376
				.787	5.511	3.740	1.181				
M22	2.50	6HX	EP09PM22	22.00	140.00	93.00	34.00	4	18.00 x 14.50	HSS-E-PM	DIN 376
				.866	5.511	3.661	1.339				
M24	3.00	6HX	EP09PM24	24.00	160.00	113.00	38.00	4	18.00 x 14.50	HSS-E-PM	DIN 376
				.944	6.299	4.448	1.496				
M27	3.00	6HX	EP09PM27	27.00	160.00	97.00	38.00	4	20.00 x 16.00	HSS-E-PM	DIN 376
				1.062	6.299	3.818	1.496				
M30	3.50	6HX	EP09PM30	30.00	180.00	115.00	45.00	4	22.00 x 18.00	HSS-E-PM	DIN 376
				1.181	7.086	4.527	1.772				

Parametrelerle ilgili açıklamalar için, bkz sayfa (Ref 1) ve (Ref 2)



287



248




276

CoroTap™ 200

EP03PA

THFT
THCHT
ULDR (xTD)
KAPLAMA

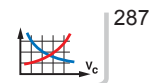
M
B
3
CoolTop



≤350HB

				Ölçüler, mm, (inç)							
TDZ	TP	TCTR	Sipariş kodu	TD	LF	LU	THLGTH	NOF	CZC_MS	ALT KATMAN	BSG
M3	0.50	6HX	EP03PAM3	3.00	56.00	17.74	9.00	3	0.141 x 0.110	HSS-E-PM	DIN/ANSI
				.118	2.204	.698	.354				
M4	0.70	6HX	EP03PAM4	4.00	63.00	16.58	13.00	3	0.168 x 0.131	HSS-E-PM	DIN/ANSI
				.157	2.480	.652	.512				
M5	0.80	6HX	EP03PAM5	5.00	70.00	21.42	14.00	3	0.194 x 0.152	HSS-E-PM	DIN/ANSI
				.196	2.755	.843	.551				
M6	1.00	6HX	EP03PAM6	6.00	80.00	25.59	15.00	3	0.255 x 0.191	HSS-E-PM	DIN/ANSI
				.236	3.149	1.007	.591				
M8	1.25	6HX	EP03PAM8	8.00	90.00	30.20	18.00	3	0.318 x 0.238	HSS-E-PM	DIN/ANSI
				.314	3.543	1.189	.709				
M10	1.50	6HX	EP03PAM10	10.00	100.00	32.80	20.00	3	0.381 x 0.286	HSS-E-PM	DIN/ANSI
				.393	3.937	1.291	.787				
M12	1.75	6HX	EP03PAM12	12.00	110.00	36.02	23.00	4	0.367 x 0.275	HSS-E-PM	DIN/ANSI
				.472	4.330	1.386	.906				
M14	2.00	6HX	EP03PAM14	14.00	110.00	36.02	23.00	4	0.429 x 0.322	HSS-E-PM	DIN/ANSI
				.551	4.330	1.386	.906				
M16	2.00	6HX	EP03PAM16	16.00	110.00	36.02	23.00	4	0.480 x 0.360	HSS-E-PM	DIN/ANSI
				.629	4.330	1.386	.906				
M18	2.50	6HX	EP03PAM18	18.00	125.00	36.02	30.00	4	0.542 x 0.406	HSS-E-PM	DIN/ANSI
				.708	4.921	1.386	1.181				
M20	2.50	6HX	EP03PAM20	20.00	140.00	36.02	30.00	4	0.652 x 0.489	HSS-E-PM	DIN/ANSI
				.787	5.511	1.386	1.181				
M24	3.00	6HX	EP03PAM24	24.00	160.00	36.02	35.99	4	0.760 x 0.570	HSS-E-PM	DIN/ANSI
				.944	6.299	1.386	1.417				

Parametrelerle ilgili açıklamalar için, bkz sayfa (Ref 1) ve (Ref 2)

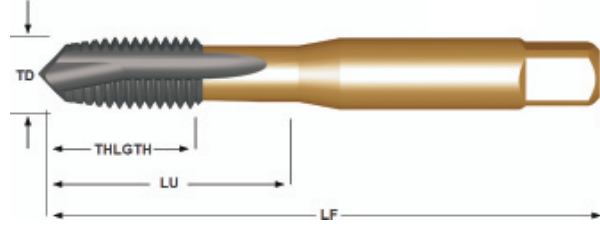


CoroTap™ 200

E049

THFT
THCHT
ULDR (xTD)
KAPLAMA

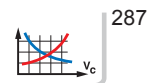
M
B
2.5
CoolTop



≤350HB

TDZ	TP	TCTR	Sipariş kodu	Ölçüler, mm, (inç)							
				TD	LF	LU	THLGTH	NOF	CZC_MS	ALT KATMAN	BSG
M3	0.50	6H	E049M3	3.00 .118	48.00 1.889	12.50 .492	17.00 .669	3	3.15 x 2.50	HSS-PM	ISO 529
M4	0.70	6H	E049M4	4.00 .157	53.00 2.086	14.00 .551	17.00 .669	3	4.00 x 3.15	HSS-PM	ISO 529
M5	0.80	6H	E049M5	5.00 .196	58.00 2.283	22.00 .866	11.20 .441	3	5.00 x 4.00	HSS-PM	ISO 529
M6	1.00	6H	E049M6	6.00 .236	66.00 2.598	26.00 1.023	13.20 .520	3	6.30 x 5.00	HSS-PM	ISO 529
M8	1.25	6H	E049M8	8.00 .314	72.00 2.834	29.00 1.141	16.30 .642	3	8.00 x 6.30	HSS-PM	ISO 529
M10	1.50	6H	E049M10	10.00 .393	80.00 3.149	34.00 1.338	18.10 .713	3	10.00 x 8.00	HSS-PM	ISO 529
M12	1.75	6H	E049M12	12.00 .472	89.00 3.503	62.00 2.440	22.50 .886	3	9.00 x 7.10	HSS-PM	ISO 529
M16	2.00	6H	E049M16	16.00 .629	102.00 4.015	59.00 2.322	24.50 .965	3	12.50 x 10.00	HSS-PM	ISO 529
M20	2.50	6H	E049M20	20.00 .787	112.00 4.409	68.00 2.677	29.50 1.161	4	14.00 x 11.20	HSS-PM	ISO 529

Parametrelerle ilgili açıklamalar için, bkz sayfa (Ref 1) ve (Ref 2)




CoroTap™ 200

E344

THFT
THCHT
ULDR (xTD)
KAPLAMA

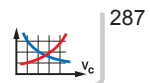
M
B
2.5
ST



M

				Ölçüler, mm, (inç)								
TDZ	TP	TCTR	Sipariş kodu	TD	LF	LU	THLGTH	NOF	CZC_MS	ALT KATMAN	BSG	
M3	0.50	6H	E344M3	3.00	56.00	18.00	8.90	3	3.50 x 2.70	HSS-E	DIN 371	
				.118	2.204	.708	.350					
M4	0.70	6H	E344M4	4.00	63.00	21.00	11.70	3	4.50 x 3.40	HSS-E	DIN 371	
				.157	2.480	.826	.461					
M5	0.80	6H	E344M5	5.00	70.00	25.00	12.60	3	6.00 x 4.90	HSS-E	DIN 371	
				.196	2.755	.984	.496					
M6	1.00	6H	E344M6	6.00	80.00	30.00	14.50	3	6.00 x 4.90	HSS-E	DIN 371	
				.236	3.149	1.181	.571					
M8	1.25	6H	E344M8	8.00	90.00	35.00	17.40	3	8.00 x 6.20	HSS-E	DIN 371	
				.314	3.543	1.377	.685					
M10	1.50	6H	E344M10	10.00	100.00	39.00	19.20	3	10.00 x 8.00	HSS-E	DIN 371	
				.393	3.937	1.535	.756					

Parametrelerle ilgili açıklamalar için, bkz sayfa (Ref 1) ve (Ref 2)




CoroTap™ 200

E454

THFT
THCHT
ULDR (xTD)
KAPLAMA

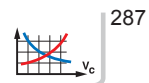
M
B
2.5
CoolTop



M

TDZ	TP	TCTR	Sipariş kodu	Ölçüler, mm, (inç)							
				TD	LF	LU	THLGTH	NOF	CZC_MS	ALT KATMAN	BSG
M1	0.25	5HX	E454M1	1.00	40.00	20.00	5.00	2	2.50 x 2.10	HSS-E	DIN 371
				.039	1.574	.787	.197				
M1.2	0.25	5HX	E454M1.2	1.20	40.00	20.00	5.00	2	2.50 x 2.10	HSS-E	DIN 371
				.047	1.574	.787	.197				
M1.4	0.30	5HX	E454M1.4	1.40	40.00	20.00	6.50	2	2.50 x 2.10	HSS-E	DIN 371
				.055	1.574	.787	.256				
M1.6	0.35	6H	E454M1.6	1.60	40.00	20.00	7.00	2	2.50 x 2.10	HSS-E	DIN 371
				.062	1.574	.787	.276				
M1.8	0.35	6H	E454M1.8	1.80	40.00	20.00	7.00	2	2.50 x 2.10	HSS-E	DIN 371
				.070	1.574	.787	.276				
M2	0.40	6H	E454M2	2.00	45.00	9.00	6.00	2	2.80 x 2.10	HSS-E	DIN 371
				.078	1.771	.354	.236				
M2.2	0.45	6H	E454M2.2	2.20	45.00	12.00	7.00	2	2.80 x 2.10	HSS-E	DIN 371
				.086	1.771	.472	.276				
M2.3	0.40	6H	E454M2.3	2.30	45.00	12.00	7.00	2	2.80 x 2.10	HSS-E	DIN 371
				.090	1.771	.472	.276				
M2.5	0.45	6H	E454M2.5	2.50	50.00	12.50	8.00	2	2.80 x 2.10	HSS-E	DIN 371
				.098	1.968	.492	.315				
M2.6	0.45	6H	E454M2.6	2.60	50.00	12.50	8.00	2	2.80 x 2.10	HSS-E	DIN 371
				.102	1.968	.492	.315				
M3	0.50	6H	E454M3	3.00	56.00	18.00	8.90	3	3.50 x 2.70	HSS-E	DIN 371
				.118	2.204	.708	.350				
M4	0.70	6H	E454M4	4.00	63.00	21.00	11.70	3	4.50 x 3.40	HSS-E	DIN 371
				.157	2.480	.826	.461				
M5	0.80	6H	E454M5	5.00	70.00	25.00	12.60	3	6.00 x 4.90	HSS-E	DIN 371
				.196	2.755	.984	.496				
M6	1.00	6H	E454M6	6.00	80.00	30.00	14.50	3	6.00 x 4.90	HSS-E	DIN 371
				.236	3.149	1.181	.571				
M8	1.25	6H	E454M8	8.00	90.00	35.00	17.40	3	8.00 x 6.20	HSS-E	DIN 371
				.314	3.543	1.377	.685				
M10	1.50	6H	E454M10	10.00	100.00	39.00	19.20	3	10.00 x 8.00	HSS-E	DIN 371
				.393	3.937	1.535	.756				

Parametrelerle ilgili açıklamalar için, bkz sayfa (Ref 1) ve (Ref 2)




CoroTap™ 200

E345

THFT
THCMT
ULDR (xTD)
KAPLAMA

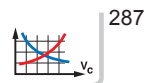
M
B
2.5
ST



M

TDZ	TP	TCTR	Sipariş kodu	Ölçüler, mm, (inç)							
				TD	LF	LU	THLGTH	NOF	CZC_MS	ALT KATMAN	BSG
M12	1.75	6H	E345M12	12.00	110.00	83.00	23.00	4	9.00 x 7.00	HSS-E	DIN 376
				.472	4.330	3.267	.906				
M14	2.00	6H	E345M14	14.00	110.00	81.00	25.00	4	11.00 x 9.00	HSS-E	DIN 376
				.551	4.330	3.188	.984				
M16	2.00	6H	E345M16	16.00	110.00	68.00	25.00	4	12.00 x 9.00	HSS-E	DIN 376
				.629	4.330	2.677	.984				
M18	2.50	6H	E345M18	18.00	125.00	81.00	30.00	4	14.00 x 11.00	HSS-E	DIN 376
				.708	4.921	3.188	1.181				
M20	2.50	6H	E345M20	20.00	140.00	95.00	30.00	4	16.00 x 12.00	HSS-E	DIN 376
				.787	5.511	3.740	1.181				
M22	2.50	6H	E345M22	22.00	140.00	93.00	34.00	4	18.00 x 14.50	HSS-E	DIN 376
				.866	5.511	3.661	1.339				
M24	3.00	6H	E345M24	24.00	160.00	113.00	38.00	4	18.00 x 14.50	HSS-E	DIN 376
				.944	6.299	4.448	1.496				
M27	3.00	6H	E345M27	27.00	160.00	97.00	38.00	4	20.00 x 16.00	HSS-E	DIN 376
				1.062	6.299	3.818	1.496				
M30	3.50	6H	E345M30	30.00	180.00	115.00	45.00	4	22.00 x 18.00	HSS-E	DIN 376
				1.181	7.086	4.527	1.772				

Parametrelerle ilgili açıklamalar için, bkz sayfa (Ref 1) ve (Ref 2)




CoroTap™ 200

E455

THFT
THCHT
ULDR (xTD)
KAPLAMA

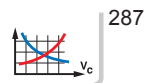
M
B
2.5
CoolTop



M

				Ölçüler, mm, (inç)							
TDZ	TP	TCTR	Sipariş kodu	TD	LF	LU	THLGTH	NOF	CZC_MS	ALT KATMAN	BSG
M12	1.75	6H	E455M12	12.00 .472	110.00 4.330	83.00 3.267	23.00 .906	4	9.00 x 7.00	HSS-E	DIN 376
M14	2.00	6H	E455M14	14.00 .551	110.00 4.330	81.00 3.188	25.00 .984	4	11.00 x 9.00	HSS-E	DIN 376
M16	2.00	6H	E455M16	16.00 .629	110.00 4.330	68.00 2.677	25.00 .984	4	12.00 x 9.00	HSS-E	DIN 376
M18	2.50	6H	E455M18	18.00 .708	125.00 4.921	81.00 3.188	30.00 1.181	4	14.00 x 11.00	HSS-E	DIN 376
M20	2.50	6H	E455M20	20.00 .787	140.00 5.511	95.00 3.740	30.00 1.181	4	16.00 x 12.00	HSS-E	DIN 376

Parametrelerle ilgili açıklamalar için, bkz sayfa (Ref 1) ve (Ref 2)

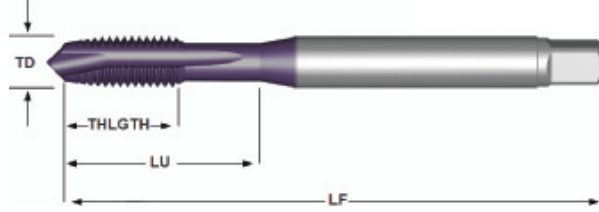


CoroTap™ 200

E852

THFT
THCHT
ULDR (xTD)
KAPLAMA

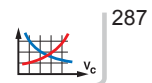
M
B
2.5
Smooth Top



M

				Ölçüler, mm, (inç)								
TDZ	TP	TCTR	Sipariş kodu	TD	LF	LU	THLGTH	NOF	CZC_MS	ALT KATMAN	BSG	
M4	0.70	6H	E852M4	4.00 .157	63.00 2.480	16.58 .652	13.00 .512	3	0.168 x 0.131	HSS-E-PM	DIN/ANSI	
M5	0.80	6H	E852M5	5.00 .196	70.00 2.755	21.42 .843	14.00 .551	3	0.194 x 0.152	HSS-E-PM	DIN/ANSI	
M6	1.00	6H	E852M6	6.00 .236	80.00 3.149	25.59 1.007	15.00 .591	3	0.255 x 0.191	HSS-E-PM	DIN/ANSI	
M8	1.25	6H	E852M8	8.00 .314	90.00 3.543	30.20 1.189	18.00 .709	3	0.318 x 0.238	HSS-E-PM	DIN/ANSI	
M10	1.50	6H	E852M10	10.00 .393	100.00 3.937	32.80 1.291	20.00 .787	3	0.381 x 0.286	HSS-E-PM	DIN/ANSI	
M12	1.75	6H	E852M12	12.00 .472	110.00 4.330	86.02 3.386	23.00 .906	4	0.367 x 0.275	HSS-E-PM	DIN/ANSI	
M16	2.00	6H	E852M16	16.00 .629	110.00 4.330	70.86 2.789	23.00 .906	4	0.480 x 0.360	HSS-E-PM	DIN/ANSI	
M18	2.50	6H	E852M18	18.00 .708	125.00 4.921	84.69 3.334	30.00 1.181	4	0.542 x 0.406	HSS-E-PM	DIN/ANSI	

Parametrelerle ilgili açıklamalar için, bkz sayfa (Ref 1) ve (Ref 2)




CoroTap™ 200

E045

THFT
THCHT
ULDR (xTD)
KAPLAMA

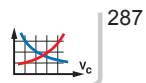
M
B
2.5
ST



M

TDZ	TP	TCTR	Sipariş kodu	Ölçüler, mm, (inç)							
				TD	LF	LU	THLGTH	NOF	CZC_MS	ALT KATMAN	BSG
M3	0.50	6H	E045M3	3.00	48.00	12.50	17.00	3	3.15 x 2.50	HSS-PM	ISO 529
				.118	1.889	.492	.669				
M4	0.70	6H	E045M4	4.00	53.00	14.00	17.00	3	4.00 x 3.15	HSS-PM	ISO 529
				.157	2.086	.551	.669				
M5	0.80	6H	E045M5	5.00	58.00	22.00	11.20	3	5.00 x 4.00	HSS-PM	ISO 529
				.196	2.283	.866	.441				
M6	1.00	6H	E045M6	6.00	66.00	26.00	13.20	3	6.30 x 5.00	HSS-PM	ISO 529
				.236	2.598	1.023	.520				
M8	1.25	6H	E045M8	8.00	72.00	29.00	16.30	3	8.00 x 6.30	HSS-PM	ISO 529
				.314	2.834	1.141	.642				
M10	1.50	6H	E045M10	10.00	80.00	34.00	18.10	3	10.00 x 8.00	HSS-PM	ISO 529
				.393	3.149	1.338	.713				
M12	1.75	6H	E045M12	12.00	89.00	62.00	22.50	4	9.00 x 7.10	HSS-PM	ISO 529
				.472	3.503	2.440	.886				
M16	2.00	6H	E045M16	16.00	102.00	59.00	24.50	4	12.50 x 10.00	HSS-PM	ISO 529
				.629	4.015	2.322	.965				
M20	2.50	6H	E045M20	20.00	112.00	68.00	29.50	4	14.00 x 11.20	HSS-PM	ISO 529
				.787	4.409	2.677	1.161				

Parametrelerle ilgili açıklamalar için, bkz sayfa (Ref 1) ve (Ref 2)

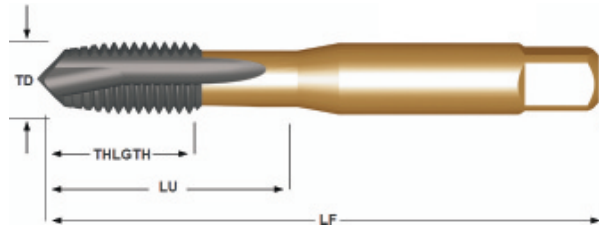


CoroTap™ 200

E046

THFT
THCHT
ULDR (xTD)
KAPLAMA

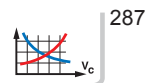
M
B
2.5
SmoothTop



M


TDZ	TP	TCTR	Sipariş kodu	Ölçüler, mm, (inç)								
				TD	LF	LU	THLGTH	NOF	CZC_MS	ALT KATMAN	BSG	
M3	0.50	6H	E046M3	3.00	48.00	12.50	17.00	3	3.15 x 2.50	HSS-PM	ISO 529	
				.118	1.889	.492	.669					
M4	0.70	6H	E046M4	4.00	53.00	14.00	17.00	3	4.00 x 3.15	HSS-PM	ISO 529	
				.157	2.086	.551	.669					
M5	0.80	6H	E046M5	5.00	58.00	22.00	11.20	3	5.00 x 4.00	HSS-PM	ISO 529	
				.196	2.283	.866	.441					
M6	1.00	6H	E046M6	6.00	66.00	26.00	13.20	3	6.30 x 5.00	HSS-PM	ISO 529	
				.236	2.598	1.023	.520					
M8	1.25	6H	E046M8	8.00	72.00	29.00	16.30	3	8.00 x 6.30	HSS-PM	ISO 529	
				.314	2.834	1.141	.642					
M10	1.50	6H	E046M10	10.00	80.00	34.00	18.10	3	10.00 x 8.00	HSS-PM	ISO 529	
				.393	3.149	1.338	.713					
M12	1.75	6H	E046M12	12.00	89.00	62.00	22.50	4	9.00 x 7.10	HSS-PM	ISO 529	
				.472	3.503	2.440	.886					
M16	2.00	6H	E046M16	16.00	102.00	59.00	24.50	4	12.50 x 10.00	HSS-PM	ISO 529	
				.629	4.015	2.322	.965					
M20	2.50	6H	E046M20	20.00	112.00	68.00	29.50	4	14.00 x 11.20	HSS-PM	ISO 529	
				.787	4.409	2.677	1.161					

Parametrelerle ilgili açıklamalar için, bkz sayfa (Ref 1) ve (Ref 2)



CoroTap™ 200

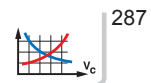
E358

THFT
THCHT
ULDR (xTD)

N

TDZ	TP	TCTR	Sipariş kodu	Ölçüler, mm, (inç)							
				TD	LF	LU	THLGTH	NOF	CZC_MS	ALT KATMAN	BSG
M3	0.50	6H	E358M3	3.00 .118	56.00 2.204	16.00 .629	9.00 .354	2	3.50 x 2.70	HSS-E	DIN 371
M4	0.70	6H	E358M4	4.00 .157	63.00 2.480	19.00 .748	12.00 .472	2	4.50 x 3.40	HSS-E	DIN 371
M5	0.80	6H	E358M5	5.00 .196	70.00 2.755	23.00 .905	13.00 .512	2	6.00 x 4.90	HSS-E	DIN 371
M6	1.00	6H	E358M6	6.00 .236	80.00 3.149	27.00 1.062	15.00 .591	3	6.00 x 4.90	HSS-E	DIN 371
M8	1.25	6H	E358M8	8.00 .314	90.00 3.543	28.00 1.102	18.00 .709	3	8.00 x 6.20	HSS-E	DIN 371
M10	1.50	6H	E358M10	10.00 .393	100.00 3.937	30.00 1.181	20.00 .787	3	10.00 x 8.00	HSS-E	DIN 371

Parametrelerle ilgili açıklamalar için, bkz sayfa (Ref 1) ve (Ref 2)




CoroTap™ 200

E448

THFT
THCMT
ULDR (xTD)
KAPLAMA

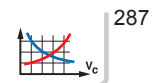
M
B
3.0
SmoothTop



N

TDZ	TP	TCTR	Sipariş kodu	Ölçüler, mm, (inç)								
				TD	LF	LU	THLGTH	NOF	CZC_MS	ALT KATMAN	BSG	
M3	0.50	6H	E448M3	3.00	56.00	16.00	9.00	2	3.50 x 2.70	HSS-E	DIN 371	
				.118	2.204	.629	.354					
M4	0.70	6H	E448M4	4.00	63.00	19.00	12.00	2	4.50 x 3.40	HSS-E	DIN 371	
				.157	2.480	.748	.472					
M5	0.80	6H	E448M5	5.00	70.00	23.00	13.00	2	6.00 x 4.90	HSS-E	DIN 371	
				.196	2.755	.905	.512					
M6	1.00	6H	E448M6	6.00	80.00	27.00	15.00	3	6.00 x 4.90	HSS-E	DIN 371	
				.236	3.149	1.062	.591					
M8	1.25	6H	E448M8	8.00	90.00	28.00	18.00	3	8.00 x 6.20	HSS-E	DIN 371	
				.314	3.543	1.102	.709					
M10	1.50	6H	E448M10	10.00	100.00	30.00	20.00	3	10.00 x 8.00	HSS-E	DIN 371	
				.393	3.937	1.181	.787					

Parametrelerle ilgili açıklamalar için, bkz sayfa (Ref 1) ve (Ref 2)




CoroTap™ 200

E359

THFT
THCHT
ULDR (xTD)

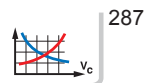
M
B
3.0



N

				Ölçüler, mm, (inç)							
TDZ	TP	TCTR	Sipariş kodu	TD	LF	LU	THLGTH	NOF	CZC_MS	ALT KATMAN	BSG
M12	1.75	6H	E359M12	12.00 .472	110.00 4.330	83.00 3.267	23.00 .906	3	9.00 x 7.00	HSS-E	DIN 376
M14	2.00	6H	E359M14	14.00 .551	110.00 4.330	81.00 3.188	25.00 .984	4	11.00 x 9.00	HSS-E	DIN 376
M16	2.00	6H	E359M16	16.00 .629	110.00 4.330	68.00 2.677	25.00 .984	4	12.00 x 9.00	HSS-E	DIN 376

Parametrelerle ilgili açıklamalar için, bkz sayfa (Ref 1) ve (Ref 2)




CoroTap™ 200

E449

THFT
THCMT
ULDR (xTD)
KAPLAMA

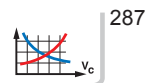
M
B
3.0
Smooth Top



N


				Ölçüler, mm, (inç)								
TDZ	TP	TCTR	Sipariş kodu	TD	LF	LU	THLGTH	NOF	CZC_MS	ALT KATMAN	BSG	
M12	1.75	6H	E449M12	12.00	110.00	83.00	23.00	3	9.00 x 7.00	HSS-E	DIN 376	
				.472	4.330	3.267	.906					
M14	2.00	6H	E449M14	14.00	110.00	81.00	25.00	4	11.00 x 9.00	HSS-E	DIN 376	
				.551	4.330	3.188	.984					
M16	2.00	6H	E449M16	16.00	110.00	68.00	25.00	4	12.00 x 9.00	HSS-E	DIN 376	
				.629	4.330	2.677	.984					

Parametrelerle ilgili açıklamalar için, bkz sayfa (Ref 1) ve (Ref 2)



CoroTap™ 200

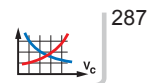
E856

THFT
THCHT
ULDR (xTD)

N

TDZ	TP	TCTR	Sipariş kodu	Ölçüler, mm, (inç)								
				TD	LF	LU	THLGTH	NOF	CZC_MS	ALT KATMAN	BSG	
M3	0.50	6H	E856M3	3.00 .118	56.00 2.204	15.88 .625	9.00 .354	2	0.141 x 0.110	HSS-E-PM	DIN/ANSI	
M4	0.70	6H	E856M4	4.00 .157	63.00 2.480	16.58 .652	13.00 .512	2	0.168 x 0.131	HSS-E-PM	DIN/ANSI	
M5	0.80	6H	E856M5	5.00 .196	70.00 2.755	21.42 .843	14.00 .551	2	0.194 x 0.152	HSS-E-PM	DIN/ANSI	
M6	1.00	6H	E856M6	6.00 .236	80.00 3.149	25.59 1.007	15.00 .591	3	0.255 x 0.191	HSS-E-PM	DIN/ANSI	
M8	1.25	6H	E856M8	8.00 .314	90.00 3.543	30.20 1.189	18.00 .709	3	0.318 x 0.238	HSS-E-PM	DIN/ANSI	
M10	1.50	6H	E856M10	10.00 .393	100.00 3.937	32.80 1.291	20.00 .787	3	0.381 x 0.286	HSS-E-PM	DIN/ANSI	
M12	1.75	6H	E856M12	12.00 .472	110.00 4.330	86.02 3.386	23.01 .906	4	0.367 x 0.275	HSS-E-PM	DIN/ANSI	

Parametrelerle ilgili açıklamalar için, bkz sayfa (Ref 1) ve (Ref 2)




CoroTap™ 200

E855

THFT
THCHT
ULDR (xTD)
KAPLAMA

MF
B
2.5
CoolTop

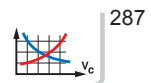


P

30-48 HRC

				Ölçüler, mm, (inç)								
TDZ	TP	TCTR	Sipariş kodu	TD	LF	LU	THLGTH	NOF	CZC_MS	ALT KATMAN	BSG	
MF 10x1.25	1.25	6H	E855M10X1.25	10.00	100.00	37.80	20.00	3	0.381 x 0.286	HSS-E-PM	DIN/ANSI	
				.393	3.937	1.488	.787					
MF 12x1.25	1.25	6H	E855M12X1.25	12.00	110.00	86.02	23.00	4	0.367 x 0.275	HSS-E-PM	DIN/ANSI	
				.472	4.330	3.386	.906					

Parametrelerle ilgili açıklamalar için, bkz sayfa (Ref 1) ve (Ref 2)




CoroTap™ 200

EP13P

THFT
THCHT
ULDR (xTD)
KAPLAMA

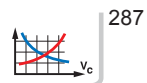
MF
B
3.0
CoolTop



≤350HB

				Ölçüler, mm, (inç)								
TDZ	TP	TCTR	Sipariş kodu	TD	LF	LU	THLGTH	NOF	CZC_MS	ALT KATMAN	BSG	
MF 4x0.5	0.50	6HX	EP13PM4X.5	4.00	63.00	43.00	12.00	3	2.80 x 2.10	HSS-E-PM	DIN 374	
				.157	2.480	1.692	.472					
MF 5x0.5	0.50	6HX	EP13PM5X.5	5.00	70.00	49.00	13.00	3	3.50 x 2.70	HSS-E-PM	DIN 374	
				.196	2.755	1.929	.512					
MF 6x0.75	0.75	6HX	EP13PM6X.75	6.00	80.00	59.00	15.00	3	4.50 x 3.40	HSS-E-PM	DIN 374	
				.236	3.149	2.322	.591					
MF 8x0.75	0.75	6HX	EP13PM8X.75	8.00	80.00	57.00	15.00	3	6.00 x 4.90	HSS-E-PM	DIN 374	
				.314	3.149	2.244	.591					
MF 8x1.0	1.00	6HX	EP13PM8X1.0	8.00	90.00	67.00	18.00	3	6.00 x 4.90	HSS-E-PM	DIN 374	
				.314	3.543	2.637	.709					
MF 10x0.75	0.75	6HX	EP13PM10X.75	10.00	90.00	67.00	17.60	3	7.00 x 5.50	HSS-E-PM	DIN 374	
				.393	3.543	2.637	.693					
MF 10x1.0	1.00	6HX	EP13PM10X1.0	10.00	90.00	67.00	17.60	3	7.00 x 5.50	HSS-E-PM	DIN 374	
				.393	3.543	2.637	.693					
MF 10x1.25	1.25	6HX	EP13PM10X1.25	10.00	100.00	77.00	19.80	3	7.00 x 5.50	HSS-E-PM	DIN 374	
				.393	3.937	3.031	.780					
MF 12x1.0	1.00	6HX	EP13PM12X1.0	12.00	100.00	73.00	21.00	4	9.00 x 7.00	HSS-E-PM	DIN 374	
				.472	3.937	2.874	.827					
MF 12x1.25	1.25	6HX	EP13PM12X1.25	12.00	100.00	73.00	21.00	4	9.00 x 7.00	HSS-E-PM	DIN 374	
				.472	3.937	2.874	.827					
MF 12x1.5	1.50	6HX	EP13PM12X1.5	12.00	100.00	73.00	21.00	4	9.00 x 7.00	HSS-E-PM	DIN 374	
				.472	3.937	2.874	.827					
MF 14x1.0	1.00	6HX	EP13PM14X1.0	14.00	100.00	71.00	21.00	4	11.00 x 9.00	HSS-E-PM	DIN 374	
				.551	3.937	2.795	.827					
MF 14x1.25	1.25	6HX	EP13PM14X1.25	14.00	100.00	71.00	21.00	4	11.00 x 9.00	HSS-E-PM	DIN 374	
				.551	3.937	2.795	.827					
MF 14x1.5	1.50	6HX	EP13PM14X1.5	14.00	100.00	71.00	21.00	4	11.00 x 9.00	HSS-E-PM	DIN 374	
				.551	3.937	2.795	.827					
MF 16x1.0	1.00	6HX	EP13PM16X1.0	16.00	100.00	58.00	21.00	4	12.00 x 9.00	HSS-E-PM	DIN 374	
				.629	3.937	2.283	.827					
MF 16x1.5	1.50	6HX	EP13PM16X1.5	16.00	100.00	58.00	21.00	4	12.00 x 9.00	HSS-E-PM	DIN 374	
				.629	3.937	2.283	.827					
MF 18x1.0	1.00	6HX	EP13PM18X1.0	18.00	110.00	66.00	24.00	4	14.00 x 11.00	HSS-E-PM	DIN 374	
				.708	4.330	2.598	.945					
MF 18x1.5	1.50	6HX	EP13PM18X1.5	18.00	110.00	66.00	24.00	4	14.00 x 11.00	HSS-E-PM	DIN 374	
				.708	4.330	2.598	.945					
MF 20x1.0	1.00	6HX	EP13PM20X1.0	20.00	125.00	80.00	24.00	4	16.00 x 12.00	HSS-E-PM	DIN 374	
				.787	4.921	3.149	.945					
MF 20x1.5	1.50	6HX	EP13PM20X1.5	20.00	125.00	80.00	24.00	4	16.00 x 12.00	HSS-E-PM	DIN 374	
				.787	4.921	3.149	.945					
MF 22x1.5	1.50	6HX	EP13PM22X1.5	22.00	125.00	78.00	25.00	4	18.00 x 14.50	HSS-E-PM	DIN 374	
				.866	4.921	3.070	.984					

Parametrelerle ilgili açıklamalar için, bkz sayfa (Ref 1) ve sayfa 7.



287



248




276

CoroTap™ 200

EP13P

THFT
THCMT
ULDR (xTD)
KAPLAMA

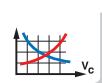
MF
B
3.0
CoolTop



≤350HB

TDZ	TP	TCTR	Sipariş kodu	Ölçüler, mm, (inç)							
				TD	LF	LU	THLGTH	NOF	CZC_MS	ALT KATMAN	BSG
MF 24x1.5	1.50	6HX	EP13PM24X1.5	24.00	140.00	93.00	28.00	4	18.00 x 14.50	HSS-E-PM	DIN 374
				.944	5.511	3.661	1.102				
MF 24x2.0	2.00	6HX	EP13PM24X2.0	24.00	140.00	93.00	28.00	4	18.00 x 14.50	HSS-E-PM	DIN 374
				.944	5.511	3.661	1.102				
MF 25x1.5	1.50	6HX	EP13PM25X1.5	25.00	140.00	93.00	28.00	4	18.00 x 14.50	HSS-E-PM	DIN 374
				.984	5.511	3.661	1.102				
MF 26x1.5	1.50	6HX	EP13PM26X1.5	26.00	140.00	93.00	28.00	4	18.00 x 14.50	HSS-E-PM	DIN 374
				1.023	5.511	3.661	1.102				
MF 27x1.5	1.50	6HX	EP13PM27X1.5	27.00	140.00	77.00	28.00	4	20.00 x 16.00	HSS-E-PM	DIN 374
				1.062	5.511	3.031	1.102				
MF 27x2.0	2.00	6HX	EP13PM27X2.0	27.00	140.00	77.00	28.00	4	20.00 x 16.00	HSS-E-PM	DIN 374
				1.062	5.511	3.031	1.102				
MF 28x1.5	1.50	6HX	EP13PM28X1.5	28.00	140.00	77.00	28.00	4	20.00 x 16.00	HSS-E-PM	DIN 374
				1.102	5.511	3.031	1.102				
MF 30x1.5	1.50	6HX	EP13PM30X1.5	30.00	150.00	85.00	28.00	4	22.00 x 18.00	HSS-E-PM	DIN 374
				1.181	5.905	3.346	1.102				
MF 30x2.0	2.00	6HX	EP13PM30X2.0	30.00	150.00	85.00	28.00	4	22.00 x 18.00	HSS-E-PM	DIN 374
				1.181	5.905	3.346	1.102				

Parametrelerle ilgili açıklamalar için, bkz sayfa (Ref 1) ve sayfa 7.



287



248




276

CoroTap™ 200

EP13PA

THFT
THCHT
ULDR (xTD)
KAPLAMA

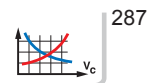
MF
B
3.0
CoolTop



≤350HB

TDZ	TP	TCTR	Sipariş kodu	Ölçüler, mm, (inç)								
				TD	LF	LU	THLGTH	NOF	CZC_MS	ALT KATMAN	BSG	
MF 8x1.0	1.00	6HX	EP13PAM8X1.0	8.00	90.00	30.20	18.00	3	0.318 x 0.238	HSS-E-PM	DIN/ANSI	
				.314	3.543	1.189	.709					
MF 10x1.25	1.25	6HX	EP13PAM10X1.25	10.00	100.00	32.80	20.00	3	0.381 x 0.286	HSS-E-PM	DIN/ANSI	
				.393	3.937	1.291	.787					
MF 12x1.25	1.25	6HX	EP13PAM12X1.25	12.00	110.00	86.02	23.00	4	0.367 x 0.275	HSS-E-PM	DIN/ANSI	
				.472	4.330	3.386	.906					
MF 12x1.5	1.50	6HX	EP13PAM12X1.5	12.00	110.00	86.02	23.00	4	0.367 x 0.275	HSS-E-PM	DIN/ANSI	
				.472	4.330	3.386	.906					
MF 14x1.5	1.50	6HX	EP13PAM14X1.5	14.00	110.00	84.82	23.00	4	0.429 x 0.322	HSS-E-PM	DIN/ANSI	
				.551	4.330	3.339	.906					
MF 16x1.5	1.50	6HX	EP13PAM16X1.5	16.00	110.00	70.86	23.00	4	0.480 x 0.360	HSS-E-PM	DIN/ANSI	
				.629	4.330	2.789	.906					
MF 18x1.5	1.50	6HX	EP13PAM18X1.5	18.00	125.00	84.69	30.00	4	0.542 x 0.406	HSS-E-PM	DIN/ANSI	
				.708	4.921	3.334	1.181					

Parametrelerle ilgili açıklamalar için, bkz sayfa (Ref 1) ve (Ref 2)



287



248




276

CoroTap™ 200

E364

THFT
THCHT
ULDR (xTD)
KAPLAMA

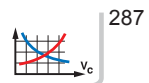
MF
B
2.5
ST



M

TDZ	TP	TCTR	Sipariş kodu	Ölçüler, mm, (inç)							
				TD	LF	LU	THLGTH	NOF	CZC_MS	ALT KATMAN	BSG
MF 6x0.75	0.75	6H	E364M6X.75	6.00	80.00	59.00	15.00	3	4.50 x 3.40	HSS-E	DIN 374
				.236	3.149	2.322	.591				
MF 8x1.0	1.00	6H	E364M8X1.0	8.00	90.00	67.00	18.00	3	6.00 x 4.90	HSS-E	DIN 374
				.314	3.543	2.637	.709				
MF 10x1.0	1.00	6H	E364M10X1.0	10.00	90.00	67.00	20.00	3	7.00 x 5.50	HSS-E	DIN 374
				.393	3.543	2.637	.787				
MF 10x1.25	1.25	6H	E364M10X1.25	10.00	100.00	77.00	20.00	3	7.00 x 5.50	HSS-E	DIN 374
				.393	3.937	3.031	.787				
MF 12x1.0	1.00	6H	E364M12X1.0	12.00	100.00	73.00	21.00	4	9.00 x 7.00	HSS-E	DIN 374
				.472	3.937	2.874	.827				
MF 12x1.25	1.25	6H	E364M12X1.25	12.00	100.00	73.00	21.00	4	9.00 x 7.00	HSS-E	DIN 374
				.472	3.937	2.874	.827				
MF 12x1.5	1.50	6H	E364M12X1.5	12.00	100.00	73.00	21.00	4	9.00 x 7.00	HSS-E	DIN 374
				.472	3.937	2.874	.827				
MF 14x1.5	1.50	6H	E364M14X1.5	14.00	100.00	71.00	21.00	4	11.00 x 9.00	HSS-E	DIN 374
				.551	3.937	2.795	.827				
MF 16x1.5	1.50	6H	E364M16X1.5	16.00	100.00	58.00	21.00	5	12.00 x 9.00	HSS-E	DIN 374
				.629	3.937	2.283	.827				
MF 18x1.5	1.50	6H	E364M18X1.5	18.00	110.00	66.00	24.00	5	14.00 x 11.00	HSS-E	DIN 374
				.708	4.330	2.598	.945				
MF 20x1.5	1.50	6H	E364M20X1.5	20.00	125.00	80.00	24.00	5	16.00 x 12.00	HSS-E	DIN 374
				.787	4.921	3.149	.945				

Parametrelerle ilgili açıklamalar için, bkz sayfa (Ref 1) ve (Ref 2)




CoroTap™ 200

E874

THFT
THCHT
ULDR (xTD)
KAPLAMA

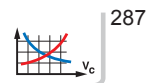
UNC
B
2.5
CoolTop



30-48 HRC

TDZ	TCTR	Sipariş kodu	Ölçüler, mm, (inç)							
			TD	LF	LU	THLGTH	NOF	CZC_MS	ALT KATMAN	BSG
UNC # 4-40	2B	E8744-40	2.84	56.00	11.90	11.90	3	0.141 x 0.110	HSS-E-PM	DIN/ANSI
			.112	2.204	.469	.469				
UNC # 5-40	2B	E8745-40	3.18	56.00	11.00	11.00	3	0.141 x 0.110	HSS-E-PM	DIN/ANSI
			.125	2.204	.433	.433				
UNC # 6-32	2B	E8746-32	3.51	63.00	13.90	13.90	3	0.168 x 0.131	HSS-E-PM	DIN/ANSI
			.137	2.480	.547	.547				
UNC # 8-32	2B	E8748-32	4.17	70.00	15.10	15.10	3	0.194 x 0.152	HSS-E-PM	DIN/ANSI
			.164	2.755	.594	.594				
UNC # 10-24	2B	E87410-24	4.83	80.00	17.00	17.00	3	0.255 x 0.191	HSS-E-PM	DIN/ANSI
			.190	3.149	.669	.669				
UNC 1/4-20	2B	E8741/4	6.35	90.00	20.20	20.20	3	0.318 x 0.238	HSS-E-PM	DIN/ANSI
			.250	3.543	.795	.795				
UNC 5/16-18	2B	E8745/16	7.94	100.00	20.00	20.00	3	0.381 x 0.286	HSS-E-PM	DIN/ANSI
			.312	3.937	.787	.787				
UNC 3/8-16	2B	E8743/8	9.52	100.00	29.16	20.00	3	0.381 x 0.286	HSS-E-PM	DIN/ANSI
			.375	3.937	1.148	.787				
UNC 7/16-14	2B	E8747/16	11.11	100.00	72.60	20.00	4	0.323 x 0.242	HSS-E-PM	DIN/ANSI
			.437	3.937	2.858	.787				
UNC 1/2-13	2B	E8741/2	12.70	110.00	81.80	23.00	4	0.367 x 0.275	HSS-E-PM	DIN/ANSI
			.500	4.330	3.220	.906				
UNC 5/8-11	2B	E8745/8	15.88	110.00	65.80	23.00	4	0.480 x 0.360	HSS-E-PM	DIN/ANSI
			.625	4.330	2.590	.906				
UNC 3/4-10	2B	E8743/4	19.05	125.00	77.50	30.00	4	0.590 x 0.442	HSS-E-PM	DIN/ANSI
			.750	4.921	3.051	1.181				

Parametrelerle ilgili açıklamalar için, bkz sayfa (Ref 1) ve (Ref 2)




CoroTap™ 200

EP23PA

THFT
THCHT
ULDR (xTD)
KAPLAMA


UNC
B
3.0
CoolTop



≤350HB

				Ölçüler, mm, (inç)								
TDZ	TCT	TCTR	Sipariş kodu	TD	LF	LU	THLGTH	NOF	CZC_MS	ALT KATMAN	BSG	
UNC # 2-56	H1	2B	EP23PA2-56	2.18 .085	45.00 1.771	11.99 .472	7.01 .276	2	0.141 x 0.110	HSS-E-PM	DIN/ANSI	
UNC # 4-40	H2	2B	EP23PA4-40	2.84 .112	56.00 2.204	16.97 .668	9.00 .354	3	0.141 x 0.110	HSS-E-PM	DIN/ANSI	
UNC # 5-40	H2	2B	EP23PA5-40	3.18 .125	56.00 2.204	17.74 .698	9.00 .354	3	0.141 x 0.110	HSS-E-PM	DIN/ANSI	
UNC # 6-32	H3	2B	EP23PA6-32	3.51 .137	56.00 2.204	20.20 .795	11.00 .433	3	0.141 x 0.110	HSS-E-PM	DIN/ANSI	
UNC # 8-32	H3	2B	EP23PA8-32	4.17 .164	63.00 2.480	21.18 .833	13.00 .512	3	0.168 x 0.131	HSS-E-PM	DIN/ANSI	
UNC # 8-32	H5	2BX	EP23PA8-32H5	4.17 .164	63.00 2.480	21.18 .833	13.00 .512	3	0.168 x 0.131	HSS-E-PM	DIN/ANSI	
UNC # 10-24	H3	2B	EP23PA10-24	4.83 .190	70.00 2.755	27.54 1.084	14.00 .551	3	0.194 x 0.152	HSS-E-PM	DIN/ANSI	
UNC 1/4-20	H3	3B	EP23PA1/4	6.35 .250	80.00 3.149	24.59 .968	15.00 .591	3	0.255 x 0.191	HSS-E-PM	DIN/ANSI	
UNC 1/4-20	H5	2B	EP23PA1/4H5	6.35 .250	80.00 3.149	24.59 .968	15.00 .591	3	0.255 x 0.191	HSS-E-PM	DIN/ANSI	
UNC 5/16-18	H3	3B	EP23PA5/16	7.94 .312	90.00 3.543	33.17 1.305	18.00 .709	3	0.318 x 0.238	HSS-E-PM	DIN/ANSI	
UNC 5/16-18	H5	2B	EP23PA5/16H5	7.94 .312	90.00 3.543	33.17 1.305	18.00 .709	3	0.318 x 0.238	HSS-E-PM	DIN/ANSI	
UNC 3/8-16	H3	3B	EP23PA3/8	9.52 .375	100.00 3.937	37.77 1.487	20.00 .787	3	0.381 x 0.286	HSS-E-PM	DIN/ANSI	
UNC 3/8-16	H5	2B	EP23PA3/8H5	9.52 .375	100.00 3.937	37.77 1.487	20.00 .787	3	0.381 x 0.286	HSS-E-PM	DIN/ANSI	
UNC 7/16-14	H3	3B	EP23PA7/16	11.11 .437	100.00 3.937	72.60 2.858	20.00 .787	4	0.323 x 0.242	HSS-E-PM	DIN/ANSI	
UNC 1/2-13	H3	3B	EP23PA1/2	12.70 .500	110.00 4.330	81.80 3.220	23.00 .906	4	0.367 x 0.275	HSS-E-PM	DIN/ANSI	
UNC 1/2-13	H5	2B	EP23PA1/2H5	12.70 .500	110.00 4.330	81.80 3.220	23.00 .906	4	0.367 x 0.275	HSS-E-PM	DIN/ANSI	
UNC 5/8-11	H3	3B	EP23PA5/8	15.88 .625	110.00 4.330	65.80 2.590	23.00 .906	4	0.480 x 0.360	HSS-E-PM	DIN/ANSI	

Parametrelerle ilgili açıklamalar için, bkz sayfa (Ref 1) ve sayfa 7.



289



248




276

CoroTap™ 200

EP23PA

THFT
THCHT
ULDR (xTD)
KAPLAMA

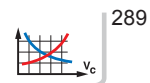
UNC
B
3.0
CoolTop



≤350HB

				Ölçüler, mm, (inç)							
TDZ	TCT	TCTR	Sipariş kodu	TD	LF	LU	THLGTH	NOF	CZC_MS	ALT KATMAN	BSG
UNC 5/8-11	H5	2B	EP23PA5/8H5	15.88 .625	110.00 4.330	65.80 2.590	23.00 .906	4	0.480 x 0.360	HSS-E-PM	DIN/ANSI
UNC 3/4-10	H3	3B	EP23PA3/4	19.05 .750	125.00 4.921	77.50 3.051	30.00 1.181	4	0.590 x 0.442	HSS-E-PM	DIN/ANSI
UNC 3/4-10	H5	2B	EP23PA3/4H5	19.05 .750	125.00 4.921	77.50 3.051	30.00 1.181	4	0.590 x 0.442	HSS-E-PM	DIN/ANSI
UNC 7/8-9	H4	3B	EP23PA7/8	22.22 .875	140.00 5.511	92.50 3.641	34.00 1.339	4	0.697 x 0.523	HSS-E-PM	DIN/ANSI
UNC 1"-8	H4	3B	EP23PA1	25.40 1.000	160.00 6.299	95.40 3.755	35.99 1.417	4	0.800 x 0.600	HSS-E-PM	DIN/ANSI

Parametrelerle ilgili açıklamalar için, bkz sayfa (Ref 1) ve sayfa 7.




CoroTap™ 200

EP29PA

THFT
THCHT
ULDR (xTD)
KAPLAMA

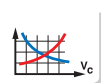
UNC
B
3.0
CoolTop



≤350HB

		Ölçüler, mm, (inç)								
TDZ	TCTR	Sipariş kodu	TD	LF	LU	THLGTH	NOF	CZC_MS	ALT KATMAN	BSG
UNC 1/4-20	2BX	EP29PA1/4	6.35	80.00	24.59	15.00	3	0.255 x 0.191	HSS-E-PM	DIN/ANSI
			.250	3.149	.968	.591				
UNC 5/16-18	2BX	EP29PA5/16	7.94	90.00	33.17	18.00	3	0.318 x 0.238	HSS-E-PM	DIN/ANSI
			.312	3.543	1.305	.709				
UNC 3/8-16	2BX	EP29PA3/8	9.52	100.00	37.77	20.00	3	0.381 x 0.286	HSS-E-PM	DIN/ANSI
			.375	3.937	1.487	.787				
UNC 7/16-14	2BX	EP29PA7/16	11.11	100.00	72.60	20.00	4	0.323 x 0.242	HSS-E-PM	DIN/ANSI
			.437	3.937	2.858	.787				
UNC 1/2-13	2BX	EP29PA1/2	12.70	110.00	81.80	23.00	4	0.367 x 0.275	HSS-E-PM	DIN/ANSI
			.500	4.330	3.220	.906				
UNC 5/8-11	2BX	EP29PA5/8	15.88	110.00	65.80	23.00	4	0.480 x 0.360	HSS-E-PM	DIN/ANSI
			.625	4.330	2.590	.906				
UNC 3/4-10	2BX	EP29PA3/4	19.05	125.00	77.50	30.00	4	0.590 x 0.442	HSS-E-PM	DIN/ANSI
			.750	4.921	3.051	1.181				
UNC 7/8-9	2BX	EP29PA7/8	22.22	140.00	90.90	34.00	4	0.697 x 0.523	HSS-E-PM	DIN/ANSI
			.875	5.511	3.578	1.339				
UNC 1"-8	2BX	EP29PA1	25.40	160.00	95.40	35.99	4	0.800 x 0.600	HSS-E-PM	DIN/ANSI
			1.000	6.299	3.755	1.417				

Parametrelerle ilgili açıklamalar için, bkz sayfa (Ref 1) ve (Ref 2)



287



248



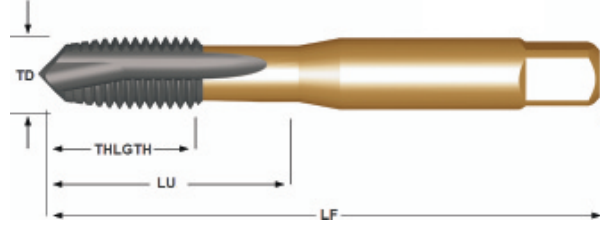
276

CoroTap™ 200

E057

THFT
THCHT
ULDR (xTD)
KAPLAMA

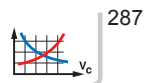
UNC
B
2.5
CoolTop



≤350HB

		Ölçüler, mm, (inç)									
TDZ	TCTR	Sipariş kodu	TD	LF	LU	THLGTH	NOF	CZC_MS	ALT KATMAN	BSG	
UNC # 6-32	2B	E0576-32	3.51 .137	50.00 1.968	14.00 .551	16.50 .650	3	3.55 x 2.80	HSS-PM	ISO 529	
UNC # 8-32	2B	E0578-32	4.17 .164	53.00 2.086	17.00 .669	9.50 .374	3	4.50 x 3.55	HSS-PM	ISO 529	
UNC # 10-24	2B	E05710-24	4.83 .190	58.00 2.283	20.00 .787	11.20 .441	3	5.00 x 4.00	HSS-PM	ISO 529	
UNC 1/4-20	2B	E0571/4	6.35 .250	66.00 2.598	26.00 1.023	13.20 .520	3	6.30 x 5.00	HSS-PM	ISO 529	
UNC 5/16-18	2B	E0575/16	7.94 .312	72.00 2.834	29.00 1.141	16.30 .642	3	8.00 x 6.30	HSS-PM	ISO 529	
UNC 3/8-16	2B	E0573/8	9.52 .375	80.00 3.149	32.00 1.259	18.10 .713	3	10.00 x 8.00	HSS-PM	ISO 529	
UNC 1/2-13	2B	E0571/2	12.70 .500	89.00 3.503	62.00 2.440	22.50 .886	3	9.00 x 7.10	HSS-PM	ISO 529	
UNC 5/8-11	2B	E0575/8	15.88 .625	102.00 4.015	59.00 2.322	24.50 .965	3	12.50 x 10.00	HSS-PM	ISO 529	
UNC 3/4-10	2B	E0573/4	19.05 .750	112.00 4.409	68.00 2.677	29.50 1.161	4	14.00 x 11.20	HSS-PM	ISO 529	

Parametrelerle ilgili açıklamalar için, bkz sayfa (Ref 1) ve (Ref 2)

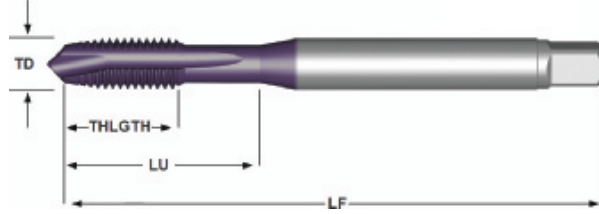


CoroTap™ 200

E872

THFT
THCHT
ULDR (xTD)
KAPLAMA

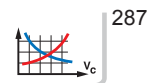
UNC
B
2.5
SmoothTop



M

TDZ	TCTR	Sipariş kodu	Ölçüler, mm, (inç)							
			TD	LF	LU	THLGTH	NOF	CZC_MS	ALT KATMAN	BSG
UNC # 4-40	2B	E8724-40	2.84	56.00	15.47	9.00	3	0.141 x 0.110	HSS-PM	DIN/ANSI
			.112	2.204	.609	.354				
UNC # 6-32	2B	E8726-32	3.51	56.00	15.08	11.00	3	0.141 x 0.110	HSS-PM	DIN/ANSI
			.137	2.204	.593	.433				
UNC # 8-32	2B	E8728-32	4.17	63.00	16.58	13.00	3	0.168 x 0.131	HSS-PM	DIN/ANSI
			.164	2.480	.652	.512				
UNC # 10-24	2B	E87210-24	4.83	70.00	21.42	14.00	3	0.194 x 0.152	HSS-PM	DIN/ANSI
			.190	2.755	.843	.551				
UNC 1/4-20	2B	E8721/4	6.35	80.00	25.59	15.00	3	0.255 x 0.191	HSS-PM	DIN/ANSI
			.250	3.149	1.007	.591				
UNC 5/16-18	2B	E8725/16	7.94	90.00	30.20	18.00	3	0.318 x 0.238	HSS-PM	DIN/ANSI
			.312	3.543	1.189	.709				
UNC 3/8-16	2B	E8723/8	9.52	100.00	32.80	20.00	3	0.381 x 0.286	HSS-PM	DIN/ANSI
			.375	3.937	1.291	.787				
UNC 7/16-14	2B	E8727/16	11.11	100.00	72.60	20.00	4	0.323 x 0.242	HSS-PM	DIN/ANSI
			.437	3.937	2.858	.787				
UNC 1/2-13	2B	E8721/2	12.70	110.00	81.80	23.00	4	0.367 x 0.275	HSS-PM	DIN/ANSI
			.500	4.330	3.220	.906				
UNC 5/8-11	2B	E8725/8	15.88	110.00	65.80	23.00	4	0.480 x 0.360	HSS-PM	DIN/ANSI
			.625	4.330	2.590	.906				
UNC 3/4-10	2B	E8723/4	19.05	125.00	77.50	30.00	4	0.590 x 0.442	HSS-PM	DIN/ANSI
			.750	4.921	3.051	1.181				
UNC 7/8-9	2B	E8727/8	22.22	140.00	90.90	34.00	4	0.697 x 0.523	HSS-PM	DIN/ANSI
			.875	5.511	3.578	1.339				

Parametrelerle ilgili açıklamalar için, bkz sayfa (Ref 1) ve (Ref 2)




CoroTap™ 200

E055

THFT
THCHT
ULDR (xTD)
KAPLAMA

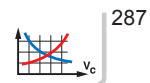
UNC
B
2.5
ST



M


		Ölçüler, mm, (inç)									
TDZ	TCTR	Sipariş kodu	TD	LF	LU	THLGTH	NOF	CZC_MS	ALT KATMAN	BSG	
UNC # 4-40	2B	E0554-40	2.84	48.00	12.50	14.50	3	3.15 x 2.50	HSS-PM	ISO 529	
			.112	1.889	.492	.571					
UNC # 6-32	2B	E0556-32	3.51	50.00	14.00	16.50	3	3.55 x 2.80	HSS-PM	ISO 529	
			.137	1.968	.551	.650					
UNC # 8-32	2B	E0558-32	4.17	53.00	17.00	9.50	3	4.50 x 3.55	HSS-PM	ISO 529	
			.164	2.086	.669	.374					
UNC # 10-24	2B	E05510-24	4.83	58.00	20.00	11.20	3	5.00 x 4.00	HSS-PM	ISO 529	
			.190	2.283	.787	.441					
UNC 1/4-20	2B	E0551/4	6.35	66.00	26.00	13.20	3	6.30 x 5.00	HSS-PM	ISO 529	
			.250	2.598	1.023	.520					
UNC 5/16-18	2B	E0555/16	7.94	72.00	29.00	16.30	3	8.00 x 6.30	HSS-PM	ISO 529	
			.312	2.834	1.141	.642					
UNC 3/8-16	2B	E0553/8	9.52	80.00	32.00	18.10	3	10.00 x 8.00	HSS-PM	ISO 529	
			.375	3.149	1.259	.713					
UNC 1/2-13	2B	E0551/2	12.70	89.00	62.00	22.50	4	9.00 x 7.10	HSS-PM	ISO 529	
			.500	3.503	2.440	.886					
UNC 5/8-11	2B	E0555/8	15.88	102.00	59.00	24.50	4	12.50 x 10.00	HSS-PM	ISO 529	
			.625	4.015	2.322	.965					
UNC 3/4-10	2B	E0553/4	19.05	112.00	68.00	29.50	4	14.00 x 11.20	HSS-PM	ISO 529	
			.750	4.409	2.677	1.161					

Parametrelerle ilgili açıklamalar için, bkz sayfa (Ref 1) ve (Ref 2)



CoroTap™ 200

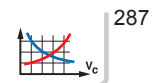
E876

THFT
THCHT
ULDR (xTD)UNC
B
3.0

N

		Ölçüler, mm, (inç)								
TDZ	TCTR	Sipariş kodu	TD	LF	LU	THLGTH	NOF	CZC_MS	ALT KATMAN	BSG
UNC # 4-40	2B	E8764-40	2.84 .112	56.00 2.204	15.47 .609	9.00 .354	2	0.141 x 0.110	HSS-E-PM	DIN/ANSI
UNC # 6-32	2B	E8766-32	3.51 .137	56.00 2.204	15.08 .593	11.00 .433	2	0.141 x 0.110	HSS-E-PM	DIN/ANSI
UNC # 8-32	2B	E8768-32	4.17 .164	63.00 2.480	16.58 .652	13.00 .512	2	0.168 x 0.131	HSS-E-PM	DIN/ANSI
UNC # 10-24	2B	E87610-24	4.83 .190	70.00 2.755	21.42 .843	14.00 .551	2	0.194 x 0.152	HSS-E-PM	DIN/ANSI
UNC 1/4-20	2B	E8761/4	6.35 .250	80.00 3.149	25.59 1.007	15.00 .591	3	0.255 x 0.191	HSS-E-PM	DIN/ANSI
UNC 5/16-18	2B	E8765/16	7.94 .312	90.00 3.543	30.20 1.189	18.00 .709	3	0.318 x 0.238	HSS-E-PM	DIN/ANSI
UNC 3/8-16	2B	E8763/8	9.52 .375	100.00 3.937	32.80 1.291	20.00 .787	3	0.381 x 0.286	HSS-E-PM	DIN/ANSI
UNC 7/16-14	2B	E8767/16	11.11 .437	100.00 3.937	72.60 2.858	20.00 .787	3	0.323 x 0.242	HSS-E-PM	DIN/ANSI
UNC 1/2-13	2B	E8761/2	12.70 .500	110.00 4.330	81.80 3.220	23.00 .906	3	0.367 x 0.275	HSS-E-PM	DIN/ANSI

Parametrelerle ilgili açıklamalar için, bkz sayfa (Ref 1) ve (Ref 2)




CoroTap™ 200

E875

THFT
THCHT
ULDR (xTD)
KAPLAMA

UNF
B
2.5
CoolTop

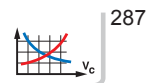


P

30-48 HRC

		Ölçüler, mm, (inç)									
TDZ	TCTR	Sipariş kodu	TD	LF	LU	THLGTH	NOF	CZC_MS	ALT KATMAN	BSG	
UNF # 10-32	2B	E87510-32	4.83	80.00	17.00	17.00	3	0.255 x 0.191	HSS-E-PM	DIN/ANSI	
			.190	3.149	.669	.669					
UNF 1/4-28	2B	E8751/4	6.35	90.00	20.20	20.20	3	0.318 x 0.238	HSS-E-PM	DIN/ANSI	
			.250	3.543	.795	.795					
UNF 5/16-24	2B	E8755/16	7.94	100.00	20.00	20.00	3	0.381 x 0.286	HSS-E-PM	DIN/ANSI	
			.312	3.937	.787	.787					
UNF 3/8-24	2B	E8753/8	9.52	100.00	32.80	20.00	3	0.381 x 0.286	HSS-E-PM	DIN/ANSI	
			.375	3.937	1.291	.787					
UNF 7/16-20	2B	E8757/16	11.11	100.00	72.60	20.00	4	0.323 x 0.242	HSS-E-PM	DIN/ANSI	
			.437	3.937	2.858	.787					
UNF 1/2-20	2B	E8751/2	12.70	110.00	81.80	23.00	4	0.367 x 0.275	HSS-E-PM	DIN/ANSI	
			.500	4.330	3.220	.906					
UNF 5/8-18	2B	E8755/8	15.88	110.00	65.80	23.00	4	0.480 x 0.360	HSS-E-PM	DIN/ANSI	
			.625	4.330	2.590	.906					
UNF 3/4-16	2B	E8753/4	19.05	125.00	77.50	30.00	4	0.590 x 0.442	HSS-E-PM	DIN/ANSI	
			.750	4.921	3.051	1.181					

Parametrelerle ilgili açıklamalar için, bkz sayfa (Ref 1) ve (Ref 2)




CoroTap™ 200

EP33PA

THFT
THCHT
ULDR (xTD)
KAPLAMA

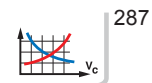
UNF
B
3.0
CoolTop



≤350HB

			Ölçüler, mm, (inç)									
TDZ	TCT	TCTR	Sipariş kodu	TD	LF	LU	THLGTH	NOF	CZC_MS	ALT KATMAN	BSG	
UNF # 8-36	H2	2BX	EP33PA8-36	4.17	63.00	21.18	13.00	3	0.168 x 0.131	HSS-E-PM	DIN/ANSI	
				.164	2.480	.833	.512					
UNF # 10-32	H3	2BX	EP33PA10-32	4.83	70.00	27.54	14.00	3	0.194 x 0.152	HSS-E-PM	DIN/ANSI	
				.190	2.755	1.084	.551					
UNF 1/4-28	H3	3BX	EP33PA1/4	6.35	80.00	24.59	15.00	3	0.255 x 0.191	HSS-E-PM	DIN/ANSI	
				.250	3.149	.968	.591					
UNF 1/4-28	H4	2BX	EP33PA1/4H4	6.35	80.00	24.59	15.00	3	0.255 x 0.191	HSS-E-PM	DIN/ANSI	
				.250	3.149	.968	.591					
UNF 5/16-24	H3	3BX	EP33PA5/16	7.94	90.00	33.17	18.00	3	0.318 x 0.238	HSS-E-PM	DIN/ANSI	
				.312	3.543	1.305	.709					
UNF 5/16-24	H4	2BX	EP33PA5/16H4	7.94	90.00	33.17	18.00	3	0.318 x 0.238	HSS-E-PM	DIN/ANSI	
				.312	3.543	1.305	.709					
UNF 3/8-24	H3	3BX	EP33PA3/8	9.52	100.00	37.77	20.00	3	0.381 x 0.286	HSS-E-PM	DIN/ANSI	
				.375	3.937	1.487	.787					
UNF 3/8-24	H4	2BX	EP33PA3/8H4	9.52	100.00	37.77	20.00	3	0.381 x 0.286	HSS-E-PM	DIN/ANSI	
				.375	3.937	1.487	.787					
UNF 7/16-20	H3	3BX	EP33PA7/16	11.11	100.00	72.60	20.00	4	0.323 x 0.242	HSS-E-PM	DIN/ANSI	
				.437	3.937	2.858	.787					
UNF 1/2-20	H3	3BX	EP33PA1/2	12.70	110.00	81.80	23.00	4	0.367 x 0.275	HSS-E-PM	DIN/ANSI	
				.500	4.330	3.220	.906					
UNF 1/2-20	H5	2BX	EP33PA1/2H5	12.70	110.00	81.80	23.00	4	0.367 x 0.275	HSS-E-PM	DIN/ANSI	
				.500	4.330	3.220	.906					
UNF 5/8-18	H3	3BX	EP33PA5/8	15.88	110.00	65.80	23.00	4	0.480 x 0.360	HSS-E-PM	DIN/ANSI	
				.625	4.330	2.590	.906					
UNF 5/8-18	H5	2BX	EP33PA5/8H5	15.88	110.00	65.80	23.00	4	0.480 x 0.360	HSS-E-PM	DIN/ANSI	
				.625	4.330	2.590	.906					
UNF 3/4-16	H3	3BX	EP33PA3/4	19.05	125.00	77.50	30.00	4	0.590 x 0.442	HSS-E-PM	DIN/ANSI	
				.750	4.921	3.051	1.181					
UNF 3/4-16	H5	2BX	EP33PA3/4H5	19.05	125.00	77.50	30.00	4	0.590 x 0.442	HSS-E-PM	DIN/ANSI	
				.750	4.921	3.051	1.181					
UNF 7/8-14	H4	3BX	EP33PA7/8	22.22	140.00	90.90	34.00	4	0.697 x 0.523	HSS-E-PM	DIN/ANSI	
				.875	5.511	3.578	1.339					
UNF 1"-12	H4	3BX	EP33PA1-12	25.40	160.00	95.40	35.99	4	0.800 x 0.600	HSS-E-PM	DIN/ANSI	
				1.000	6.299	3.755	1.417					

Parametrelerle ilgili açıklamalar için, bkz sayfa (Ref 1) ve (Ref 2)



287



248




276

CoroTap™ 200

EP39PA

THFT
THCHT
ULDR (xTD)
KAPLAMA

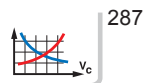
UNF
B
3.0
CoolTop



≤350HB

		Ölçüler, mm, (inç)									
TDZ	TCTR	Sipariş kodu	TD	LF	LU	THLGTH	NOF	CZC_MS	ALT KATMAN	BSG	
UNF # 10-32	2BX	EP39PA10-32	4.83 .190	70.00 2.755	27.54 1.084	14.00 .551	3	0.194 x 0.152	HSS-E-PM	DIN/ANSI	
UNF 1/4-28	2BX	EP39PA1/4	6.35 .250	80.00 3.149	24.59 .968	15.00 .591	3	0.255 x 0.191	HSS-E-PM	DIN/ANSI	
UNF 5/16-24	2BX	EP39PA5/16	7.94 .312	90.00 3.543	33.17 1.305	18.00 .709	3	0.318 x 0.238	HSS-E-PM	DIN/ANSI	
UNF 3/8-24	2BX	EP39PA3/8	9.52 .375	100.00 3.937	37.77 1.487	20.00 .787	3	0.381 x 0.286	HSS-E-PM	DIN/ANSI	
UNF 1/2-20	2BX	EP39PA1/2	12.70 .500	110.00 4.330	81.80 3.220	23.00 .906	4	0.367 x 0.275	HSS-E-PM	DIN/ANSI	
UNF 5/8-18	2BX	EP39PA5/8	15.88 .625	110.00 4.330	65.80 2.590	23.00 .906	4	0.480 x 0.360	HSS-E-PM	DIN/ANSI	

Parametrelerle ilgili açıklamalar için, bkz sayfa (Ref 1) ve (Ref 2)



287



248




276

CoroTap™ 200

E873

THFT
THCHT
ULDR (xTD)
KAPLAMA

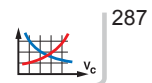
UNF
B
2.5
SmoothTop



M

TDZ	TCTR	Sipariş kodu	Ölçüler, mm, (inç)							
			TD	LF	LU	THLGTH	NOF	CZC_MS	ALT KATMAN	BSG
UNF # 10-32	2B	E87310-32	4.83	70.00	21.42	14.00	3	0.194 x 0.152	HSS-PM	DIN/ANSI
			.190	2.755	.843	.551				
UNF 1/4-28	2B	E8731/4	6.35	80.00	25.59	15.00	3	0.255 x 0.191	HSS-PM	DIN/ANSI
			.250	3.149	1.007	.591				
UNF 5/16-24	2B	E8735/16	7.94	90.00	30.20	18.00	3	0.318 x 0.238	HSS-PM	DIN/ANSI
			.312	3.543	1.189	.709				
UNF 3/8-24	2B	E8733/8	9.52	100.00	32.80	20.00	3	0.381 x 0.286	HSS-PM	DIN/ANSI
			.375	3.937	1.291	.787				
UNF 7/16-20	2B	E8737/16	11.11	100.00	72.60	20.00	4	0.323 x 0.242	HSS-PM	DIN/ANSI
			.437	3.937	2.858	.787				
UNF 1/2-20	2B	E8731/2	12.70	110.00	81.80	23.00	4	0.367 x 0.275	HSS-PM	DIN/ANSI
			.500	4.330	3.220	.906				
UNF 5/8-18	2B	E8735/8	15.88	110.00	65.80	23.00	4	0.480 x 0.360	HSS-PM	DIN/ANSI
			.625	4.330	2.590	.906				
UNF 3/4-16	2B	E8733/4	19.05	125.00	77.50	30.00	4	0.590 x 0.442	HSS-PM	DIN/ANSI
			.750	4.921	3.051	1.181				
UNF 7/8-14	2B	E8737/8	22.22	140.00	90.90	34.00	4	0.697 x 0.523	HSS-PM	DIN/ANSI
			.875	5.511	3.578	1.339				

Parametrelerle ilgili açıklamalar için, bkz sayfa (Ref 1) ve (Ref 2)




CoroTap™ 200

E060

THFT
THCHT
ULDR (xTD)
KAPLAMA

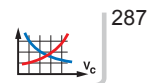
UNF
B
2.5
ST



M


		Ölçüler, mm, (inç)								
TDZ	TCTR	Sipariş kodu	TD	LF	LU	THLGTH	NOF	CZC_MS	ALT KATMAN	BSG
UNF # 10-32	2B	E06010-32	4.83 .190	58.00 2.283	20.00 .787	11.20 .441	3	5.00 x 4.00	HSS-PM	ISO 529
UNF 1/4-28	2B	E0601/4	6.35 .250	66.00 2.598	26.00 1.023	13.20 .520	3	6.30 x 5.00	HSS-PM	ISO 529
UNF 5/16-24	2B	E0605/16	7.94 .312	72.00 2.834	29.00 1.141	16.30 .642	3	8.00 x 6.30	HSS-PM	ISO 529
UNF 3/8-24	2B	E0603/8	9.52 .375	80.00 3.149	32.00 1.259	18.10 .713	3	10.00 x 8.00	HSS-PM	ISO 529

Parametrelerle ilgili açıklamalar için, bkz sayfa (Ref 1) ve (Ref 2)



CoroTap™ 200

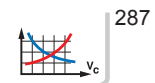
E877

THFT
THCMT
ULDR (xTD)UNF
B
3.0

N

		Ölçüler, mm, (inç)								
TDZ	TCTR	Sipariş kodu	TD	LF	LU	THLGTH	NOF	CZC_MS	ALT KATMAN	BSG
UNF # 10-32	2B	E87710-32	4.83 .190	70.00 2.755	21.42 .843	14.00 .551	2	0.194 x 0.152	HSS-E-PM	DIN/ANSI
UNF 1/4-28	2B	E8771/4	6.35 .250	80.00 3.149	25.59 1.007	15.00 .591	3	0.255 x 0.191	HSS-E-PM	DIN/ANSI
UNF 5/16-24	2B	E8775/16	7.94 .312	90.00 3.543	30.20 1.189	18.00 .709	3	0.318 x 0.238	HSS-E-PM	DIN/ANSI
UNF 3/8-24	2B	E8773/8	9.52 .375	100.00 3.937	32.80 1.291	20.00 .787	3	0.381 x 0.286	HSS-E-PM	DIN/ANSI

Parametrelerle ilgili açıklamalar için, bkz sayfa (Ref 1) ve (Ref 2)

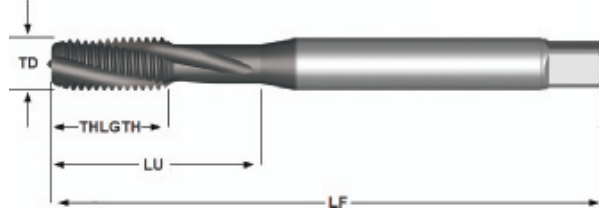


CoroTap™ 300

E314

FHA
THFT
THCHT
ULDR (xTD)
KAPLAMA

15
M
C
1.5
CoolTop

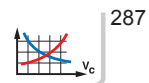


P

30-48 HRC

				Ölçüler, mm, (inç)								
TDZ	TP	TCTR	Sipariş kodu	TD	LF	LU	THLGTH	NOF	CZC_MS	ALT KATMAN	BSG	
M3	0.50	6H	E314M3	3.00 .118	63.00 2.480	12.00 .472	12.00 .472	3	4.50 x 3.40	HSS-E-PM	COROMANT-DIN	
M4	0.70	6H	E314M4	4.00 .157	70.00 2.755	13.00 .512	13.00 .512	3	6.00 x 4.90	HSS-E-PM	COROMANT-DIN	
M5	0.80	6H	E314M5	5.00 .196	80.00 3.149	15.00 .591	15.00 .591	3	6.00 x 4.90	HSS-E-PM	COROMANT-DIN	
M6	1.00	6H	E314M6	6.00 .236	90.00 3.543	18.00 .709	18.00 .709	3	8.00 x 6.20	HSS-E-PM	COROMANT-DIN	
M8	1.25	6H	E314M8	8.00 .314	100.00 3.937	20.00 .787	20.00 .787	3	10.00 x 8.00	HSS-E-PM	COROMANT-DIN	
M10	1.50	6H	E314M10	10.00 .393	100.00 3.937	39.00 1.535	20.00 .787	3	10.00 x 8.00	HSS-E-PM	COROMANT-DIN	

Parametrelerle ilgili açıklamalar için, bkz sayfa (Ref 1) ve (Ref 2)




CoroTap™ 300

E316

FHA
THFT
THCHT
ULDR (xTD)
KAPLAMA

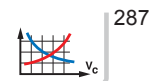
15
M
C
1.5
CoolTop



P
30-48 HRC

				Ölçüler, mm, (inç)								
TDZ	TP	TCTR	Sipariş kodu	TD	LF	LU	THLGTH	NOF	CZC_MS	ALT KATMAN	BSG	
M12	1.75	6H	E316M12	12.00 .472	110.00 4.330	83.00 3.267	23.00 .906	4	9.00 x 7.00	HSS-E-PM	DIN 376	
M14	2.00	6H	E316M14	14.00 .551	110.00 4.330	81.00 3.188	25.00 .984	4	11.00 x 9.00	HSS-E-PM	DIN 376	
M16	2.00	6H	E316M16	16.00 .629	110.00 4.330	68.00 2.677	25.00 .984	4	12.00 x 9.00	HSS-E-PM	DIN 376	
M18	2.50	6H	E316M18	18.00 .708	125.00 4.921	81.00 3.188	30.00 1.181	4	14.00 x 11.00	HSS-E-PM	DIN 376	
M20	2.50	6H	E316M20	20.00 .787	140.00 5.511	95.00 3.740	30.00 1.181	4	16.00 x 12.00	HSS-E-PM	DIN 376	

Parametrelerle ilgili açıklamalar için, bkz sayfa (Ref 1) ve (Ref 2)




CoroTap™ 300

E864

FHA
THFT
THCHT
ULDR (xTD)
KAPLAMA

15
M
C
1.5
CoolTop

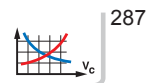


P

30-48 HRC

				Ölçüler, mm, (inç)								
TDZ	TP	TCTR	Sipariş kodu	TD	LF	LU	THLGTH	NOF	CZC_MS	ALT KATMAN	BSG	
M3	0.50	6H	E864M3	3.00 .118	63.00 2.480	13.00 .512	13.00 .512	3	0.168 x 0.131	HSS-E-PM	DIN/ANSI	
M4	0.70	6H	E864M4	4.00 .157	70.00 2.755	15.10 .594	15.10 .594	3	0.194 x 0.152	HSS-E-PM	DIN/ANSI	
M5	0.80	6H	E864M5	5.00 .196	80.00 3.149	17.00 .669	17.00 .669	3	0.255 x 0.191	HSS-E-PM	DIN/ANSI	
M6	1.00	6H	E864M6	6.00 .236	90.00 3.543	20.20 .795	20.20 .795	3	0.318 x 0.238	HSS-E-PM	DIN/ANSI	
M8	1.25	6H	E864M8	8.00 .314	100.00 3.937	20.00 .787	20.00 .787	3	0.381 x 0.286	HSS-E-PM	DIN/ANSI	
M10	1.50	6H	E864M10	10.00 .393	100.00 3.937	37.80 1.488	20.00 .787	3	0.381 x 0.286	HSS-E-PM	DIN/ANSI	
M12	1.75	6H	E864M12	12.00 .472	110.00 4.330	86.02 3.386	23.00 .906	4	0.367 x 0.275	HSS-E-PM	DIN/ANSI	
M14	2.00	6H	E864M14	14.00 .551	110.00 4.330	84.82 3.339	23.00 .906	4	0.429 x 0.322	HSS-E-PM	DIN/ANSI	
M16	2.00	6H	E864M16	16.00 .629	110.00 4.330	70.86 2.789	23.00 .906	4	0.480 x 0.360	HSS-E-PM	DIN/ANSI	
M18	2.50	6H	E864M18	18.00 .708	125.00 4.921	84.69 3.334	30.00 1.181	4	0.542 x 0.406	HSS-E-PM	DIN/ANSI	
M20	2.50	6H	E864M20	20.00 .787	140.00 5.511	97.58 3.841	30.00 1.181	4	0.652 x 0.489	HSS-E-PM	DIN/ANSI	

Parametrelerle ilgili açıklamalar için, bkz sayfa (Ref 1) ve (Ref 2)




CoroTap™ 300

EX03P

FHA
THFT
THCHT
ULDR (xTD)
KAPLAMA

48
M
C
3.0
CoolTop



≤350HB

				Ölçüler, mm, (inç)								
TDZ	TP	TCTR	Sipariş kodu	TD	LF	LU	THLGTH	NOF	CZC_MS	ALT KATMAN	BSG	
M1.6	0.35	6HX	EX03PM1.6	1.60 .062	40.00 1.574	20.00 .787	6.00 .236	2	2.50 x 2.10	HSS-E-PM	DIN 371	
M2	0.40	6HX	EX03PM2	2.00 .078	45.00 1.771	9.00 .354	4.00 .157	3	2.80 x 2.10	HSS-E-PM	DIN 371	
M2.2	0.45	6HX	EX03PM2.2	2.20 .086	45.00 1.771	12.00 .472	4.00 .157	3	2.80 x 2.10	HSS-E-PM	DIN 371	
M2.3	0.40	6HX	EX03PM2.3	2.30 .090	45.00 1.771	12.00 .472	4.00 .157	3	2.80 x 2.10	HSS-E-PM	DIN 371	
M2.5	0.45	6HX	EX03PM2.5	2.50 .098	50.00 1.968	12.50 .492	4.00 .157	3	2.80 x 2.10	HSS-E-PM	DIN 371	
M2.6	0.45	6HX	EX03PM2.6	2.60 .102	50.00 1.968	12.50 .492	4.00 .157	3	2.80 x 2.10	HSS-E-PM	DIN 371	
M3	0.50	6HX	EX03PM3	3.00 .118	56.00 2.204	18.00 .708	5.90 .232	3	3.50 x 2.70	HSS-E-PM	DIN 371	
M3.5	0.60	6HX	EX03PM3.5	3.50 .137	56.00 2.204	20.00 .787	7.00 .276	3	4.00 x 3.00	HSS-E-PM	DIN 371	
M4	0.70	6HX	EX03PM4	4.00 .157	63.00 2.480	21.00 .826	6.70 .264	3	4.50 x 3.40	HSS-E-PM	DIN 371	
M5	0.80	6HX	EX03PM5	5.00 .196	70.00 2.755	25.00 .984	7.70 .303	3	6.00 x 4.90	HSS-E-PM	DIN 371	
M5	0.80	6HX	EX03PM5DIN376	5.00 .196	70.00 2.755	49.00 1.929	8.00 .315	3	3.50 x 2.70	HSS-E-PM	DIN 376	
M6	1.00	6HX	EX03PM6	6.00 .236	80.00 3.149	30.00 1.181	10.00 .394	3	6.00 x 4.90	HSS-E-PM	DIN 371	
M6	1.00	6HX	EX03PM6DIN376	6.00 .236	80.00 3.149	59.00 2.322	10.00 .394	3	4.50 x 3.40	HSS-E-PM	DIN 376	
M7	1.00	6HX	EX03PM7	7.00 .275	80.00 3.149	31.00 1.220	10.00 .394	3	7.00 x 5.50	HSS-E-PM	DIN 371	
M8	1.25	6HX	EX03PM8	8.00 .314	90.00 3.543	35.00 1.377	11.60 .457	3	8.00 x 6.20	HSS-E-PM	DIN 371	
M8	1.25	6HX	EX03PM8DIN376	8.00 .314	90.00 3.543	67.00 2.637	13.00 .512	3	6.00 x 4.90	HSS-E-PM	DIN 376	
M10	1.50	6HX	EX03PM10	10.00 .393	100.00 3.937	39.00 1.535	15.10 .594	3	10.00 x 8.00	HSS-E-PM	DIN 371	
M10	1.50	6HX	EX03PM10DIN376	10.00 .393	100.00 3.937	77.00 3.031	20.00 .787	3	7.00 x 5.50	HSS-E-PM	DIN 376	
M12	1.75	6HX	EX03PM12	12.00 .472	110.00 4.330	83.00 3.267	16.00 .630	3	9.00 x 7.00	HSS-E-PM	DIN 376	
M14	2.00	6HX	EX03PM14	14.00 .551	110.00 4.330	81.00 3.188	25.00 .984	3	11.00 x 9.00	HSS-E-PM	DIN 376	
M16	2.00	6HX	EX03PM16	16.00 .629	110.00 4.330	68.00 2.677	20.00 .787	4	12.00 x 9.00	HSS-E-PM	DIN 376	

Parametrelerle ilgili açıklamalar için, bkz sayfa (Ref 1) ve sayfa 7.



287



248




276

CoroTap™ 300

EX03P

FHA
THFT
THCHT
ULDR (xTD)
KAPLAMA

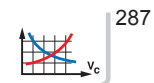
48
M
C
3.0
CoolTop



≤350HB

				Ölçüler, mm, (inç)								
TDZ	TP	TCTR	Sipariş kodu	TD	LF	LU	THLGTH	NOF	CZC_MS	ALT KATMAN	BSG	
M18	2.50	6HX	EX03PM18	18.00 .708	125.00 4.921	81.00 3.188	25.00 .984	4	14.00 x 11.00	HSS-E-PM	DIN 376	
M20	2.50	6HX	EX03PM20	20.00 .787	140.00 5.511	95.00 3.740	25.00 .984	4	16.00 x 12.00	HSS-E-PM	DIN 376	
M22	2.50	6HX	EX03PM22	22.00 .866	140.00 5.511	93.00 3.661	25.00 .984	4	18.00 x 14.50	HSS-E-PM	DIN 376	
M24	3.00	6HX	EX03PM24	24.00 .944	160.00 6.299	113.00 4.448	30.00 1.181	4	18.00 x 14.50	HSS-E-PM	DIN 376	
M27	3.00	6HX	EX03PM27	27.00 1.062	160.00 6.299	97.00 3.818	30.00 1.181	4	20.00 x 16.00	HSS-E-PM	DIN 376	
M30	3.50	6HX	EX03PM30	30.00 1.181	180.00 7.086	115.00 4.527	36.00 1.417	4	22.00 x 18.00	HSS-E-PM	DIN 376	

Parametrelerle ilgili açıklamalar için, bkz sayfa (Ref 1) ve sayfa 7.



287



248



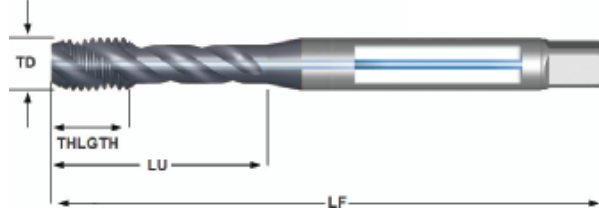
276

CoroTap™ 300

EX09P

FHA
THFT
THCHT
ULDR (xTD)
KAPLAMA

48
M
C
3.0
CoolTop



≤350HB

				Ölçüler, mm, (inç)								
TDZ	TP	TCTR	Sipariş kodu	TD	LF	LU	THLGTH	NOF	CZC_MS	ALT KATMAN	BSG	
M4	0.70	6HX	EX09PM4	4.00 .157	63.00 2.480	21.00 .826	6.70 .264	3	4.50 x 3.40	HSS-E-PM	DIN 371	
M5	0.80	6HX	EX09PM5	5.00 .196	70.00 2.755	25.00 .984	7.70 .303	3	6.00 x 4.90	HSS-E-PM	DIN 371	
M6	1.00	6HX	EX09PM6	6.00 .236	80.00 3.149	31.00 1.220	10.00 .394	3	6.00 x 4.90	HSS-E-PM	DIN 371	
M7	1.00	6HX	EX09PM7	7.00 .275	80.00 3.149	31.00 1.220	10.00 .394	3	7.00 x 5.50	HSS-E-PM	DIN 371	
M8	1.25	6HX	EX09PM8	8.00 .314	90.00 3.543	35.00 1.377	11.60 .457	3	8.00 x 6.20	HSS-E-PM	DIN 371	
M10	1.50	6HX	EX09PM10	10.00 .393	100.00 3.937	39.00 1.535	15.10 .594	3	10.00 x 8.00	HSS-E-PM	DIN 371	
M12	1.75	6HX	EX09PM12	12.00 .472	110.00 4.330	83.00 3.267	16.00 .630	3	9.00 x 7.00	HSS-E-PM	DIN 376	
M14	2.00	6HX	EX09PM14	14.00 .551	110.00 4.330	81.00 3.188	25.00 .984	3	11.00 x 9.00	HSS-E-PM	DIN 376	
M16	2.00	6HX	EX09PM16	16.00 .629	110.00 4.330	68.00 2.677	20.00 .787	4	12.00 x 9.00	HSS-E-PM	DIN 376	
M18	2.50	6HX	EX09PM18	18.00 .708	125.00 4.921	81.00 3.188	25.00 .984	4	14.00 x 11.00	HSS-E-PM	DIN 376	
M20	2.50	6HX	EX09PM20	20.00 .787	140.00 5.511	95.00 3.740	25.00 .984	4	16.00 x 12.00	HSS-E-PM	DIN 376	
M22	2.50	6HX	EX09PM22	22.00 .866	140.00 5.511	93.00 3.661	25.00 .984	4	18.00 x 14.50	HSS-E-PM	DIN 376	
M24	3.00	6HX	EX09PM24	24.00 .944	160.00 6.299	113.00 4.448	30.00 1.181	4	18.00 x 14.50	HSS-E-PM	DIN 376	
M27	3.00	6HX	EX09PM27	27.00 1.062	160.00 6.299	97.00 3.818	30.00 1.181	4	20.00 x 16.00	HSS-E-PM	DIN 376	
M30	3.50	6HX	EX09PM30	30.00 1.181	180.00 7.086	115.00 4.527	36.00 1.417	4	22.00 x 18.00	HSS-E-PM	DIN 376	

Parametrelerle ilgili açıklamalar için, bkz sayfa (Ref 1) ve (Ref 2)



287



248



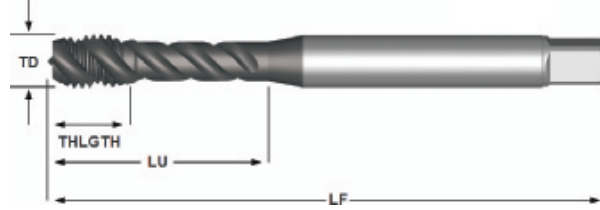
276

CoroTap™ 300

EX03PA

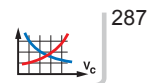
FHA
THFT
THCHT
ULDR (xTD)
KAPLAMA

48
M
C
3.0
CoolTop



				Ölçüler, mm, (inç)								
TDZ	TP	TCTR	Sipariş kodu	TD	LF	LU	THLGTH	NOF	CZC_MS	ALT KATMAN	BSG	
M3	0.50	6HX	EX03PAM3	3.00	56.00	15.88	5.99	3	0.141 x 0.110	HSS-E-PM	DIN/ANSI	
				.118	2.204	.625	.236					
M4	0.70	6HX	EX03PAM4	4.00	63.00	16.58	7.01	3	0.168 x 0.131	HSS-E-PM	DIN/ANSI	
				.157	2.480	.652	.276					
M5	0.80	6HX	EX03PAM5	5.00	70.00	21.42	8.00	3	0.194 x 0.152	HSS-E-PM	DIN/ANSI	
				.196	2.755	.843	.315					
M6	1.00	6HX	EX03PAM6	6.00	80.00	25.59	10.01	3	0.255 x 0.191	HSS-E-PM	DIN/ANSI	
				.236	3.149	1.007	.394					
M8	1.25	6HX	EX03PAM8	8.00	90.00	30.20	11.99	3	0.318 x 0.238	HSS-E-PM	DIN/ANSI	
				.314	3.543	1.189	.472					
M10	1.50	6HX	EX03PAM10	10.00	100.00	37.77	15.01	3	0.381 x 0.286	HSS-E-PM	DIN/ANSI	
				.393	3.937	1.487	.591					
M12	1.75	6HX	EX03PAM12	12.00	110.00	46.02	18.01	3	0.367 x 0.275	HSS-E-PM	DIN/ANSI	
				.472	4.330	3.386	.709					
M14	2.00	6HX	EX03PAM14	14.00	110.00	84.82	19.99	3	0.429 x 0.322	HSS-E-PM	DIN/ANSI	
				.551	4.330	3.339	.787					
M16	2.00	6HX	EX03PAM16	16.00	110.00	70.86	27.00	4	0.480 x 0.360	HSS-E-PM	DIN/ANSI	
				.629	4.330	2.789	1.063					
M18	2.50	6HX	EX03PAM18	18.00	125.00	84.69	30.00	4	0.542 x 0.406	HSS-E-PM	DIN/ANSI	
				.708	4.921	3.334	1.181					
M20	2.50	6HX	EX03PAM20	20.00	140.00	97.58	30.00	4	0.652 x 0.489	HSS-E-PM	DIN/ANSI	
				.787	5.511	3.841	1.181					
M24	3.00	6HX	EX03PAM24	24.00	160.00	101.60	30.00	4	0.760 x 0.570	HSS-E-PM	DIN/ANSI	
				.944	6.299	3.999	1.181					

Parametrelerle ilgili açıklamalar için, bkz sayfa (Ref 1) ve (Ref 2)

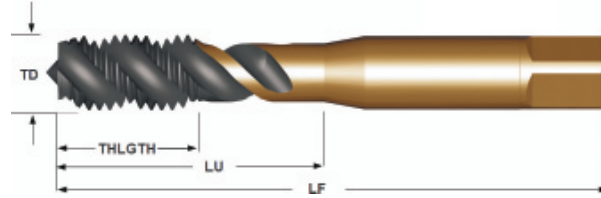


CoroTap™ 300

E050

FHA
THFT
THCHT
ULDR (xTD)
KAPLAMA

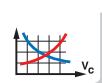
45
M
C
2.5
CoolTop



≤350HB

				Ölçüler, mm, (inç)								
TDZ	TP	TCTR	Sipariş kodu	TD	LF	LU	THLGTH	NOF	CZC_MS	ALT KATMAN	BSG	
M3	0.50	6H	E050M3	3.00 .118	48.00 1.889	12.50 .492	5.90 .232	3	3.15 x 2.50	HSS-PM	ISO 529	
M4	0.70	6H	E050M4	4.00 .157	53.00 2.086	19.00 .748	6.70 .264	3	4.00 x 3.15	HSS-PM	ISO 529	
M5	0.80	6H	E050M5	5.00 .196	58.00 2.283	22.00 .866	7.70 .303	3	5.00 x 4.00	HSS-PM	ISO 529	
M6	1.00	6H	E050M6	6.00 .236	66.00 2.598	27.00 1.062	10.00 .394	3	6.30 x 5.00	HSS-PM	ISO 529	
M8	1.25	6H	E050M8	8.00 .314	72.00 2.834	31.00 1.220	11.60 .457	3	8.00 x 6.30	HSS-PM	ISO 529	
M10	1.50	6H	E050M10	10.00 .393	80.00 3.149	52.00 2.047	15.10 .594	3	10.00 x 8.00	HSS-PM	ISO 529	
M12	1.75	6H	E050M12	12.00 .472	89.00 3.503	62.00 2.440	16.00 .630	3	9.00 x 7.10	HSS-PM	ISO 529	
M16	2.00	6H	E050M16	16.00 .629	102.00 4.015	59.00 2.322	18.00 .709	4	12.50 x 10.00	HSS-PM	ISO 529	
M20	2.50	6H	E050M20	20.00 .787	112.00 4.409	68.00 2.677	22.50 .886	4	14.00 x 11.20	HSS-PM	ISO 529	

Parametrelerle ilgili açıklamalar için, bkz sayfa (Ref 1) ve (Ref 2)



287



248



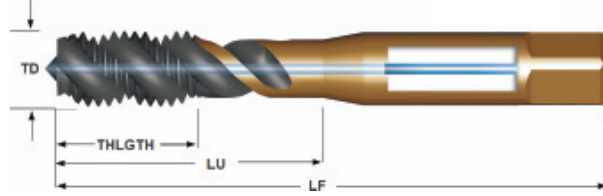
276

CoroTap™ 300

E051

FHA
THFT
THCHT
ULDR (xTD)
KAPLAMA

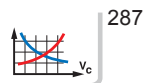
45
M
C
2.5
CoolTop



s350HB

				Ölçüler, mm, (inç)								
TDZ	TP	TCTR	Sipariş kodu	TD	LF	LU	THLGTH	NOF	CZC_MS	ALT KATMAN	BSG	
M6	1.00	6H	E051M6	6.00 .236	66.00 2.598	27.00 1.062	10.00 .394	3	6.30 x 5.00	HSS-PM	ISO 529	
M8	1.25	6H	E051M8	8.00 .314	72.00 2.834	31.00 1.220	11.60 .457	3	8.00 x 6.30	HSS-PM	ISO 529	
M10	1.50	6H	E051M10	10.00 .393	80.00 3.149	35.00 1.377	15.10 .594	3	10.00 x 8.00	HSS-PM	ISO 529	
M12	1.75	6H	E051M12	12.00 .472	89.00 3.503	62.00 2.440	16.00 .630	3	9.00 x 7.10	HSS-PM	ISO 529	
M16	2.00	6H	E051M16	16.00 .629	102.00 4.015	59.00 2.322	18.00 .709	4	12.50 x 10.00	HSS-PM	ISO 529	
M20	2.50	6H	E051M20	20.00 .787	112.00 4.409	68.00 2.677	22.50 .886	4	14.00 x 11.20	HSS-PM	ISO 529	

Parametrelerle ilgili açıklamalar için, bkz sayfa (Ref 1) ve (Ref 2)



287



248




276

CoroTap™ 300

E346

FHA
THFT
THCHT
ULDR (xTD)
KAPLAMA

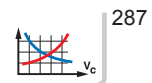
40
M
C
2.0
ST



M

				Ölçüler, mm, (inç)								
TDZ	TP	TCTR	Sipariş kodu	TD	LF	LU	THLGTH	NOF	CZC_MS	ALT KATMAN	BSG	
M3	0.50	6H	E346M3	3.00 .118	56.00 2.204	18.00 .708	5.90 .232	3	3.50 x 2.70	HSS-E	DIN 371	
M4	0.70	6H	E346M4	4.00 .157	63.00 2.480	21.00 .826	6.70 .264	3	4.50 x 3.40	HSS-E	DIN 371	
M5	0.80	6H	E346M5	5.00 .196	70.00 2.755	25.00 .984	7.70 .303	3	6.00 x 4.90	HSS-E	DIN 371	
M6	1.00	6H	E346M6	6.00 .236	80.00 3.149	30.00 1.181	10.00 .394	3	6.00 x 4.90	HSS-E	DIN 371	
M8	1.25	6H	E346M8	8.00 .314	90.00 3.543	33.00 1.299	11.60 .457	3	8.00 x 6.20	HSS-E	DIN 371	
M10	1.50	6H	E346M10	10.00 .393	100.00 3.937	39.00 1.535	15.10 .594	3	10.00 x 8.00	HSS-E	DIN 371	

Parametrelerle ilgili açıklamalar için, bkz sayfa (Ref 1) ve (Ref 2)

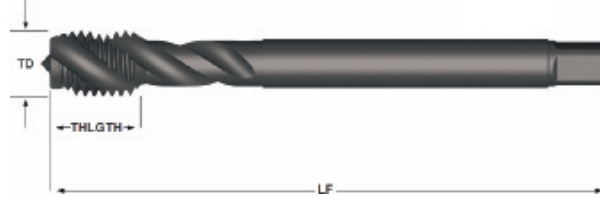


CoroTap™ 300

E347

FHA
THFT
THCHT
ULDR (xTD)
KAPLAMA

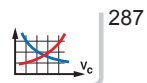
40
M
C
2.0
ST



M

				Ölçüler, mm, (inç)								
TDZ	TP	TCTR	Sipariş kodu	TD	LF	LU	THLGTH	NOF	CZC_MS	ALT KATMAN	BSG	
M12	1.75	6H	E347M12	12.00 .472	110.00 4.330	83.00 3.267	16.00 .630	4	9.00 x 7.00	HSS-E	DIN 376	
M14	2.00	6H	E347M14	14.00 .551	110.00 4.330	81.00 3.188	20.00 .787	4	11.00 x 9.00	HSS-E	DIN 376	
M16	2.00	6H	E347M16	16.00 .629	110.00 4.330	68.00 2.677	20.00 .787	4	12.00 x 9.00	HSS-E	DIN 376	
M18	2.50	6H	E347M18	18.00 .708	125.00 4.921	81.00 3.188	25.00 .984	4	14.00 x 11.00	HSS-E	DIN 376	
M20	2.50	6H	E347M20	20.00 .787	140.00 5.511	95.00 3.740	25.00 .984	4	16.00 x 12.00	HSS-E	DIN 376	
M22	2.50	6H	E347M22	22.00 .866	140.00 5.511	93.00 3.661	25.00 .984	4	18.00 x 14.50	HSS-E	DIN 376	
M24	3.00	6H	E347M24	24.00 .944	160.00 6.299	113.00 4.448	30.00 1.181	4	18.00 x 14.50	HSS-E	DIN 376	
M27	3.00	6H	E347M27	27.00 1.062	160.00 6.299	97.00 3.818	30.00 1.181	4	20.00 x 16.00	HSS-E	DIN 376	
M30	3.50	6H	E347M30	30.00 1.181	180.00 7.086	115.00 4.527	36.00 1.417	4	22.00 x 18.00	HSS-E	DIN 376	

Parametrelerle ilgili açıklamalar için, bkz sayfa (Ref 1) ve (Ref 2)




CoroTap™ 300

E404

FHA
THFT
THCHT
ULDR (xTD)
KAPLAMA

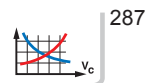
48
M
C
2.5
SmoothTop



M

				Ölçüler, mm, (inç)								
TDZ	TP	TCTR	Sipariş kodu	TD	LF	LU	THLGTH	NOF	CZC_MS	ALT KATMAN	BSG	
M1.6	0.35	6H	E404M1.6	1.60 .062	40.00 1.574	4.00 .157	6.00 .236	2	2.50 x 2.10	HSS-E	DIN 371	
M2	0.40	6H	E404M2	2.00 .078	45.00 1.771	9.00 .354	4.00 .157	3	2.80 x 2.10	HSS-E	DIN 371	
M2.2	0.45	6H	E404M2.2	2.20 .086	45.00 1.771	12.00 .472	4.00 .157	3	2.80 x 2.10	HSS-E	DIN 371	
M2.3	0.40	6H	E404M2.3	2.30 .090	45.00 1.771	12.00 .472	4.00 .157	3	2.80 x 2.10	HSS-E	DIN 371	
M2.5	0.45	6H	E404M2.5	2.50 .098	50.00 1.968	12.50 .492	4.00 .157	3	2.80 x 2.10	HSS-E	DIN 371	
M2.6	0.45	6H	E404M2.6	2.60 .102	50.00 1.968	12.50 .492	4.00 .157	3	2.80 x 2.10	HSS-E	DIN 371	
M3	0.50	6H	E404M3	3.00 .118	56.00 2.204	18.00 .708	5.90 .232	3	3.50 x 2.70	HSS-E	DIN 371	
M4	0.70	6H	E404M4	4.00 .157	63.00 2.480	21.00 .826	6.70 .264	3	4.50 x 3.40	HSS-E	DIN 371	
M5	0.80	6H	E404M5	5.00 .196	70.00 2.755	25.00 .984	7.70 .303	3	6.00 x 4.90	HSS-E	DIN 371	
M6	1.00	6H	E404M6	6.00 .236	80.00 3.149	30.00 1.181	10.00 .394	3	6.00 x 4.90	HSS-E	DIN 371	
M8	1.25	6H	E404M8	8.00 .314	90.00 3.543	35.00 1.377	11.60 .457	3	8.00 x 6.20	HSS-E	DIN 371	
M10	1.50	6H	E404M10	10.00 .393	100.00 3.937	39.00 1.535	15.10 .594	3	10.00 x 8.00	HSS-E	DIN 371	
M12	1.75	6H	E404M12	12.00 .472	110.00 4.330	83.00 3.267	23.00 .906	3	9.00 x 7.00	HSS-E	DIN 376	
M14	2.00	6H	E404M14	14.00 .551	110.00 4.330	81.00 3.188	25.00 .984	3	11.00 x 9.00	HSS-E	DIN 376	
M16	2.00	6H	E404M16	16.00 .629	110.00 4.330	68.00 2.677	20.00 .787	4	12.00 x 9.00	HSS-E	DIN 376	
M20	2.50	6H	E404M20	20.00 .787	140.00 5.511	95.00 3.740	25.00 .984	4	16.00 x 12.00	HSS-E	DIN 376	

Parametrelerle ilgili açıklamalar için, bkz sayfa (Ref 1) ve (Ref 2)




CoroTap™ 300

E862

FHA
THFT
THCHT
ULDR (xTD)
KAPLAMA

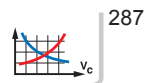
48
M
C
2.5
SmoothTop



M

				Ölçüler, mm, (inç)								
TDZ	TP	TCTR	Sipariş kodu	TD	LF	LU	THLGTH	NOF	CZC_MS	ALT KATMAN	BSG	
M4	0.70	6H	E862M4	4.00 .157	63.00 2.480	16.58 .652	7.00 .276	3	0.168 x 0.131	HSS-PM	DIN/ANSI	
M5	0.80	6H	E862M5	5.00 .196	70.00 2.755	21.42 .843	8.00 .315	3	0.194 x 0.152	HSS-PM	DIN/ANSI	
M6	1.00	6H	E862M6	6.00 .236	80.00 3.149	25.59 1.007	10.70 .421	3	0.255 x 0.191	HSS-PM	DIN/ANSI	
M8	1.25	6H	E862M8	8.00 .314	90.00 3.543	30.20 1.189	12.10 .476	3	0.318 x 0.238	HSS-PM	DIN/ANSI	
M10	1.50	6H	E862M10	10.00 .393	100.00 3.937	32.80 1.291	15.10 .594	3	0.381 x 0.286	HSS-PM	DIN/ANSI	
M12	1.75	6H	E862M12	12.00 .472	110.00 4.330	86.02 3.386	18.00 .709	3	0.367 x 0.275	HSS-PM	DIN/ANSI	
M16	2.00	6H	E862M16	16.00 .629	110.00 4.330	70.86 2.789	20.00 .787	4	0.480 x 0.360	HSS-PM	DIN/ANSI	

Parametrelerle ilgili açıklamalar için, bkz sayfa (Ref 1) ve (Ref 2)




CoroTap™ 300

E085

FHA
THFT
THCHT
ULDR (xTD)
KAPLAMA

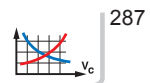
48
M
C
2.5
ST



M

				Ölçüler, mm, (inç)								
TDZ	TP	TCTR	Sipariş kodu	TD	LF	LU	THLGTH	NOF	CZC_MS	ALT KATMAN	BSG	
M4	0.70	6H	E085M4	4.00 .157	53.98 2.125	16.58 .652	7.90 .311	3	0.168 x 0.131	HSS-PM	ANSI	
M5	0.80	6H	E085M5	5.00 .196	60.32 2.375	21.42 .843	8.50 .335	3	0.194 x 0.152	HSS-PM	ANSI	
M6	1.00	6H	E085M6	6.00 .236	63.50 2.500	27.92 1.099	10.00 .394	3	0.255 x 0.191	HSS-PM	ANSI	
M8	1.25	6H	E085M8	8.00 .314	69.06 2.718	33.26 1.309	11.60 .457	3	0.318 x 0.238	HSS-PM	ANSI	
M10	1.50	6H	E085M10	10.00 .393	74.61 2.937	36.61 1.441	13.50 .531	3	0.381 x 0.286	HSS-PM	ANSI	
M12	1.75	6H	E085M12	12.00 .472	85.72 3.375	61.74 2.430	17.50 .689	3	0.367 x 0.275	HSS-PM	ANSI	
M14	2.00	6H	E085M14	14.00 .551	91.28 3.593	66.10 2.602	18.00 .709	3	0.429 x 0.322	HSS-PM	ANSI	
M16	2.00	6H	E085M16	16.00 .629	96.84 3.812	57.69 2.271	18.00 .709	4	0.480 x 0.360	HSS-PM	ANSI	
M20	2.50	6H	E085M20	20.00 .787	113.50 4.468	71.08 2.798	22.50 .886	4	0.652 x 0.489	HSS-PM	ANSI	

Parametrelerle ilgili açıklamalar için, bkz sayfa (Ref 1) ve (Ref 2)

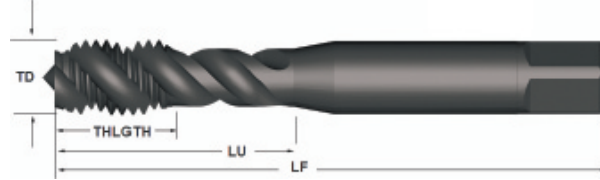


CoroTap™ 300

E047

FHA
THFT
THCHT
ULDR (xTD)
KAPLAMA

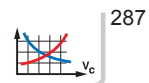
48
M
C
2.5
ST



M

				Ölçüler, mm, (inç)								
TDZ	TP	TCTR	Sipariş kodu	TD	LF	LU	THLGTH	NOF	CZC_MS	ALT KATMAN	BSG	
M3	0.50	6H	E047M3	3.00 .118	48.00 1.889	15.00 .590	5.90 .232	3	3.15 x 2.50	HSS-PM	ISO 529	
M4	0.70	6H	E047M4	4.00 .157	53.00 2.086	19.00 .748	6.70 .264	3	4.00 x 3.15	HSS-PM	ISO 529	
M5	0.80	6H	E047M5	5.00 .196	58.00 2.283	22.00 .866	7.70 .303	3	5.00 x 4.00	HSS-PM	ISO 529	
M6	1.00	6H	E047M6	6.00 .236	66.00 2.598	27.00 1.062	10.00 .394	3	6.30 x 5.00	HSS-PM	ISO 529	
M8	1.25	6H	E047M8	8.00 .314	72.00 2.834	31.00 1.220	11.60 .457	3	8.00 x 6.30	HSS-PM	ISO 529	
M10	1.50	6H	E047M10	10.00 .393	80.00 3.149	35.00 1.377	15.10 .594	3	10.00 x 8.00	HSS-PM	ISO 529	
M12	1.75	6H	E047M12	12.00 .472	89.00 3.503	62.00 2.440	16.00 .630	3	9.00 x 7.10	HSS-PM	ISO 529	
M16	2.00	6H	E047M16	16.00 .629	102.00 4.015	59.00 2.322	18.00 .709	4	12.50 x 10.00	HSS-PM	ISO 529	
M20	2.50	6H	E047M20	20.00 .787	112.00 4.409	68.00 2.677	22.50 .886	4	14.00 x 11.20	HSS-PM	ISO 529	

Parametrelerle ilgili açıklamalar için, bkz sayfa (Ref 1) ve (Ref 2)




CoroTap™ 300

E048

FHA
THFT
THCHT
ULDR (xTD)
KAPLAMA

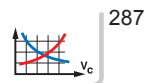
48
M
C
2.5
SmoothTop



M

				Ölçüler, mm, (inç)								
TDZ	TP	TCTR	Sipariş kodu	TD	LF	LU	THLGTH	NOF	CZC_MS	ALT KATMAN	BSG	
M3	0.50	6H	E048M3	3.00 .118	48.00 1.889	15.00 .590	5.90 .232	3	3.15 x 2.50	HSS-PM	ISO 529	
M4	0.70	6H	E048M4	4.00 .157	53.00 2.086	19.00 .748	6.70 .264	3	4.00 x 3.15	HSS-PM	ISO 529	
M5	0.80	6H	E048M5	5.00 .196	58.00 2.283	22.00 .866	7.70 .303	3	5.00 x 4.00	HSS-PM	ISO 529	
M6	1.00	6H	E048M6	6.00 .236	66.00 2.598	27.00 1.062	10.00 .394	3	6.30 x 5.00	HSS-PM	ISO 529	
M8	1.25	6H	E048M8	8.00 .314	72.00 2.834	31.00 1.220	11.60 .457	3	8.00 x 6.30	HSS-PM	ISO 529	
M10	1.50	6H	E048M10	10.00 .393	80.00 3.149	35.00 1.377	15.10 .594	3	10.00 x 8.00	HSS-PM	ISO 529	
M12	1.75	6H	E048M12	12.00 .472	89.00 3.503	62.00 2.440	16.00 .630	3	9.00 x 7.10	HSS-PM	ISO 529	
M16	2.00	6H	E048M16	16.00 .629	102.00 4.015	59.00 2.322	18.00 .709	4	12.50 x 10.00	HSS-PM	ISO 529	
M20	2.50	6H	E048M20	20.00 .787	112.00 4.409	68.00 2.677	22.50 .886	4	14.00 x 11.20	HSS-PM	ISO 529	

Parametrelerle ilgili açıklamalar için, bkz sayfa (Ref 1) ve (Ref 2)




CoroTap™ 300

T105

FHA
THFT
THCHT
ULDR (xTD)

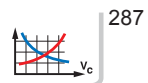
15
M
C
2.0



K

TDZ	TP	TCTR	Sipariş kodu	Ölçüler, mm, (inç)								
				TD	LF	LU	THLGTH	NOF	CZC_MS	ALT KATMAN	BSG	
M3	0.50	6H	T105M3	3.00	56.00	35.00	10.00	3	3.50 x 2.70	HM	DIN 371	
				.118	2.204	1.377	.394					
M4	0.70	6H	T105M4	4.00	63.00	42.00	13.00	3	4.50 x 3.40	HM	DIN 371	
				.157	2.480	1.653	.512					
M5	0.80	6H	T105M5	5.00	70.00	47.00	16.00	3	6.00 x 4.90	HM	DIN 371	
				.196	2.755	1.850	.630					
M6	1.00	6H	T105M6	6.00	80.00	30.00	19.00	3	6.00 x 4.90	HM	DIN 371	
				.236	3.149	1.181	.748					
M8	1.25	6H	T105M8	8.00	90.00	35.00	22.00	3	8.00 x 6.20	HM	DIN 371	
				.314	3.543	1.377	.866					
M10	1.50	6H	T105M10	10.00	100.00	39.00	24.00	3	10.00 x 8.00	HM	DIN 371	
				.393	3.937	1.535	.945					
M12	1.75	6H	T105M12	12.00	110.00	83.00	23.00	3	9.00 x 7.00	HM	DIN 376	
				.472	4.330	3.267	.906					

Parametrelerle ilgili açıklamalar için, bkz sayfa (Ref 1) ve (Ref 2)

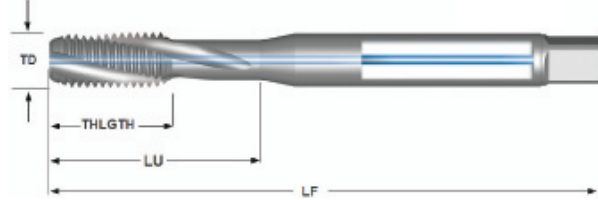


CoroTap™ 300

T106

FHA
THFT
THCHT
ULDR (xTD)

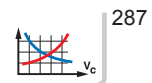
15
M
C
3.0



K

				Ölçüler, mm, (inç)								
TDZ	TP	TCTR	Sipariş kodu	TD	LF	LU	THLGTH	NOF	CZC_MS	ALT KATMAN	BSG	
M5	0.80	6H	T106M5	5.00	70.00	47.00	16.00	3	6.00 x 4.90	HM	DIN 371	
				.196	2.755	1.850	.630					
M6	1.00	6H	T106M6	6.00	80.00	30.00	19.00	3	6.00 x 4.90	HM	DIN 371	
				.236	3.149	1.181	.748					
M8	1.25	6H	T106M8	8.00	90.00	35.00	22.00	3	8.00 x 6.20	HM	DIN 371	
				.314	3.543	1.377	.866					
M10	1.50	6H	T106M10	10.00	100.00	39.00	24.00	3	10.00 x 8.00	HM	DIN 371	
				.393	3.937	1.535	.945					
M12	1.75	6H	T106M12	12.00	110.00	83.00	23.00	3	9.00 x 7.00	HM	DIN 376	
				.472	4.330	3.267	.906					

Parametrelerle ilgili açıklamalar için, bkz sayfa (Ref 1) ve (Ref 2)




CoroTap™ 300

E354

FHA
THFT
THCHT
ULDR (xTD)

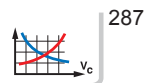
15
M
C
1.5



N

				Ölçüler, mm, (inç)								
TDZ	TP	TCTR	Sipariş kodu	TD	LF	LU	THLGTH	NOF	CZC_MS	ALT KATMAN	BSG	
M3	0.50	6H	E354M3	3.00	56.00	18.00	9.00	3	3.50 x 2.70	HSS-E-PM	DIN 371	
				.118	2.204	.708	.354					
M4	0.70	6H	E354M4	4.00	63.00	21.00	12.00	3	4.50 x 3.40	HSS-E-PM	DIN 371	
				.157	2.480	.826	.472					
M5	0.80	6H	E354M5	5.00	70.00	25.00	13.00	3	6.00 x 4.90	HSS-E-PM	DIN 371	
				.196	2.755	.984	.512					
M6	1.00	6H	E354M6	6.00	80.00	30.00	15.00	3	6.00 x 4.90	HSS-E-PM	DIN 371	
				.236	3.149	1.181	.591					
M8	1.25	6H	E354M8	8.00	90.00	35.00	18.00	3	8.00 x 6.20	HSS-E-PM	DIN 371	
				.314	3.543	1.377	.709					
M10	1.50	6H	E354M10	10.00	100.00	39.00	20.00	3	10.00 x 8.00	HSS-E-PM	DIN 371	
				.393	3.937	1.535	.787					

Parametrelerle ilgili açıklamalar için, bkz sayfa (Ref 1) ve (Ref 2)




CoroTap™ 300

E450

FHA
THFT
THCHT
ULDR (xTD)
KAPLAMA

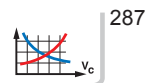
15
M
C
1.5
SmoothTop



N

				Ölçüler, mm, (inç)								
TDZ	TP	TCTR	Sipariş kodu	TD	LF	LU	THLGTH	NOF	CZC_MS	ALT KATMAN	BSG	
M3	0.50	6H	E450M3	3.00 .118	56.00 2.204	18.00 .708	9.00 .354	3	3.50 x 2.70	HSS-E-PM	DIN 371	
M4	0.70	6H	E450M4	4.00 .157	63.00 2.480	21.00 .826	12.00 .472	3	4.50 x 3.40	HSS-E-PM	DIN 371	
M5	0.80	6H	E450M5	5.00 .196	70.00 2.755	25.00 .984	13.00 .512	3	6.00 x 4.90	HSS-E-PM	DIN 371	
M6	1.00	6H	E450M6	6.00 .236	80.00 3.149	30.00 1.181	15.00 .591	3	6.00 x 4.90	HSS-E-PM	DIN 371	
M8	1.25	6H	E450M8	8.00 .314	90.00 3.543	35.00 1.377	18.00 .709	3	8.00 x 6.20	HSS-E-PM	DIN 371	
M10	1.50	6H	E450M10	10.00 .393	100.00 3.937	39.00 1.535	20.00 .787	3	10.00 x 8.00	HSS-E-PM	DIN 371	

Parametrelerle ilgili açıklamalar için, bkz sayfa (Ref 1) ve (Ref 2)




CoroTap™ 300

E355

FHA
THFT
THCHT
ULDR (xTD)

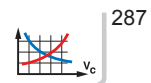
15
M
C
1.5



N

				Ölçüler, mm, (inç)								
TDZ	TP	TCTR	Sipariş kodu	TD	LF	LU	THLGTH	NOF	CZC_MS	ALT KATMAN	BSG	
M12	1.75	6H	E355M12	12.00	110.00	83.00	23.00	3	9.00 x 7.00	HSS-E-PM	DIN 376	
				.472	4.330	3.267	.906					
M14	2.00	6H	E355M14	14.00	110.00	81.00	25.00	3	11.00 x 9.00	HSS-E-PM	DIN 376	
				.551	4.330	3.188	.984					
M16	2.00	6H	E355M16	16.00	110.00	68.00	25.00	3	12.00 x 9.00	HSS-E-PM	DIN 376	
				.629	4.330	2.677	.984					

Parametrelerle ilgili açıklamalar için, bkz sayfa (Ref 1) ve (Ref 2)

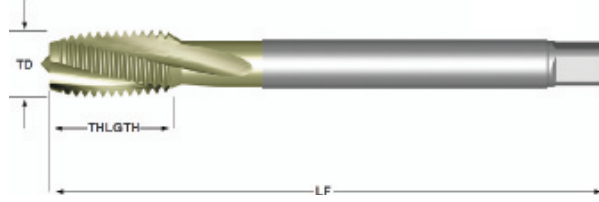


CoroTap™ 300

E451

FHA
THFT
THCHT
ULDR (xTD)
KAPLAMA

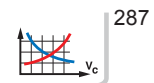
15
M
C
1.5
SmoothTop



N

				Ölçüler, mm, (inç)								
TDZ	TP	TCTR	Sipariş kodu	TD	LF	LU	THLGTH	NOF	CZC_MS	ALT KATMAN	BSG	
M12	1.75	6H	E451M12	12.00 .472	110.00 4.330	83.00 3.267	23.00 .906	3	9.00 x 7.00	HSS-E-PM	DIN 376	
M14	2.00	6H	E451M14	14.00 .551	110.00 4.330	81.00 3.188	25.00 .984	3	11.00 x 9.00	HSS-E-PM	DIN 376	
M16	2.00	6H	E451M16	16.00 .629	110.00 4.330	68.00 2.677	25.00 .984	3	12.00 x 9.00	HSS-E-PM	DIN 376	

Parametrelerle ilgili açıklamalar için, bkz sayfa (Ref 1) ve (Ref 2)




CoroTap™ 300

E360

FHA
THFT
THCHT
ULDR (xTD)

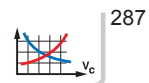
35
M
C
2.5



N

				Ölçüler, mm, (inç)								
TDZ	TP	TCTR	Sipariş kodu	TD	LF	LU	THLGTH	NOF	CZC_MS	ALT KATMAN	BSG	
M3	0.50	6H	E360M3	3.00	56.00	18.00	9.00	2	3.50 x 2.70	HSS-E	DIN 371	
				.118	2.204	.708	.354					
M4	0.70	6H	E360M4	4.00	63.00	21.00	12.00	2	4.50 x 3.40	HSS-E	DIN 371	
				.157	2.480	.826	.472					
M5	0.80	6H	E360M5	5.00	70.00	25.00	13.00	2	6.00 x 4.90	HSS-E	DIN 371	
				.196	2.755	.984	.512					
M6	1.00	6H	E360M6	6.00	80.00	30.00	15.00	2	6.00 x 4.90	HSS-E	DIN 371	
				.236	3.149	1.181	.591					
M8	1.25	6H	E360M8	8.00	90.00	35.00	18.00	2	8.00 x 6.20	HSS-E	DIN 371	
				.314	3.543	1.377	.709					
M10	1.50	6H	E360M10	10.00	100.00	39.00	20.00	2	10.00 x 8.00	HSS-E	DIN 371	
				.393	3.937	1.535	.787					

Parametrelerle ilgili açıklamalar için, bkz sayfa (Ref 1) ve (Ref 2)

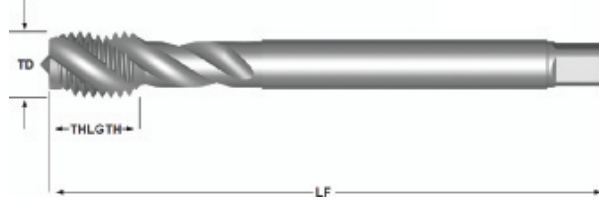


CoroTap™ 300

E361

FHA
THFT
THCHT
ULDR (xTD)

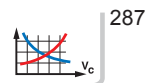
35
M
C
2.5



N

				Ölçüler, mm, (inç)								
TDZ	TP	TCTR	Sipariş kodu	TD	LF	LU	THLGTH	NOF	CZC_MS	ALT KATMAN	BSG	
M12	1.75	6H	E361M12	12.00	110.00	83.00	23.00	3	9.00 x 7.00	HSS-E	DIN 376	
				.472	4.330	3.267	.906					
M14	2.00	6H	E361M14	14.00	110.00	81.00	25.00	3	11.00 x 9.00	HSS-E	DIN 376	
				.551	4.330	3.188	.984					
M16	2.00	6H	E361M16	16.00	110.00	68.00	25.00	3	12.00 x 9.00	HSS-E	DIN 376	
				.629	4.330	2.677	.984					
M18	2.50	6H	E361M18	18.00	125.00	81.00	30.00	3	14.00 x 11.00	HSS-E	DIN 376	
				.708	4.921	3.188	1.181					
M20	2.50	6H	E361M20	20.00	140.00	95.00	30.00	3	16.00 x 12.00	HSS-E	DIN 376	
				.787	5.511	3.740	1.181					

Parametrelerle ilgili açıklamalar için, bkz sayfa (Ref 1) ve (Ref 2)




CoroTap™ 300

E866

FHA
THFT
THCHT
ULDR (xTD)

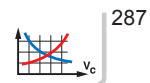
15
M
C
1.5



N

TDZ	TP	TCTR	Sipariş kodu	Ölçüler, mm, (inç)								
				TD	LF	LU	THLGTH	NOF	CZC_MS	ALT KATMAN	BSG	
M3	0.50	6H	E866M3	3.00	56.00	15.88	9.00	3	0.141 x 0.110	HSS-E-PM	DIN/ANSI	
				.118	2.204	.625	.354					
M4	0.70	6H	E866M4	4.00	63.00	16.58	13.00	3	0.168 x 0.131	HSS-E-PM	DIN/ANSI	
				.157	2.480	.652	.512					
M5	0.80	6H	E866M5	5.00	70.00	21.42	14.00	3	0.194 x 0.152	HSS-E-PM	DIN/ANSI	
				.196	2.755	.843	.551					
M6	1.00	6H	E866M6	6.00	80.00	25.59	15.00	3	0.255 x 0.191	HSS-E-PM	DIN/ANSI	
				.236	3.149	1.007	.591					
M8	1.25	6H	E866M8	8.00	90.00	30.20	18.00	3	0.318 x 0.238	HSS-E-PM	DIN/ANSI	
				.314	3.543	1.189	.709					
M10	1.50	6H	E866M10	10.00	100.00	32.80	20.00	3	0.381 x 0.286	HSS-E-PM	DIN/ANSI	
				.393	3.937	1.291	.787					
M12	1.75	6H	E866M12	12.00	110.00	86.02	23.00	3	0.367 x 0.275	HSS-E-PM	DIN/ANSI	
				.472	4.330	3.386	.906					

Parametrelerle ilgili açıklamalar için, bkz sayfa (Ref 1) ve (Ref 2)




CoroTap™ 300

E865

FHA
THFT
THCHT
ULDR (xTD)
KAPLAMA

15
MF
C
1.5
CoolTop

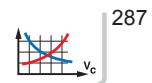


P

30-48 HRC

				O ölçüler, mm, (inç)									
TP	TDZ	CZC MS	Sipariş kodu	LF	THLGTH	TD	LU	NOF	PHD	FHA	BSG	TCTR	
1.25	MF 10x1.25	0.381 x 0.286	E865M10X1.25	100.00	20.00	10.00	37.80	3	8.80	15	DIN/ANSI	6H	
				3.937	.787	.393	1.488		.346				
1.25	MF 12x1.25	0.367 x 0.275	E865M12X1.25	110.00	23.00	12.00	86.02	4	10.80	15	DIN/ANSI	6H	
				4.330	.906	.472	3.386		.425				

Parametrelerle ilgili açıklamalar için, bkz sayfa (Ref 1) ve (Ref 2)




CoroTap™ 300

EX13P

FHA
THFT
THCHT
ULDR (xTD)
KAPLAMA

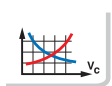
48
MF
C
3.0
CoolTop



≤350HB

				Ölçüler, mm, (inç)								
TDZ	TP	TCTR	Sipariş kodu	TD	LF	LU	THLGTH	NOF	CZC_MS	ALT KATMAN	BSG	
MF 4x0.5	0.50	6HX	EX13PM4X.50	4.00 .157	63.00 2.480	43.00 1.692	7.00 .276	3	2.80 x 2.10	HSS-E-PM	DIN 374	
MF 5x0.5	0.50	6HX	EX13PM5X.50	5.00 .196	70.00 2.755	49.00 1.929	8.00 .315	3	3.50 x 2.70	HSS-E-PM	DIN 374	
MF 6x0.75	0.75	6HX	EX13PM6X.75	6.00 .236	80.00 3.149	59.00 2.322	10.00 .394	3	4.50 x 3.40	HSS-E-PM	DIN 374	
MF 8x0.75	0.75	6HX	EX13PM8X.75	8.00 .314	80.00 3.149	57.00 2.244	13.00 .512	3	6.00 x 4.90	HSS-E-PM	DIN 374	
MF 8x1.0	1.00	6HX	EX13PM8X1.0	8.00 .314	90.00 3.543	67.00 2.637	13.00 .512	3	6.00 x 4.90	HSS-E-PM	DIN 374	
MF 10x0.75	0.75	6HX	EX13PM10X.75	10.00 .393	90.00 3.543	67.00 2.637	13.00 .512	3	7.00 x 5.50	HSS-E-PM	DIN 374	
MF 10x1.0	1.00	6HX	EX13PM10X1.0	10.00 .393	90.00 3.543	67.00 2.637	13.00 .512	3	7.00 x 5.50	HSS-E-PM	DIN 374	
MF 10x1.25	1.25	6HX	EX13PM10X1.25	10.00 .393	100.00 3.937	77.00 3.031	15.00 .591	3	7.00 x 5.50	HSS-E-PM	DIN 374	
MF 12x1.0	1.00	6HX	EX13PM12X1.0	12.00 .472	100.00 3.937	73.00 2.874	15.00 .591	3	9.00 x 7.00	HSS-E-PM	DIN 374	
MF 12x1.25	1.25	6HX	EX13PM12X1.25	12.00 .472	100.00 3.937	73.00 2.874	15.00 .591	3	9.00 x 7.00	HSS-E-PM	DIN 374	
MF 12x1.5	1.50	6HX	EX13PM12X1.5	12.00 .472	100.00 3.937	73.00 2.874	15.00 .591	3	9.00 x 7.00	HSS-E-PM	DIN 374	
MF 14x1.0	1.00	6HX	EX13PM14X1.0	14.00 .551	100.00 3.937	71.00 2.795	15.00 .591	3	11.00 x 9.00	HSS-E-PM	DIN 374	
MF 14x1.25	1.25	6HX	EX13PM14X1.25	14.00 .551	100.00 3.937	71.00 2.795	15.00 .591	3	11.00 x 9.00	HSS-E-PM	DIN 374	
MF 14x1.5	1.50	6HX	EX13PM14X1.5	14.00 .551	100.00 3.937	71.00 2.795	15.00 .591	3	11.00 x 9.00	HSS-E-PM	DIN 374	
MF 16x1.0	1.00	6HX	EX13PM16X1.0	16.00 .629	100.00 3.937	58.00 2.283	15.00 .591	4	12.00 x 9.00	HSS-E-PM	DIN 374	
MF 16x1.5	1.50	6HX	EX13PM16X1.5	16.00 .629	100.00 3.937	58.00 2.283	15.00 .591	4	12.00 x 9.00	HSS-E-PM	DIN 374	
MF 18x1.0	1.00	6HX	EX13PM18X1.0	18.00 .708	110.00 4.330	66.00 2.598	17.00 .669	4	14.00 x 11.00	HSS-E-PM	DIN 374	
MF 18x1.5	1.50	6HX	EX13PM18X1.5	18.00 .708	110.00 4.330	66.00 2.598	17.00 .669	4	14.00 x 11.00	HSS-E-PM	DIN 374	
MF 20x1.0	1.00	6HX	EX13PM20X1.0	20.00 .787	125.00 4.921	80.00 3.149	17.00 .669	4	16.00 x 12.00	HSS-E-PM	DIN 374	
MF 20x1.5	1.50	6HX	EX13PM20X1.5	20.00 .787	125.00 4.921	80.00 3.149	17.00 .669	4	16.00 x 12.00	HSS-E-PM	DIN 374	
MF 22x1.5	1.50	6HX	EX13PM22X1.5	22.00 .866	125.00 4.921	78.00 3.070	17.00 .669	4	18.00 x 14.50	HSS-E-PM	DIN 374	

Parametrelerle ilgili açıklamalar için, bkz sayfa (Ref 1) ve sayfa 7.



287



248




276

CoroTap™ 300

EX13P

FHA
THFT
THCHT
ULDR (xTD)
KAPLAMA

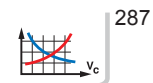
48
MF
C
3.0
CoolTop



≤350HB

				Ölçüler, mm, (inç)								
TDZ	TP	TCTR	Sipariş kodu	TD	LF	LU	THLGTH	NOF	CZC_MS	ALT KATMAN	BSG	
MF 24x1.5	1.50	6HX	EX13PM24X1.5	24.00 .944	140.00 5.511	93.00 3.661	20.00 .787	4	18.00 x 14.50	HSS-E-PM	DIN 374	
MF 24x2.0	2.00	6HX	EX13PM24X2.0	24.00 .944	140.00 5.511	93.00 3.661	20.00 .787	4	18.00 x 14.50	HSS-E-PM	DIN 374	
MF 25x1.5	1.50	6HX	EX13PM25X1.5	25.00 .984	140.00 5.511	93.00 3.661	20.00 .787	4	18.00 x 14.50	HSS-E-PM	DIN 374	
MF 26x1.5	1.50	6HX	EX13PM26X1.5	26.00 1.023	140.00 5.511	93.00 3.661	20.00 .787	4	18.00 x 14.50	HSS-E-PM	DIN 374	
MF 27x1.5	1.50	6HX	EX13PM27X1.5	27.00 1.062	140.00 5.511	77.00 3.031	20.00 .787	4	20.00 x 16.00	HSS-E-PM	DIN 374	
MF 27x2.0	2.00	6HX	EX13PM27X2.0	27.00 1.062	140.00 5.511	77.00 3.031	20.00 .787	4	20.00 x 16.00	HSS-E-PM	DIN 374	
MF 28x1.5	1.50	6HX	EX13PM28X1.5	28.00 1.102	140.00 5.511	77.00 3.031	20.00 .787	4	20.00 x 16.00	HSS-E-PM	DIN 374	
MF 30x1.5	1.50	6HX	EX13PM30X1.5	30.00 1.181	150.00 5.905	85.00 3.346	20.00 .787	4	22.00 x 18.00	HSS-E-PM	DIN 374	
MF 30x2.0	2.00	6HX	EX13PM30X2.0	30.00 1.181	150.00 5.905	85.00 3.346	20.00 .787	4	22.00 x 18.00	HSS-E-PM	DIN 374	

Parametrelerle ilgili açıklamalar için, bkz sayfa (Ref 1) ve sayfa 7.




CoroTap™ 300

EX13PA

FHA
THFT
THCHT
ULDR (xTD)
KAPLAMA

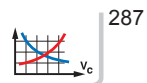
48
MF
C
3.0
CoolTop



s350HB

				Ölçüler, mm, (inç)								
TDZ	TP	TCTR	Sipariş kodu	TD	LF	LU	THLGTH	NOF	CZC_MS	ALT KATMAN	BSG	
MF 8x1.0	1.00	6HX	EX13PAM8X1.0	8.00 .314	90.00 3.543	33.17 1.305	12.10 .476	3	0.318 x 0.238	HSS-E-PM	DIN/ANSI	
MF 10x1.25	1.25	6HX	EX13PAM10X1.25	10.00 .393	100.00 3.937	37.77 1.487	15.10 .594	3	0.381 x 0.286	HSS-E-PM	DIN/ANSI	
MF 12x1.25	1.25	6HX	EX13PAM12X1.25	12.00 .472	110.00 4.330	81.80 3.220	18.01 .709	3	0.367 x 0.275	HSS-E-PM	DIN/ANSI	
MF 12x1.5	1.50	6HX	EX13PAM12X1.5	12.00 .472	110.00 4.330	81.80 3.220	18.01 .709	3	0.367 x 0.275	HSS-E-PM	DIN/ANSI	
MF 14x1.5	1.50	6HX	EX13PAM14X1.5	14.00 .551	110.00 4.330	80.30 3.161	19.99 .787	3	0.429 x 0.322	HSS-E-PM	DIN/ANSI	
MF 16x1.5	1.50	6HX	EX13PAM16X1.5	16.00 .629	110.00 4.330	65.80 2.590	20.00 .787	4	0.480 x 0.360	HSS-E-PM	DIN/ANSI	
MF 18x1.5	1.50	6HX	EX13PAM18X1.5	18.00 .708	125.00 4.921	79.00 3.110	24.99 .984	4	0.542 x 0.406	HSS-E-PM	DIN/ANSI	

Parametrelerle ilgili açıklamalar için, bkz sayfa (Ref 1) ve (Ref 2)



287



248



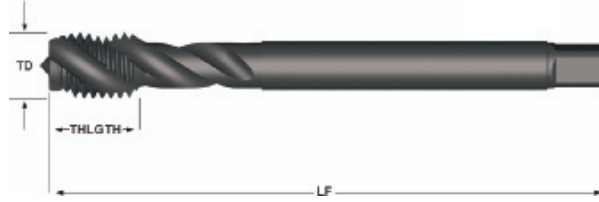
276

CoroTap™ 300

E363

FHA
THFT
THCHT
ULDR (xTD)
KAPLAMA

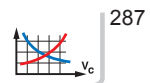
40
MF
C
2.0
ST



M

				Ölçüler, mm, (inç)								
TDZ	TP	TCTR	Sipariş kodu	TD	LF	LU	THLGTH	NOF	CZC_MS	ALT KATMAN	BSG	
MF 6x0.75	0.75	6H	E363M6X.75	6.00 .236	80.00 3.149	59.00 2.322	10.00 .394	3	4.50 x 3.40	HSS-E	DIN 374	
MF 8x1.0	1.00	6H	E363M8X1.0	8.00 .314	90.00 3.543	67.00 2.637	12.00 .472	3	6.00 x 4.90	HSS-E	DIN 374	
MF 10x1.0	1.00	6H	E363M10X1.0	10.00 .393	90.00 3.543	67.00 2.637	12.00 .472	3	7.00 x 5.50	HSS-E	DIN 374	
MF 10x1.25	1.25	6H	E363M10X1.25	10.00 .393	100.00 3.937	77.00 3.031	15.00 .591	3	7.00 x 5.50	HSS-E	DIN 374	
MF 12x1.0	1.00	6H	E363M12X1.0	12.00 .472	100.00 3.937	73.00 2.874	13.00 .512	4	9.00 x 7.00	HSS-E	DIN 374	
MF 12x1.25	1.25	6H	E363M12X1.25	12.00 .472	100.00 3.937	73.00 2.874	13.00 .512	4	9.00 x 7.00	HSS-E	DIN 374	
MF 12x1.5	1.50	6H	E363M12X1.5	12.00 .472	100.00 3.937	73.00 2.874	13.00 .512	4	9.00 x 7.00	HSS-E	DIN 374	
MF 14x1.5	1.50	6H	E363M14X1.5	14.00 .551	100.00 3.937	71.00 2.795	15.00 .591	4	11.00 x 9.00	HSS-E	DIN 374	
MF 16x1.5	1.50	6H	E363M16X1.5	16.00 .629	100.00 3.937	58.00 2.283	15.00 .591	5	12.00 x 9.00	HSS-E	DIN 374	
MF 18x1.5	1.50	6H	E363M18X1.5	18.00 .708	110.00 4.330	66.00 2.598	17.00 .669	5	14.00 x 11.00	HSS-E	DIN 374	
MF 20x1.5	1.50	6H	E363M20X1.5	20.00 .787	125.00 4.921	80.00 3.149	17.00 .669	5	16.00 x 12.00	HSS-E	DIN 374	

Parametrelerle ilgili açıklamalar için, bkz sayfa (Ref 1) ve (Ref 2)

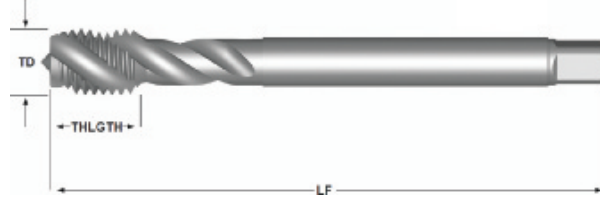


CoroTap™ 300

E367

FHA
THFT
THCHT
ULDR (xTD)

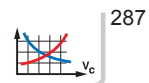
35
MF
C
2.5



N

				Ölçüler, mm, (inç)								
TDZ	TP	TCTR	Sipariş kodu	TD	LF	LU	THLGTH	NOF	CZC_MS	ALT KATMAN	BSG	
MF 4x0.5	0.50	6H	E367M4X.5	4.00	63.00	43.00	12.00	2	2.80 x 2.10	HSS-E	DIN 374	
				.157	2.480	1.692	.472					
MF 5x0.5	0.50	6H	E367M5X.5	5.00	70.00	49.00	13.00	2	3.50 x 2.70	HSS-E	DIN 374	
				.196	2.755	1.929	.512					
MF 6x0.75	0.75	6H	E367M6X.75	6.00	80.00	59.00	15.00	2	4.50 x 3.40	HSS-E	DIN 374	
				.236	3.149	2.322	.591					
MF 8x1.0	1.00	6H	E367M8X1.0	8.00	90.00	67.00	18.00	2	6.00 x 4.90	HSS-E	DIN 374	
				.314	3.543	2.637	.709					
MF 10x1.0	1.00	6H	E367M10X1.0	10.00	90.00	67.00	20.00	3	7.00 x 5.50	HSS-E	DIN 374	
				.393	3.543	2.637	.787					
MF 10x1.25	1.25	6H	E367M10X1.25	10.00	100.00	77.00	20.00	3	7.00 x 5.50	HSS-E	DIN 374	
				.393	3.937	3.031	.787					
MF 12x1.25	1.25	6H	E367M12X1.25	12.00	100.00	73.00	21.00	3	9.00 x 7.00	HSS-E	DIN 374	
				.472	3.937	2.874	.827					
MF 12x1.5	1.50	6H	E367M12X1.5	12.00	100.00	73.00	21.00	3	9.00 x 7.00	HSS-E	DIN 374	
				.472	3.937	2.874	.827					
MF 14x1.25	1.25	6H	E367M14X1.25	14.00	100.00	71.00	21.00	3	11.00 x 9.00	HSS-E	DIN 374	
				.551	3.937	2.795	.827					
MF 14x1.5	1.50	6H	E367M14X1.5	14.00	100.00	71.00	21.00	3	11.00 x 9.00	HSS-E	DIN 374	
				.551	3.937	2.795	.827					
MF 16x1.5	1.50	6H	E367M16X1.5	16.00	100.00	58.00	21.00	3	12.00 x 9.00	HSS-E	DIN 374	
				.629	3.937	2.283	.827					
MF 18x1.5	1.50	6H	E367M18X1.5	18.00	110.00	66.00	24.00	3	14.00 x 11.00	HSS-E	DIN 374	
				.708	4.330	2.598	.945					
MF 20x1.5	1.50	6H	E367M20X1.5	20.00	125.00	80.00	24.00	3	16.00 x 12.00	HSS-E	DIN 374	
				.787	4.921	3.149	.945					

Parametrelerle ilgili açıklamalar için, bkz sayfa (Ref 1) ve (Ref 2)




CoroTap™ 300

E884

FHA
THFT
THCHT
ULDR (xTD)
KAPLAMA

15
UNC
C
1.5
CoolTop




P

30-48 HRC

		Ölçüler, mm, (inç)									
TDZ	TCTR	Sipariş kodu	TD	LF	LU	THLGTH	NOF	CZC_MS	ALT KATMAN	BSG	
UNC # 4-40	2B	E8844-40	2.84 .112	56.00 2.204	11.90 .469	11.90 .469	3	0.141 x 0.110	HSS-E-PM	DIN/ANSI	
UNC # 6-32	2B	E8846-32	3.51 .137	63.00 2.480	13.90 .547	13.90 .547	3	0.168 x 0.131	HSS-E-PM	DIN/ANSI	
UNC # 8-32	2B	E8848-32	4.17 .164	70.00 2.755	15.10 .594	15.10 .594	3	0.194 x 0.152	HSS-E-PM	DIN/ANSI	
UNC # 10-24	2B	E88410-24	4.83 .190	80.00 3.149	17.00 .669	17.00 .669	3	0.255 x 0.191	HSS-E-PM	DIN/ANSI	
UNC 1/4-20	2B	E8841/4	6.35 .250	90.00 3.543	20.20 .795	20.20 .795	3	0.318 x 0.238	HSS-E-PM	DIN/ANSI	
UNC 5/16-18	2B	E8845/16	7.94 .312	100.00 3.937	20.00 .787	20.00 .787	3	0.381 x 0.286	HSS-E-PM	DIN/ANSI	
UNC 3/8-16	2B	E8843/8	9.52 .375	100.00 3.937	37.00 1.456	20.00 .787	3	0.381 x 0.286	HSS-E-PM	DIN/ANSI	
UNC 7/16-14	2B	E8847/16	11.11 .437	100.00 3.937	72.60 2.858	20.00 .787	4	0.323 x 0.242	HSS-E-PM	DIN/ANSI	
UNC 1/2-13	2B	E8841/2	12.70 .500	110.00 4.330	81.80 3.220	23.00 .906	4	0.367 x 0.275	HSS-E-PM	DIN/ANSI	
UNC 5/8-11	2B	E8845/8	15.88 .625	110.00 4.330	65.80 2.590	23.00 .906	4	0.480 x 0.360	HSS-E-PM	DIN/ANSI	
UNC 3/4-10	2B	E8843/4	19.05 .750	125.00 4.921	77.50 3.051	30.00 1.181	4	0.590 x 0.442	HSS-E-PM	DIN/ANSI	

Parametrelerle ilgili açıklamalar için, bkz sayfa (Ref 1) ve (Ref 2)



287



248



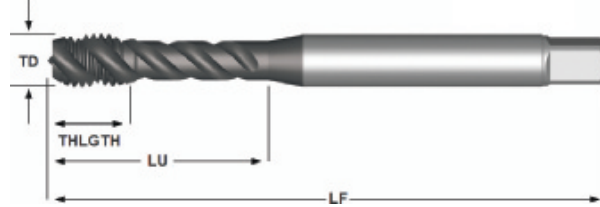
276

CoroTap™ 300

EX23PA

FHA
THFT
THCHT
ULDR (xTD)
KAPLAMA

48
UNC
C
3.0
CoolTop



P350HB

				Ölçüler, mm, (inç)							
TDZ	TCT	TCTR	Sipariş kodu	TD	LF	LU	THLGTH	NOF	CZC_MS	ALT KATMAN	BSG
UNC # 2-56	H1	3B	EX23PA2-56	2.18 .085	45.00 1.771	11.99 .472	3.99 .157	3	0.141 x 0.110	HSS-E-PM	DIN/ANSI
UNC # 4-40	H2	2B	EX23PA4-40	2.84 .112	56.00 2.204	16.97 .668	6.50 .256	3	0.141 x 0.110	HSS-E-PM	DIN/ANSI
UNC # 5-40	H2	2B	EX23PA5-40	3.18 .125	56.00 2.204	17.74 .698	6.50 .256	3	0.141 x 0.110	HSS-E-PM	DIN/ANSI
UNC # 6-32	H3	2B	EX23PA6-32	3.51 .137	56.00 2.204	20.20 .795	6.50 .256	3	0.141 x 0.110	HSS-E-PM	DIN/ANSI
UNC # 8-32	H3	2B	EX23PA8-32	4.17 .164	63.00 2.480	21.18 .833	7.00 .276	3	0.168 x 0.131	HSS-E-PM	DIN/ANSI
UNC # 8-32	H5	2B	EX23PA8-32H5	4.17 .164	63.00 2.480	21.18 .833	7.00 .276	3	0.168 x 0.131	HSS-E-PM	DIN/ANSI
UNC # 10-24	H3	2B	EX23PA10-24	4.83 .190	70.00 2.755	27.54 1.084	8.00 .315	3	0.194 x 0.152	HSS-E-PM	DIN/ANSI
UNC 1/4-20	H3	3B	EX23PA1/4	6.35 .250	80.00 3.149	24.69 .972	10.20 .402	3	0.255 x 0.191	HSS-E-PM	DIN/ANSI
UNC 1/4-20	H5	2B	EX23PA1/4H5	6.35 .250	80.00 3.149	24.69 .972	10.20 .402	3	0.255 x 0.191	HSS-E-PM	DIN/ANSI
UNC 5/16-18	H3	3B	EX23PA5/16	7.94 .312	90.00 3.543	33.17 1.305	12.00 .472	3	0.318 x 0.238	HSS-E-PM	DIN/ANSI
UNC 5/16-18	H5	2B	EX23PA5/16H5	7.94 .312	90.00 3.543	33.17 1.305	12.00 .472	3	0.318 x 0.238	HSS-E-PM	DIN/ANSI
UNC 3/8-16	H3	3B	EX23PA3/8	9.52 .375	100.00 3.937	38.07 1.498	15.80 .622	3	0.381 x 0.286	HSS-E-PM	DIN/ANSI
UNC 3/8-16	H5	2B	EX23PA3/8H5	9.52 .375	100.00 3.937	38.07 1.498	15.80 .622	3	0.381 x 0.286	HSS-E-PM	DIN/ANSI
UNC 7/16-14	H3	3B	EX23PA7/16	11.11 .437	100.00 3.937	72.60 2.858	15.01 .591	3	0.323 x 0.242	HSS-E-PM	DIN/ANSI
UNC 1/2-13	H3	3B	EX23PA1/2	12.70 .500	110.00 4.330	81.80 3.220	18.01 .709	3	0.367 x 0.275	HSS-E-PM	DIN/ANSI
UNC 1/2-13	H5	2B	EX23PA1/2H5	12.70 .500	110.00 4.330	81.80 3.220	18.01 .709	3	0.367 x 0.275	HSS-E-PM	DIN/ANSI
UNC 5/8-11	H3	3B	EX23PA5/8	15.88 .625	110.00 4.330	65.80 2.590	20.00 .787	4	0.480 x 0.360	HSS-E-PM	DIN/ANSI

Parametrelerle ilgili açıklamalar için, bkz sayfa (Ref 1) ve sayfa 7.



287



248




276

CoroTap™ 300

EX23PA

FHA
THFT
THCHT
ULDR (xTD)
KAPLAMA

48
UNC
C
3.0
CoolTop



≤350HB

			Ölçüler, mm, (inç)									
TDZ	TCT	TCTR	Sipariş kodu	TD	LF	LU	THLGTH	NOF	CZC_MS	ALT KATMAN	BSG	
UNC 5/8-11	H5	2B	EX23PA5/8H5	15.88 .625	110.00 4.330	65.80 2.590	20.00 .787	4	0.480 x 0.360	HSS-E-PM	DIN/ANSI	
UNC 3/4-10	H3	3B	EX23PA3/4	19.05 .750	125.00 4.921	77.50 3.051	25.00 .984	4	0.590 x 0.442	HSS-E-PM	DIN/ANSI	
UNC 3/4-10	H5	2B	EX23PA3/4H5	19.05 .750	125.00 4.921	77.50 3.051	25.00 .984	4	0.590 x 0.442	HSS-E-PM	DIN/ANSI	
UNC 7/8-9	H4	3B	EX23PA7/8	22.22 .875	140.00 5.511	90.90 3.578	25.00 .984	4	0.697 x 0.523	HSS-E-PM	DIN/ANSI	
UNC 1"-8	H4	3B	EX23PA1	25.40 1.000	160.00 6.299	95.40 3.755	30.00 1.181	4	0.800 x 0.600	HSS-E-PM	DIN/ANSI	

Parametrelerle ilgili açıklamalar için, bkz sayfa (Ref 1) ve sayfa 7.



287



248




276

CoroTap™ 300

EX29PA

FHA
THFT
THCHT
ULDR (xTD)
KAPLAMA

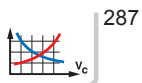
48
UNC
C
3.0
CoolTop



P350HB

		Ölçüler, mm, (inç)									
TDZ	TCTR	Sipariş kodu	TD	LF	LU	THLGTH	NOF	CZC_MS	ALT KATMAN	BSG	
UNC 1/4-20	2BX	EX29PA1/4	6.35 .250	80.00 3.149	24.69 .972	10.20 .402	3	0.255 x 0.191	HSS-E-PM	DIN/ANSI	
UNC 5/16-18	2BX	EX29PA5/16	7.94 .312	90.00 3.543	33.17 1.305	12.00 .472	3	0.318 x 0.238	HSS-E-PM	DIN/ANSI	
UNC 3/8-16	2BX	EX29PA3/8	9.52 .375	100.00 3.937	38.07 1.498	15.80 .622	3	0.381 x 0.286	HSS-E-PM	DIN/ANSI	
UNC 7/16-14	2BX	EX29PA7/16	11.11 .437	100.00 3.937	72.60 2.858	15.01 .591	3	0.323 x 0.242	HSS-E-PM	DIN/ANSI	
UNC 1/2-13	2BX	EX29PA1/2	12.70 .500	110.00 4.330	81.90 3.224	18.01 .709	3	0.367 x 0.275	HSS-E-PM	DIN/ANSI	
UNC 5/8-11	2BX	EX29PA5/8	15.88 .625	110.00 4.330	65.80 2.590	20.00 .787	4	0.480 x 0.360	HSS-E-PM	DIN/ANSI	
UNC 3/4-10	2BX	EX29PA3/4	19.05 .750	125.00 4.921	77.50 3.051	25.00 .984	4	0.590 x 0.442	HSS-E-PM	DIN/ANSI	
UNC 7/8-9	2BX	EX29PA7/8	22.22 .875	140.00 5.511	90.90 3.578	25.00 .984	4	0.697 x 0.523	HSS-E-PM	DIN/ANSI	
UNC 1"-8	2BX	EX29PA1	25.40 1.000	160.00 6.299	95.40 3.755	30.00 1.181	4	0.800 x 0.600	HSS-E-PM	DIN/ANSI	

Parametrelerle ilgili açıklamalar için, bkz sayfa (Ref 1) ve (Ref 2)



287



248



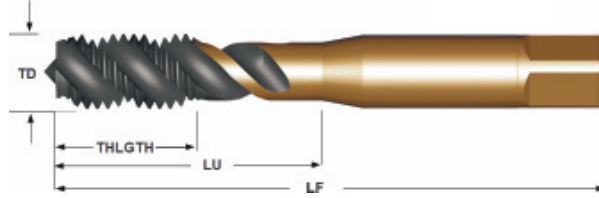
276

CoroTap™ 300

E058

FHA
THFT
THCHT
ULDR (xTD)
KAPLAMA

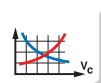
45
UNC
C
2.5
CoolTop



≤350HB

		Ölçüler, mm, (inç)									
TDZ	TCTR	Sipariş kodu	TD	LF	LU	THLGTH	NOF	CZC_MS	ALT KATMAN	BSG	
UNC # 6-32	2B	E0586-32	3.51 .137	50.00 1.968	30.20 1.189	6.30 .248	3	3.55 x 2.80	HSS-PM	ISO 529	
UNC # 8-32	2B	E0588-32	4.17 .164	53.00 2.086	17.00 .669	6.70 .264	3	4.50 x 3.55	HSS-PM	ISO 529	
UNC # 10-24	2B	E05810-24	4.83 .190	58.00 2.283	20.00 .787	7.70 .303	3	5.00 x 4.00	HSS-PM	ISO 529	
UNC 1/4-20	2B	E0581/4	6.35 .250	66.00 2.598	28.00 1.102	10.20 .402	3	6.30 x 5.00	HSS-PM	ISO 529	
UNC 5/16-18	2B	E0585/16	7.94 .312	72.00 2.834	31.00 1.220	11.60 .457	3	8.00 x 6.30	HSS-PM	ISO 529	
UNC 3/8-16	2B	E0583/8	9.52 .375	80.00 3.149	34.00 1.338	15.10 .594	3	10.00 x 8.00	HSS-PM	ISO 529	
UNC 1/2-13	2B	E0581/2	12.70 .500	89.00 3.503	62.00 2.440	17.50 .689	3	9.00 x 7.10	HSS-PM	ISO 529	
UNC 5/8-11	2B	E0585/8	15.88 .625	102.00 4.015	59.00 2.322	18.00 .709	4	12.50 x 10.00	HSS-PM	ISO 529	
UNC 3/4-10	2B	E0583/4	19.05 .750	112.00 4.409	68.00 2.677	22.50 .886	4	14.00 x 11.20	HSS-PM	ISO 529	

Parametrelerle ilgili açıklamalar için, bkz sayfa (Ref 1) ve (Ref 2)



287



248




276

CoroTap™ 300

E882

FHA
THFT
THCHT
ULDR (xTD)
KAPLAMA

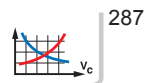
48
UNC
C
2.5
SmoothTop



M

		Ölçüler, mm, (inç)									
TDZ	TCTR	Sipariş kodu	TD	LF	LU	THLGTH	NOF	CZC_MS	ALT KATMAN	BSG	
UNC # 4-40	2B	E8824-40	2.84 .112	56.00 2.204	15.47 .609	6.50 .256	3	0.141 x 0.110	HSS-PM	DIN/ANSI	
UNC # 6-32	2B	E8826-32	3.51 .137	56.00 2.204	15.08 .593	6.50 .256	3	0.141 x 0.110	HSS-PM	DIN/ANSI	
UNC # 8-32	2B	E8828-32	4.17 .164	63.00 2.480	16.58 .652	7.00 .276	3	0.168 x 0.131	HSS-PM	DIN/ANSI	
UNC # 10-24	2B	E88210-24	4.83 .190	70.00 2.755	21.00 .826	8.40 .331	3	0.194 x 0.152	HSS-PM	DIN/ANSI	
UNC 1/4-20	2B	E8821/4	6.35 .250	80.00 3.149	25.59 1.007	10.20 .402	3	0.255 x 0.191	HSS-PM	DIN/ANSI	
UNC 5/16-18	2B	E8825/16	7.94 .312	90.00 3.543	30.20 1.189	12.20 .480	3	0.318 x 0.238	HSS-PM	DIN/ANSI	
UNC 3/8-16	2B	E8823/8	9.52 .375	100.00 3.937	32.80 1.291	15.80 .622	3	0.381 x 0.286	HSS-PM	DIN/ANSI	
UNC 7/16-14	2B	E8827/16	11.11 .437	100.00 3.937	72.60 2.858	15.00 .591	3	0.323 x 0.242	HSS-PM	DIN/ANSI	
UNC 1/2-13	2B	E8821/2	12.70 .500	110.00 4.330	81.80 3.220	18.00 .709	3	0.367 x 0.275	HSS-PM	DIN/ANSI	
UNC 5/8-11	2B	E8825/8	15.88 .625	110.00 4.330	65.80 2.590	20.00 .787	4	0.480 x 0.360	HSS-PM	DIN/ANSI	
UNC 3/4-10	2B	E8823/4	19.05 .750	125.00 4.921	77.50 3.051	25.00 .984	4	0.590 x 0.442	HSS-PM	DIN/ANSI	
UNC 7/8-9	2B	E8827/8	22.22 .875	140.00 5.511	90.90 3.578	25.00 .984	4	0.697 x 0.523	HSS-PM	DIN/ANSI	

Parametrelerle ilgili açıklamalar için, bkz sayfa (Ref 1) ve (Ref 2)




CoroTap™ 300

E069

FHA
THFT
THCHT
ULDR (xTD)
KAPLAMA

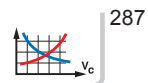
48
UNC
C
2.5
ST



M

				Ölçüler, mm, (inç)								
TDZ	TCT	TCTR	Sipariş kodu	TD	LF	LU	THLGTH	NOF	CZC_MS	ALT KATMAN	BSG	
UNC # 4-40	H2	2B	E0694-40	2.84 .112	47.62 1.875	15.47 .609	16.50 .650	3	0.141 x 0.110	HSS-PM	ANSI	
UNC # 5-40	H2	2B	E0695-40	3.18 .125	49.21 1.937	18.81 .740	20.00 .787	3	0.141 x 0.110	HSS-PM	ANSI	
UNC # 6-32	H2	3B	E0696-32	3.51 .137	50.80 2.000	15.08 .593	7.90 .311	3	0.141 x 0.110	HSS-PM	ANSI	
UNC # 8-32	H2	3B	E0698-32	4.17 .164	53.98 2.125	16.58 .652	7.90 .311	3	0.168 x 0.131	HSS-PM	ANSI	
UNC # 10-24	H3	2B	E06910-24	4.83 .190	60.32 2.375	21.42 .843	8.50 .335	3	0.194 x 0.152	HSS-PM	ANSI	
UNC # 12-24	H3	2B	E06912-24	5.49 .215	60.32 2.375	22.47 .884	8.50 .335	3	0.220 x 0.165	HSS-PM	ANSI	
UNC 1/4-20	H3	3B	E0691/4	6.35 .250	63.50 2.500	27.92 1.099	10.00 .394	3	0.255 x 0.191	HSS-PM	ANSI	
UNC 5/16-18	H3	3B	E0695/16	7.94 .312	69.06 2.718	33.26 1.309	11.60 .457	3	0.318 x 0.238	HSS-PM	ANSI	
UNC 3/8-16	H3	3B	E0693/8	9.52 .375	74.61 2.937	36.61 1.441	13.50 .531	3	0.381 x 0.286	HSS-PM	ANSI	
UNC 7/16-14	H3	3B	E0697/16	11.11 .437	80.17 3.156	52.77 2.077	16.00 .630	3	0.323 x 0.242	HSS-PM	ANSI	
UNC 1/2-13	H3	3B	E0691/2	12.70 .500	85.72 3.375	57.52 2.264	17.50 .689	3	0.367 x 0.275	HSS-PM	ANSI	
UNC 9/16-12	H3	3B	E0699/16	14.29 .562	91.28 3.593	61.58 2.424	18.00 .709	3	0.429 x 0.322	HSS-PM	ANSI	
UNC 5/8-11	H3	3B	E0695/8	15.88 .625	96.84 3.812	52.64 2.072	18.00 .709	4	0.480 x 0.360	HSS-PM	ANSI	
UNC 3/4-10	H4	2B	E0693/4	19.05 .750	108.00 4.251	60.50 2.381	22.50 .886	4	0.590 x 0.442	HSS-PM	ANSI	
UNC 7/8-9	H4	3B	E0697/8	22.22 .875	119.00 4.685	69.90 2.751	25.00 .984	4	0.697 x 0.523	HSS-PM	ANSI	
UNC 1"-8	H4	3B	E0691	25.40 1.000	130.20 5.125	65.60 2.582	30.00 1.181	4	0.800 x 0.600	HSS-PM	ANSI	

Parametrelerle ilgili açıklamalar için, bkz sayfa (Ref 1) ve (Ref 2)

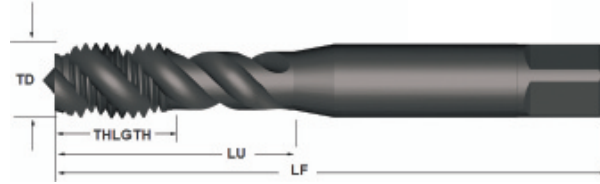


CoroTap™ 300

E056

FHA
THFT
THCHT
ULDR (xTD)
KAPLAMA

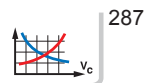
48
UNC
C
2.5
ST



M

		Ölçüler, mm, (inç)									
TDZ	TCTR	Sipariş kodu	TD	LF	LU	THLGTH	NOF	CZC_MS	ALT KATMAN	BSG	
UNC # 4-40	2B	E0564-40	2.84 .112	48.00 1.889	14.00 .551	6.20 .244	3	3.15 x 2.50	HSS-PM	ISO 529	
UNC # 6-32	2B	E0566-32	3.51 .137	48.00 1.889	17.00 .669	6.30 .248	3	3.55 x 2.80	HSS-PM	ISO 529	
UNC # 8-32	2B	E0568-32	4.17 .164	53.00 2.086	17.00 .669	6.70 .264	3	4.50 x 3.55	HSS-PM	ISO 529	
UNC # 10-24	2B	E05610-24	4.83 .190	58.00 2.283	21.00 .826	7.70 .303	3	5.00 x 4.00	HSS-PM	ISO 529	
UNC 1/4-20	2B	E0561/4	6.35 .250	66.00 2.598	27.00 1.062	10.20 .402	3	6.30 x 5.00	HSS-PM	ISO 529	
UNC 5/16-18	2B	E0565/16	7.94 .312	72.00 2.834	31.00 1.220	11.60 .457	3	8.00 x 6.30	HSS-PM	ISO 529	
UNC 3/8-16	2B	E0563/8	9.52 .375	80.00 3.149	33.00 1.299	15.10 .594	3	10.00 x 8.00	HSS-PM	ISO 529	
UNC 1/2-13	2B	E0561/2	12.70 .500	89.00 3.503	62.00 2.440	17.50 .689	3	9.00 x 7.10	HSS-PM	ISO 529	
UNC 5/8-11	2B	E0565/8	15.88 .625	102.00 4.015	59.00 2.322	18.00 .709	4	12.50 x 10.00	HSS-PM	ISO 529	
UNC 3/4-10	2B	E0563/4	19.05 .750	112.00 4.409	68.00 2.677	22.50 .886	4	14.00 x 11.20	HSS-PM	ISO 529	

Parametrelerle ilgili açıklamalar için, bkz sayfa (Ref 1) ve (Ref 2)




CoroTap™ 300

E886

FHA
THFT
THCHT
ULDR (xTD)

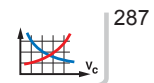
15
UNC
C
1.5



N

TDZ	TCTR	Sipariş kodu	Ölçüler, mm, (inç)							
			TD	LF	LU	THLGTH	NOF	CZC_MS	ALT KATMAN	BSG
UNC # 4-40	2B	E8864-40	2.84 .112	56.00 2.204	15.47 .609	9.00 .354	3	0.141 x 0.110	HSS-E-PM	DIN/ANSI
UNC # 6-32	2B	E8866-32	3.51 .137	56.00 2.204	15.08 .593	11.00 .433	3	0.141 x 0.110	HSS-E-PM	DIN/ANSI
UNC # 8-32	2B	E8868-32	4.17 .164	63.00 2.480	16.58 .652	13.00 .512	3	0.168 x 0.131	HSS-E-PM	DIN/ANSI
UNC # 10-24	2B	E88610-24	4.83 .190	70.00 2.755	21.42 .843	14.00 .551	3	0.194 x 0.152	HSS-E-PM	DIN/ANSI
UNC 1/4-20	2B	E8861/4	6.35 .250	80.00 3.149	25.59 1.007	15.00 .591	3	0.255 x 0.191	HSS-E-PM	DIN/ANSI
UNC 5/16-18	2B	E8865/16	7.94 .312	90.00 3.543	30.20 1.189	18.00 .709	3	0.318 x 0.238	HSS-E-PM	DIN/ANSI
UNC 3/8-16	2B	E8863/8	9.52 .375	100.00 3.937	32.80 1.291	20.00 .787	3	0.381 x 0.286	HSS-E-PM	DIN/ANSI
UNC 1/2-13	2B	E8861/2	12.70 .500	110.00 4.330	81.80 3.220	23.00 .906	3	0.367 x 0.275	HSS-E-PM	DIN/ANSI
UNC 5/8-11	2B	E8865/8	15.88 .625	110.00 4.330	65.80 2.590	23.00 .906	3	0.480 x 0.360	HSS-E-PM	DIN/ANSI
UNC 3/4-10	2B	E8863/4	19.05 .750	125.00 4.921	77.50 3.051	30.00 1.181	4	0.590 x 0.442	HSS-E-PM	DIN/ANSI

Parametrelerle ilgili açıklamalar için, bkz sayfa (Ref 1) ve (Ref 2)




CoroTap™ 300

E885

FHA
THFT
THCHT
ULDR (xTD)
KAPLAMA

15
UNF
C
1.5
CoolTop

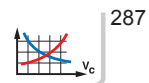


P

30-48 HRC

		Ölçüler, mm, (inç)									
TDZ	TCTR	Sipariş kodu	TD	LF	LU	THLGTH	NOF	CZC_MS	ALT KATMAN	BSG	
UNF # 10-32	2B	E88510-32	4.83 .190	80.00 3.149	17.00 .669	17.00 .669	3	0.255 x 0.191	HSS-E-PM	DIN/ANSI	
UNF 1/4-28	2B	E8851/4	6.35 .250	90.00 3.543	20.20 .795	20.20 .795	3	0.318 x 0.238	HSS-E-PM	DIN/ANSI	
UNF 5/16-24	2B	E8855/16	7.94 .312	100.00 3.937	20.00 .787	20.00 .787	3	0.381 x 0.286	HSS-E-PM	DIN/ANSI	
UNF 3/8-24	2B	E8853/8	9.52 .375	100.00 3.937	33.00 1.299	20.00 .787	3	0.381 x 0.286	HSS-E-PM	DIN/ANSI	
UNF 7/16-20	2B	E8857/16	11.11 .437	100.00 3.937	72.60 2.858	20.00 .787	4	0.323 x 0.242	HSS-E-PM	DIN/ANSI	
UNF 1/2-20	2B	E8851/2	12.70 .500	110.00 4.330	81.80 3.220	23.00 .906	4	0.367 x 0.275	HSS-E-PM	DIN/ANSI	
UNF 5/8-18	2B	E8855/8	15.88 .625	110.00 4.330	65.80 2.590	23.00 .906	4	0.480 x 0.360	HSS-E-PM	DIN/ANSI	
UNF 3/4-16	2B	E8853/4	19.05 .750	125.00 4.921	77.50 3.051	30.00 1.181	4	0.590 x 0.442	HSS-E-PM	DIN/ANSI	

Parametrelerle ilgili açıklamalar için, bkz sayfa (Ref 1) ve (Ref 2)




CoroTap™ 300

EX33PA

FHA
THFT
THCHT
ULDR (xTD)
KAPLAMA


48
UNF
C
3.0
CoolTop



P350HB

				Ölçüler, mm, (inç)							
TDZ	TCT	TCTR	Sipariş kodu	TD	LF	LU	THLGTH	NOF	CZC_MS	ALT KATMAN	BSG
UNF # 8-36	H2	2B	EX33PA8-36	4.17 .164	63.00 2.480	21.18 .833	7.00 .276	3	0.168 x 0.131	HSS-E-PM	DIN/ANSI
UNF # 10-32	H3	2B	EX33PA10-32	4.83 .190	70.00 2.755	27.54 1.084	8.00 .315	3	0.194 x 0.152	HSS-E-PM	DIN/ANSI
UNF 1/4-28	H3	3B	EX33PA1/4	6.35 .250	80.00 3.149	24.69 .972	10.20 .402	3	0.255 x 0.191	HSS-E-PM	DIN/ANSI
UNF 1/4-28	H4	2B	EX33PA1/4H4	6.35 .250	80.00 3.149	24.69 .972	10.20 .402	3	0.255 x 0.191	HSS-E-PM	DIN/ANSI
UNF 5/16-24	H3	3B	EX33PA5/16	7.94 .312	90.00 3.543	33.17 1.305	12.00 .472	3	0.318 x 0.238	HSS-E-PM	DIN/ANSI
UNF 5/16-24	H4	2B	EX33PA5/16H4	7.94 .312	90.00 3.543	33.17 1.305	12.00 .472	3	0.318 x 0.238	HSS-E-PM	DIN/ANSI
UNF 3/8-24	H3	3B	EX33PA3/8	9.52 .375	100.00 3.937	38.07 1.498	15.80 .622	3	0.381 x 0.286	HSS-E-PM	DIN/ANSI
UNF 3/8-24	H4	2B	EX33PA3/8H4	9.52 .375	100.00 3.937	38.07 1.498	15.80 .622	3	0.381 x 0.286	HSS-E-PM	DIN/ANSI
UNF 7/16-20	H3	3B	EX33PA7/16	11.11 .437	100.00 3.937	72.60 2.858	15.01 .591	3	0.323 x 0.242	HSS-E-PM	DIN/ANSI
UNF 1/2-20	H3	3B	EX33PA1/2	12.70 .500	110.00 4.330	81.80 3.220	18.01 .709	3	0.367 x 0.275	HSS-E-PM	DIN/ANSI
UNF 1/2-20	H5	2B	EX33PA1/2H5	12.70 .500	110.00 4.330	81.80 3.220	18.01 .709	3	0.367 x 0.275	HSS-E-PM	DIN/ANSI
UNF 5/8-18	H3	3B	EX33PA5/8	15.88 .625	110.00 4.330	65.80 2.590	20.00 .787	4	0.480 x 0.360	HSS-E-PM	DIN/ANSI
UNF 5/8-18	H5	2B	EX33PA5/8H5	15.88 .625	110.00 4.330	65.80 2.590	20.00 .787	4	0.480 x 0.360	HSS-E-PM	DIN/ANSI
UNF 3/4-16	H3	3B	EX33PA3/4	19.05 .750	125.00 4.921	77.50 3.051	25.00 .984	4	0.590 x 0.442	HSS-E-PM	DIN/ANSI
UNF 3/4-16	H5	2B	EX33PA3/4H5	19.05 .750	125.00 4.921	77.50 3.051	25.00 .984	4	0.590 x 0.442	HSS-E-PM	DIN/ANSI
UNF 7/8-14	H4	3B	EX33PA7/8	22.22 .875	140.00 5.511	90.90 3.578	25.00 .984	4	0.697 x 0.523	HSS-E-PM	DIN/ANSI
UNF 1"-12	H4	3B	EX33PA1-12	25.40 1.000	160.00 6.299	95.40 3.755	30.00 1.181	4	0.800 x 0.600	HSS-E-PM	DIN/ANSI

Parametrelerle ilgili açıklamalar için, bkz sayfa (Ref 1) ve (Ref 2)



287



248




276

CoroTap™ 300

E883

FHA
THFT
THCHT
ULDR (xTD)
KAPLAMA

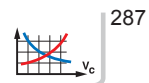
48
UNF
C
2.5
SmoothTop



M

		Ölçüler, mm, (inç)									
TDZ	TCTR	Sipariş kodu	TD	LF	LU	THLGTH	NOF	CZC_MS	ALT KATMAN	BSG	
UNF # 10-32	2B	E88310-32	4.83 .190	70.00 2.755	21.42 .843	8.40 .331	3	0.194 x 0.152	HSS-PM	DIN/ANSI	
UNF 1/4-28	2B	E8831/4	6.35 .250	80.00 3.149	25.59 1.007	10.20 .402	3	0.255 x 0.191	HSS-PM	DIN/ANSI	
UNF 5/16-24	2B	E8835/16	7.94 .312	90.00 3.543	30.20 1.189	12.20 .480	3	0.318 x 0.238	HSS-PM	DIN/ANSI	
UNF 3/8-24	2B	E8833/8	9.52 .375	100.00 3.937	32.80 1.291	15.80 .622	3	0.381 x 0.286	HSS-PM	DIN/ANSI	
UNF 7/16-20	2B	E8837/16	11.11 .437	100.00 3.937	72.60 2.858	15.00 .591	3	0.323 x 0.242	HSS-PM	DIN/ANSI	
UNF 1/2-20	2B	E8831/2	12.70 .500	110.00 4.330	81.80 3.220	18.00 .709	3	0.367 x 0.275	HSS-PM	DIN/ANSI	
UNF 5/8-18	2B	E8835/8	15.88 .625	110.00 4.330	65.80 2.590	20.00 .787	4	0.480 x 0.360	HSS-PM	DIN/ANSI	
UNF 3/4-16	2B	E8833/4	19.05 .750	125.00 4.921	77.50 3.051	25.00 .984	4	0.590 x 0.442	HSS-PM	DIN/ANSI	
UNF 7/8-14	2B	E8837/8	22.22 .875	140.00 5.511	90.90 3.578	25.00 .984	4	0.697 x 0.523	HSS-PM	DIN/ANSI	

Parametrelerle ilgili açıklamalar için, bkz sayfa (Ref 1) ve (Ref 2)

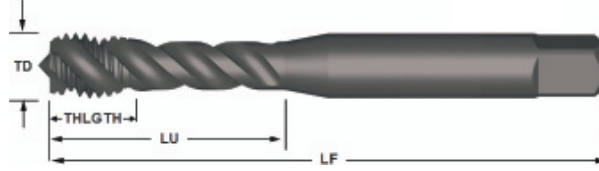


CoroTap™ 300

E079

FHA
THFT
THCHT
ULDR (xTD)
KAPLAMA

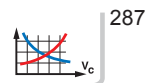
48
UNF
C
2.5
ST



M

				Ölçüler, mm, (inç)								
TDZ	TCT	TCTR	Sipariş kodu	TD	LF	LU	THLGTH	NOF	CZC_MS	ALT KATMAN	BSG	
UNS 1"-14	H4	3B	E0791-14	25.40 1.000	130.20 5.125	65.60 2.582	30.00 1.181	4	0.800 x 0.600	HSS-PM	ANSI	
UNF # 10-32	H2	3B	E07910-32	4.83 .190	60.32 2.375	21.42 .843	8.50 .335	3	0.194 x 0.152	HSS-PM	ANSI	
UNF 1/4-28	H3	3B	E0791/4	6.35 .250	63.50 2.500	27.92 1.099	10.00 .394	3	0.255 x 0.191	HSS-PM	ANSI	
UNF 5/16-24	H3	3B	E0795/16	7.94 .312	69.06 2.718	33.26 1.309	11.60 .457	3	0.318 x 0.238	HSS-PM	ANSI	
UNF 3/8-24	H3	3B	E0793/8	9.52 .375	74.61 2.937	36.61 1.441	13.50 .531	3	0.381 x 0.286	HSS-PM	ANSI	
UNF 7/16-20	H3	3B	E0797/16	11.11 .437	80.17 3.156	52.77 2.077	16.00 .630	3	0.323 x 0.242	HSS-PM	ANSI	
UNF 1/2-20	H3	3B	E0791/2	12.70 .500	85.72 3.375	57.52 2.264	17.50 .689	3	0.367 x 0.275	HSS-PM	ANSI	
UNF 9/16-18	H3	3B	E0799/16	14.29 .562	91.28 3.593	61.58 2.424	18.00 .709	3	0.429 x 0.322	HSS-PM	ANSI	
UNF 5/8-18	H3	3B	E0795/8	15.88 .625	96.84 3.812	52.64 2.072	18.00 .709	4	0.480 x 0.360	HSS-PM	ANSI	
UNF 3/4-16	H3	3B	E0793/4	19.05 .750	108.00 4.251	60.50 2.381	22.50 .886	4	0.590 x 0.442	HSS-PM	ANSI	
UNF 7/8-14	H4	3B	E0797/8	22.22 .875	119.00 4.685	69.90 2.751	25.00 .984	4	0.697 x 0.523	HSS-PM	ANSI	
UNF 1"-12	H4	3B	E0791-12	25.40 1.000	130.20 5.125	65.60 2.582	30.00 1.181	4	0.800 x 0.600	HSS-PM	ANSI	

Parametrelerle ilgili açıklamalar için, bkz sayfa (Ref 1) ve (Ref 2)

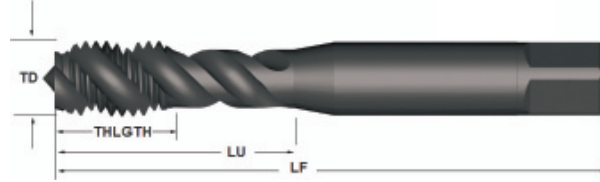


CoroTap™ 300

E095

FHA
THFT
THCHT
ULDR (xTD)
KAPLAMA

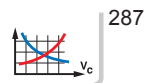
48
UNF
C
2.5
ST



M

		Ölçüler, mm, (inç)									
TDZ	TCTR	Sipariş kodu	TD	LF	LU	THLGTH	NOF	CZC_MS	ALT KATMAN	BSG	
UNF # 10-32	2B	E09510-32	4.83 .190	58.00 2.283	21.00 .826	7.70 .303	3	5.00 x 4.00	HSS-PM	ISO 529	
UNF 1/4-28	2B	E0951/4	6.35 .250	66.00 2.598	27.00 1.062	10.20 .402	3	6.30 x 5.00	HSS-PM	ISO 529	
UNF 5/16-24	2B	E0955/16	7.94 .312	72.00 2.834	31.00 1.220	11.60 .457	3	8.00 x 6.30	HSS-PM	ISO 529	
UNF 3/8-24	2B	E0953/8	9.52 .375	80.00 3.149	33.00 1.299	15.10 .594	3	10.00 x 8.00	HSS-PM	ISO 529	
UNF 1/2-20	2B	E0951/2	12.70 .500	89.00 3.503	62.00 2.440	17.50 .689	3	9.00 x 7.10	HSS-PM	ISO 529	

Parametrelerle ilgili açıklamalar için, bkz sayfa (Ref 1) ve (Ref 2)




CoroTap™ 300

E887

FHA
THFT
THCHT
ULDR (xTD)

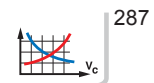
15
UNF
C
1.5



N

		Ölçüler, mm, (inç)									
TDZ	TCTR	Sipariş kodu	TD	LF	LU	THLGTH	NOF	CZC_MS	ALT KATMAN	BSG	
UNF # 10-32	2B	E88710-32	4.83	70.00	21.42	14.00	3	0.194 x 0.152	HSS-E-PM	DIN/ANSI	
			.190	2.755	.843	.551					
UNF 1/4-28	2B	E8871/4	6.35	80.00	25.59	15.00	3	0.255 x 0.191	HSS-E-PM	DIN/ANSI	
			.250	3.149	1.007	.591					
UNF 5/16-24	2B	E8875/16	7.94	90.00	30.20	18.00	3	0.318 x 0.238	HSS-E-PM	DIN/ANSI	
			.312	3.543	1.189	.709					
UNF 3/8-24	2B	E8873/8	9.52	100.00	32.80	20.00	3	0.381 x 0.286	HSS-E-PM	DIN/ANSI	
			.375	3.937	1.291	.787					
UNF 1/2-20	2B	E8871/2	12.70	110.00	81.80	23.00	3	0.367 x 0.275	HSS-E-PM	DIN/ANSI	
			.500	4.330	3.220	.906					

Parametrelerle ilgili açıklamalar için, bkz sayfa (Ref 1) ve (Ref 2)




CoroTap™ 300

E362

FHA
THFT
THCHT
ULDR (xTD)
KAPLAMA

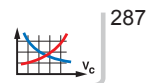
40
G
C
2.0
ST



M

		Ölçüler, mm, (inç)									
TDZ	TCTR	Sipariş kodu	TD	LF	LU	THLGTH	NOF	CZC_MS	ALT KATMAN	BSG	
G 1/8-28	NORMAL	E3621/8	9.73 .382	90.00 3.543	67.00 2.637	12.00 .472	3	7.00 x 5.50	HSS-E	DIN 5156	
G 1/4-19	NORMAL	E3621/4	13.16 .517	100.00 3.937	71.00 2.795	15.00 .591	4	11.00 x 9.00	HSS-E	DIN 5156	
G 3/8-19	NORMAL	E3623/8	16.66 .655	100.00 3.937	58.00 2.283	15.00 .591	4	12.00 x 9.00	HSS-E	DIN 5156	
G 1/2-14	NORMAL	E3621/2	20.96 .825	125.00 4.921	80.00 3.149	24.00 .945	4	16.00 x 12.00	HSS-E	DIN 5156	
G 3/4-14	NORMAL	E3623/4	26.44 1.040	140.00 5.511	77.00 3.031	20.00 .787	4	20.00 x 16.00	HSS-E	DIN 5156	
G 1"-11	NORMAL	E3621	33.25 1.309	160.00 6.299	93.00 3.661	24.00 .945	4	25.00 x 20.00	HSS-E	DIN 5156	

Parametrelerle ilgili açıklamalar için, bkz sayfa (Ref 1) ve (Ref 2)

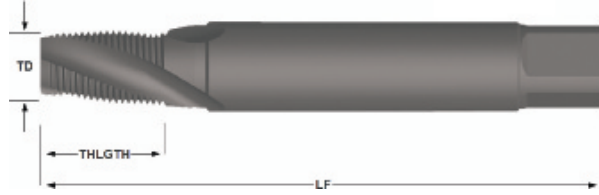


CoroTap™ 300

E736

FHA
THFT
THCHT
ULDR (xTD)
KAPLAMA

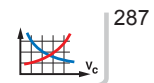
30
NPT60
C
1.5
ST



M

		Ölçüler, mm, (inç)									
TDZ	TCTR	Sipariş kodu	TD	LF	LU	THLGTH	NOF	CZC_MS	ALT KATMAN	BSG	
NPT 1/16-27	NORMAL	E7361/16	7.72 .303	80.00 3.149	56.00 2.204	14.00 .551	3	0.313 x 0.234	HSS-E	DIN/ANSI	
NPT 1/8-27	NORMAL	E7361/8	10.06 .396	90.00 3.543	64.00 2.519	14.00 .551	4	0.437 x 0.328	HSS-E	DIN/ANSI	
NPT 1/4-18	NORMAL	E7361/4	13.37 .526	100.00 3.937	59.00 2.322	20.00 .787	4	0.562 x 0.421	HSS-E	DIN/ANSI	
NPT 3/8-18	NORMAL	E7363/8	16.81 .661	110.00 4.330	67.00 2.637	20.00 .787	5	0.700 x 0.531	HSS-E	DIN/ANSI	
NPT 1/2-14	NORMAL	E7361/2	20.95 .824	125.00 4.921	79.00 3.110	26.00 1.024	5	0.687 x 0.515	HSS-E	DIN/ANSI	
NPT 3/4-14	NORMAL	E7363/4	26.29 1.035	140.00 5.511	78.00 3.070	26.00 1.024	5	0.906 x 0.679	HSS-E	DIN/ANSI	
NPT 1-11.5	NORMAL	E7361	32.91 1.295	150.00 5.905	58.00 2.283	31.00 1.220	5	1.125 x 0.843	HSS-E	DIN/ANSI	

Parametrelerle ilgili açıklamalar için, bkz sayfa (Ref 1) ve (Ref 2)

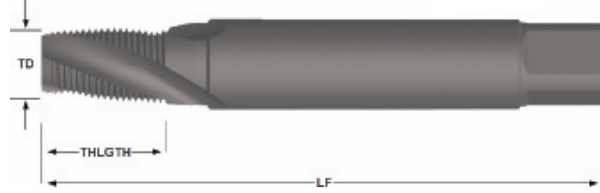


CoroTap™ 300

E738

FHA
THFT
THCHT
ULDR (xTD)
KAPLAMA

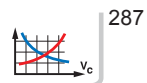
30
NPTF60
C
1.5
ST



M

		Ölçüler, mm, (inç)									
TDZ	TCTR	Sipariş kodu	TD	LF	LU	THLGTH	NOF	CZC_MS	ALT KATMAN	BSG	
NPTF 1/16-27	NORMAL	E7381/16	7.64 .300	80.00 3.149	56.00 2.204	14.00 .551	3	0.313 x 0.234	HSS-E	DIN/ANSI	
NPTF 1/8-27	NORMAL	E7381/8	9.98 .392	90.00 3.543	64.00 2.519	20.00 .787	4	0.700 x 0.531	HSS-E	DIN/ANSI	
NPTF 1/4-18	NORMAL	E7381/4	13.31 .524	100.00 3.937	59.00 2.322	20.00 .787	4	0.562 x 0.421	HSS-E	DIN/ANSI	
NPTF 3/8-18	NORMAL	E7383/8	16.75 .659	110.00 4.330	67.00 2.637	26.00 1.024	5	0.906 x 0.679	HSS-E	DIN/ANSI	
NPTF 1/2-14	NORMAL	E7381/2	20.92 .823	125.00 4.921	79.00 3.110	14.00 .551	5	0.437 x 0.328	HSS-E	DIN/ANSI	
NPTF 3/4-14	NORMAL	E7383/4	26.27 1.034	140.00 5.511	78.00 3.070	26.00 1.024	5	0.687 x 0.515	HSS-E	DIN/ANSI	

Parametrelerle ilgili açıklamalar için, bkz sayfa (Ref 1) ve (Ref 2)




CoroTap™ 400

E313

THFT
THCMT
ULDR (xTD)
KAPLAMA

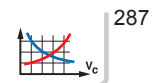
M
C
3.0
SmoothTop



N

			Ölçüler, mm, (inç)								
TDZ	TP	TCTR	Sipariş kodu	TD	LF	LU	THLGTH	CZC_MS	ALT KATMAN	BSG	
M3	0.50	6HX	E313M3	3.00	56.00	18.00	9.00	3.50 x 2.70	HSS-E	DIN 2174	
				.118	2.204	.708	.354				
M4	0.70	6HX	E313M4	4.00	63.00	21.00	12.00	4.50 x 3.40	HSS-E	DIN 2174	
				.157	2.480	.826	.472				
M5	0.80	6HX	E313M5	5.00	70.00	25.00	13.00	6.00 x 4.90	HSS-E	DIN 2174	
				.196	2.755	.984	.512				
M6	1.00	6HX	E313M6	6.00	80.00	30.00	15.00	6.00 x 4.90	HSS-E	DIN 2174	
				.236	3.149	1.181	.591				
M8	1.25	6HX	E313M8	8.00	90.00	35.00	18.00	8.00 x 6.20	HSS-E	DIN 2174	
				.314	3.543	1.377	.709				

Parametrelerle ilgili açıklamalar için, bkz sayfa (Ref 1) ve (Ref 2)

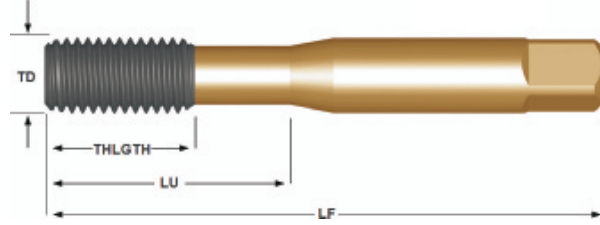


CoroTap™ 400

E080

THFT
THCHT
ULDR (xTD)
KAPLAMA

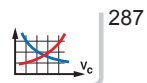
M
C
2.5
SmoothTop



N


			Ölçüler, mm, (inç)							
TDZ	TP	TCTR	Sipariş kodu	TD	LF	LU	THLGTH	CZC_MS	ALT KATMAN	BSG
M2	0.40	6HX	E080M2	2.00 .078	41.00 1.614	8.00 .314	8.00 .315	2.50 x 2.00	HSS-PM	ISO 529
M2.5	0.45	6HX	E080M2.5	2.50 .098	44.50 1.751	9.50 .374	9.50 .374	2.80 x 2.24	HSS-PM	ISO 529
M3	0.50	6HX	E080M3	3.00 .118	48.00 1.889	12.50 .492	12.50 .492	3.15 x 2.50	HSS-PM	ISO 529
M4	0.70	6HX	E080M4	4.00 .157	53.00 2.086	17.00 .669	17.00 .669	4.00 x 3.15	HSS-PM	ISO 529
M5	0.80	6HX	E080M5	5.00 .196	58.00 2.283	21.50 .846	11.00 .433	5.00 x 4.00	HSS-PM	ISO 529
M6	1.00	6HX	E080M6	6.00 .236	66.00 2.598	26.00 1.023	13.00 .512	6.30 x 5.00	HSS-PM	ISO 529
M8	1.25	6HX	E080M8	8.00 .314	72.00 2.834	29.40 1.157	16.00 .630	8.00 x 6.30	HSS-PM	ISO 529

Parametrelerle ilgili açıklamalar için, bkz sayfa (Ref 1) ve (Ref 2)



CoroTap™ 200

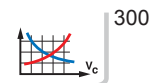
EP006H

THFT
THCHT
ULDR (xTD)M
B
2.5

P K N S


TDZ	TP	TCTR	Sipariş kodu	Ölçüler, mm, (inç)							
				TD	LF	LU	THLGTH	NOF	CZC_MS	ALT KATMAN	BSG
M2	0.40	6H	EP00M2	2.00 .078	45.00 1.771	9.00 .354	6.00 .236	2	2.80 x 2.10	HSS-E	DIN 371
M2.5	0.45	6H	EP00M2.5	2.50 .098	50.00 1.968	12.50 .492	8.00 .315	2	2.80 x 2.10	HSS-E	DIN 371
M3	0.50	6H	EP00M3	3.00 .118	56.00 2.204	18.00 .708	8.90 .350	3	3.50 x 2.70	HSS-PM	DIN 371
M3	0.50	6H	EP00M3DIN376	3.00 .118	56.00 2.204	37.00 1.456	9.50 .374	3	2.20 x 1.80	HSS-PM	DIN 376
M3.5	0.60	6H	EP00M3.5	3.50 .137	56.00 2.204	20.00 .787	10.80 .425	3	4.00 x 3.00	HSS-PM	DIN 371
M4	0.70	6H	EP00M4	4.00 .157	63.00 2.480	21.00 .826	11.70 .461	3	4.50 x 3.40	HSS-PM	DIN 371
M4	0.70	6H	EP00M4DIN376	4.00 .157	63.00 2.480	43.00 1.692	11.90 .469	3	2.80 x 2.10	HSS-PM	DIN 376
M4.5	0.75	6H	EP00M4.5	4.50 .177	70.00 2.755	25.00 .984	12.60 .496	3	6.00 x 4.90	HSS-PM	DIN 371
M5	0.80	6H	EP00M5	5.00 .196	70.00 2.755	25.00 .984	12.60 .496	3	6.00 x 4.90	HSS-PM	DIN 371
M5	0.80	6H	EP00M5DIN376	5.00 .196	70.00 2.755	49.00 1.929	13.20 .520	3	3.50 x 2.70	HSS-PM	DIN 376
M6	1.00	6H	EP00M6	6.00 .236	80.00 3.149	30.00 1.181	14.50 .571	3	6.00 x 4.90	HSS-PM	DIN 371
M6	1.00	6H	EP00M6DIN376	6.00 .236	80.00 3.149	59.00 2.322	15.10 .594	3	4.50 x 3.40	HSS-PM	DIN 376
M7	1.00	6H	EP00M7	7.00 .275	80.00 3.149	30.00 1.181	14.50 .571	3	7.00 x 5.50	HSS-PM	DIN 371
M8	1.25	6H	EP00M8	8.00 .314	90.00 3.543	35.00 1.377	17.40 .685	3	8.00 x 6.20	HSS-PM	DIN 371
M8	1.25	6H	EP00M8DIN376	8.00 .314	90.00 3.543	67.00 2.637	18.00 .709	3	6.00 x 4.90	HSS-PM	DIN 376
M10	1.50	6H	EP00M10	10.00 .393	100.00 3.937	39.00 1.535	19.20 .756	3	10.00 x 8.00	HSS-PM	DIN 371
M10	1.50	6H	EP00M10DIN376	10.00 .393	100.00 3.937	77.00 3.031	19.80 .780	3	7.00 x 5.50	HSS-PM	DIN 376
M12	1.75	6H	EP00M12	12.00 .472	110.00 4.330	83.00 3.267	23.00 .906	3	9.00 x 7.00	HSS-PM	DIN 376
M14	2.00	6H	EP00M14	14.00 .551	110.00 4.330	81.00 3.188	25.00 .984	3	11.00 x 9.00	HSS-PM	DIN 376
M16	2.00	6H	EP00M16	16.00 .629	110.00 4.330	68.00 2.677	25.00 .984	3	12.00 x 9.00	HSS-PM	DIN 376
M18	2.50	6H	EP00M18	18.00 .708	125.00 4.921	81.00 3.188	30.00 1.181	4	14.00 x 11.00	HSS-E	DIN 376

Parametrelerle ilgili açıklamalar için, bkz sayfa (Ref 1) ve sayfa 7.



CoroTap™ 200

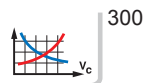
EP006H

THFT
THCHT
ULDR (xTD)M
B
2.5

P K N S

TDZ	TP	TCTR	Sipariş kodu	Ölçüler, mm, (inç)							
				TD	LF	LU	THLGTH	NOF	CZC_MS	ALT KATMAN	BSG
M20	2.50	6H	EP00M20	20.00 .787	140.00 5.511	95.00 3.740	30.00 1.181	4	16.00 x 12.00	HSS-E	DIN 376
M22	2.50	6H	EP00M22	22.00 .866	140.00 5.511	93.00 3.661	34.00 1.339	4	18.00 x 14.50	HSS-E	DIN 376
M24	3.00	6H	EP00M24	24.00 .944	160.00 6.299	113.00 4.448	38.00 1.496	4	18.00 x 14.50	HSS-E	DIN 376
M27	3.00	6H	EP00M27	27.00 1.062	160.00 6.299	97.00 3.818	38.00 1.496	4	20.00 x 16.00	HSS-E	DIN 376
M30	3.50	6H	EP00M30	30.00 1.181	180.00 7.086	115.00 4.527	45.00 1.772	4	22.00 x 18.00	HSS-E	DIN 376

Parametrelerle ilgili açıklamalar için, bkz sayfa (Ref 1)
ve sayfa 7.




CoroTap™ 200

EP016H

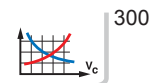
THFT
THCHT
ULDR (xTD)
KAPLAMA

M
B
2.5
ST



TDZ	TP	TCTR	Sipariş kodu	Ölçüler, mm, (inç)							
				TD	LF	LU	THLGTH	NOF	CZC_MS	ALT KATMAN	BSG
M2	0.40	6H	EP01M2	2.00	45.00	9.00	6.00	2	2.80 x 2.10	HSS-E	DIN 371
				.078	1.771	.354	.236				
M2.5	0.45	6H	EP01M2.5	2.50	50.00	12.50	8.00	2	2.80 x 2.10	HSS-E	DIN 371
				.098	1.968	.492	.315				
M3	0.50	6H	EP01M3	3.00	56.00	18.00	8.90	3	3.50 x 2.70	HSS-PM	DIN 371
				.118	2.204	.708	.350				
M3	0.50	6H	EP01M3DIN376	3.00	56.00	37.00	9.50	3	2.20 x 1.80	HSS-PM	DIN 376
				.118	2.204	1.456	.374				
M3.5	0.60	6H	EP01M3.5	3.50	56.00	20.00	10.80	3	4.00 x 3.00	HSS-PM	DIN 371
				.137	2.204	.787	.425				
M4	0.70	6H	EP01M4	4.00	63.00	21.00	11.70	3	4.50 x 3.40	HSS-PM	DIN 371
				.157	2.480	.826	.461				
M4	0.70	6H	EP01M4DIN376	4.00	63.00	43.00	11.90	3	2.80 x 2.10	HSS-PM	DIN 376
				.157	2.480	1.692	.469				
M4.5	0.75	6H	EP01M4.5	4.50	70.00	25.00	12.60	3	6.00 x 4.90	HSS-PM	DIN 371
				.177	2.755	.984	.496				
M5	0.80	6H	EP01M5	5.00	70.00	25.00	12.60	3	6.00 x 4.90	HSS-PM	DIN 371
				.196	2.755	.984	.496				
M5	0.80	6H	EP01M5DIN376	5.00	70.00	49.00	13.20	3	3.50 x 2.70	HSS-PM	DIN 376
				.196	2.755	1.929	.520				
M6	1.00	6H	EP01M6	6.00	80.00	30.00	14.50	3	6.00 x 4.90	HSS-PM	DIN 371
				.236	3.149	1.181	.571				
M6	1.00	6H	EP01M6DIN376	6.00	80.00	59.00	15.10	3	4.50 x 3.40	HSS-PM	DIN 376
				.236	3.149	2.322	.594				
M7	1.00	6H	EP01M7	7.00	80.00	30.00	14.50	3	7.00 x 5.50	HSS-PM	DIN 371
				.275	3.149	1.181	.571				
M8	1.25	6H	EP01M8	8.00	90.00	35.00	17.40	3	8.00 x 6.20	HSS-PM	DIN 371
				.314	3.543	1.377	.685				
M8	1.25	6H	EP01M8DIN376	8.00	90.00	67.00	18.00	3	6.00 x 4.90	HSS-PM	DIN 376
				.314	3.543	2.637	.709				
M10	1.50	6H	EP01M10	10.00	100.00	39.00	19.20	3	10.00 x 8.00	HSS-PM	DIN 371
				.393	3.937	1.535	.756				
M10	1.50	6H	EP01M10DIN376	10.00	100.00	77.00	19.80	3	7.00 x 5.50	HSS-PM	DIN 376
				.393	3.937	3.031	.780				
M12	1.75	6H	EP01M12	12.00	110.00	83.00	23.00	3	9.00 x 7.00	HSS-PM	DIN 376
				.472	4.330	3.267	.906				
M14	2.00	6H	EP01M14	14.00	110.00	81.00	25.00	3	11.00 x 9.00	HSS-PM	DIN 376
				.551	4.330	3.188	.984				
M16	2.00	6H	EP01M16	16.00	110.00	68.00	25.00	3	12.00 x 9.00	HSS-PM	DIN 376
				.629	4.330	2.677	.984				
M18	2.50	6H	EP01M18	18.00	125.00	81.00	30.00	4	14.00 x 11.00	HSS-E	DIN 376
				.708	4.921	3.188	1.181				

Parametrelerle ilgili açıklamalar için, bkz sayfa (Ref 1) ve sayfa 7.




CoroTap™ 200

EP016H

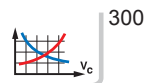
THFT
THCHT
ULDR (xTD)
KAPLAMA

M
B
2.5
ST




			Ölçüler, mm, (inç)									
TDZ	TP	TCTR	Sipariş kodu	TD	LF	LU	THLGTH	NOF	CZC_MS	ALT KATMAN	BSG	
M20	2.50	6H	EP01M20	20.00	140.00	95.00	30.00	4	16.00 x 12.00	HSS-E	DIN 376	
				.787	5.511	3.740	1.181					
M22	2.50	6H	EP01M22	22.00	140.00	93.00	34.00	4	18.00 x 14.50	HSS-E	DIN 376	
				.866	5.511	3.661	1.339					
M24	3.00	6H	EP01M24	24.00	160.00	113.00	38.00	4	18.00 x 14.50	HSS-E	DIN 376	
				.944	6.299	4.448	1.496					
M27	3.00	6H	EP01M27	27.00	160.00	97.00	38.00	4	20.00 x 16.00	HSS-E	DIN 376	
				1.062	6.299	3.818	1.496					
M30	3.50	6H	EP01M30	30.00	180.00	115.00	45.00	4	22.00 x 18.00	HSS-E	DIN 376	
				1.181	7.086	4.527	1.772					

Parametrelerle ilgili açıklamalar için, bkz sayfa (Ref 1) ve sayfa 7.



CoroTap™ 200

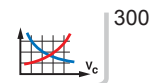
EP006G

THFT
THCMT
ULDR (xTD)M
B
2.5

P K N S

TDZ	TP	TCTR	Sipariş kodu	Ölçüler, mm, (inç)							
				TD	LF	LU	THLGTH	NOF	CZC_MS	ALT KATMAN	BSG
M3	0.50	6G	EP00M36G	3.00 .118	56.00 2.204	18.00 .708	8.90 .350	3	3.50 x 2.70	HSS-PM	DIN 371
M4	0.70	6G	EP00M46G	4.00 .157	63.00 2.480	21.00 .826	11.70 .461	3	4.50 x 3.40	HSS-PM	DIN 371
M5	0.80	6G	EP00M56G	5.00 .196	70.00 2.755	25.00 .984	12.60 .496	3	6.00 x 4.90	HSS-PM	DIN 371
M6	1.00	6G	EP00M66G	6.00 .236	80.00 3.149	30.00 1.181	14.50 .571	3	6.00 x 4.90	HSS-PM	DIN 371
M8	1.25	6G	EP00M86G	8.00 .314	90.00 3.543	35.00 1.377	17.40 .685	3	8.00 x 6.20	HSS-PM	DIN 371
M10	1.50	6G	EP00M106G	10.00 .393	100.00 3.937	39.00 1.535	19.20 .756	3	10.00 x 8.00	HSS-PM	DIN 371
M12	1.75	6G	EP00M126G	12.00 .472	110.00 4.330	83.00 3.267	23.00 .906	3	9.00 x 7.00	HSS-PM	DIN 376
M16	2.00	6G	EP00M166G	16.00 .629	110.00 4.330	68.00 2.677	25.00 .984	3	12.00 x 9.00	HSS-PM	DIN 376
M20	2.50	6G	EP00M206G	20.00 .787	140.00 5.511	95.00 3.740	30.00 1.181	4	16.00 x 12.00	HSS-E	DIN 376

Parametrelerle ilgili açıklamalar için, bkz sayfa (Ref 1) ve (Ref 2)




CoroTap™ 200

EP016G

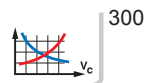
THFT
THCHT
ULDR (xTD)
KAPLAMA

M
B
2.5
ST



			Ölçüler, mm, (inç)								
TDZ	TP	TCTR	Sipariş kodu	TD	LF	LU	THLGTH	NOF	CZC_MS	ALT KATMAN	BSG
M3	0.50	6G	EP01M36G	3.00	56.00	18.00	8.90	3	3.50 x 2.70	HSS-PM	DIN 371
				.118	2.204	.708	.350				
M4	0.70	6G	EP01M46G	4.00	63.00	21.00	11.70	3	4.50 x 3.40	HSS-PM	DIN 371
				.157	2.480	.826	.461				
M5	0.80	6G	EP01M56G	5.00	70.00	25.00	12.60	3	6.00 x 4.90	HSS-PM	DIN 371
				.196	2.755	.984	.496				
M6	1.00	6G	EP01M66G	6.00	80.00	30.00	14.50	3	6.00 x 4.90	HSS-PM	DIN 371
				.236	3.149	1.181	.571				
M8	1.25	6G	EP01M86G	8.00	90.00	35.00	17.40	3	8.00 x 6.20	HSS-PM	DIN 371
				.314	3.543	1.377	.685				
M10	1.50	6G	EP01M106G	10.00	100.00	39.00	19.20	3	10.00 x 8.00	HSS-PM	DIN 371
				.393	3.937	1.535	.756				
M12	1.75	6G	EP01M126G	12.00	110.00	83.00	23.00	3	9.00 x 7.00	HSS-PM	DIN 376
				.472	4.330	3.267	.906				
M16	2.00	6G	EP01M166G	16.00	110.00	68.00	25.00	3	12.00 x 9.00	HSS-PM	DIN 376
				.629	4.330	2.677	.984				
M20	2.50	6G	EP01M206G	20.00	140.00	95.00	30.00	4	16.00 x 12.00	HSS-E	DIN 376
				.787	5.511	3.740	1.181				

Parametrelerle ilgili açıklamalar için, bkz sayfa (Ref 1) ve (Ref 2)




CoroTap™ 200

E616

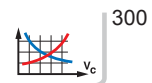
THFT
THCHT
ULDR (xTD)
KAPLAMA

M
B
3.0
CoolTop




				Ölçüler, mm, (inç)								
TDZ	TP	TCTR	Sipariş kodu	TD	LF	LU	THLGTH	NOF	CZC_MS	ALT KATMAN	BSG	
M3	0.50	6H	E616M3	3.00	112.00	18.00	9.00	3	3.50 x 2.70	HSS-E	DIN 371	
				.118	4.409	.708	.354					
M4	0.70	6H	E616M4	4.00	112.00	21.00	12.00	3	4.50 x 3.40	HSS-E	DIN 371	
				.157	4.409	.826	.472					
M5	0.80	6H	E616M5	5.00	125.00	25.00	13.00	3	6.00 x 4.90	HSS-E	DIN 371	
				.196	4.921	.984	.512					
M6	1.00	6H	E616M6	6.00	125.00	30.00	15.00	3	6.00 x 4.90	HSS-E	DIN 371	
				.236	4.921	1.181	.591					
M8	1.25	6H	E616M8	8.00	140.00	40.00	18.00	3	8.00 x 6.20	HSS-E	DIN 371	
				.314	5.511	1.574	.709					
M10	1.50	6H	E616M10	10.00	160.00	50.00	20.00	3	10.00 x 8.00	HSS-E	DIN 371	
				.393	6.299	1.968	.787					
M12	1.75	6H	E616M12	12.00	180.00	153.00	23.00	3	9.00 x 7.00	HSS-E	DIN 376	
				.472	7.086	6.023	.906					
M14	2.00	6H	E616M14	14.00	180.00	151.00	25.00	3	11.00 x 9.00	HSS-E	DIN 376	
				.551	7.086	5.944	.984					
M16	2.00	6H	E616M16	16.00	200.00	158.00	25.00	3	12.00 x 9.00	HSS-E	DIN 376	
				.629	7.874	6.220	.984					
M20	2.50	6H	E616M20	20.00	224.00	179.00	30.00	4	16.00 x 12.00	HSS-E	DIN 376	
				.787	8.818	7.047	1.181					

Parametrelerle ilgili açıklamalar için, bkz sayfa (Ref 1) ve (Ref 2)



CoroTap™ 200

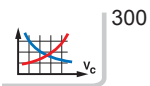
E005

THFT
THCHT
ULDR (xTD)M
B
2.5

P K N S

TDZ	TP	TCTR	Sipariş kodu	Ölçüler, mm, (inç)							
				TD	LF	LU	THLGTH	NOF	CZC_MS	ALT KATMAN	BSG
M4	0.70	6H	E005M4	4.00	53.98	16.58	7.90	2	0.168 x 0.131	HSS-PM	ANSI
				.157	2.125	.652	.311				
M4	0.70	6H	E005M43FL	4.00	53.98	16.58	7.90	3	0.168 x 0.131	HSS-PM	ANSI
				.157	2.125	.652	.311				
M5	0.80	6H	E005M5	5.00	60.32	21.42	12.70	2	0.194 x 0.152	HSS-PM	ANSI
				.196	2.375	.843	.500				
M5	0.80	6H	E005M53FL	5.00	60.32	21.42	12.70	3	0.194 x 0.152	HSS-PM	ANSI
				.196	2.375	.843	.500				
M6	1.00	6H	E005M6	6.00	63.50	25.59	15.30	2	0.255 x 0.191	HSS-PM	ANSI
				.236	2.500	1.007	.602				
M6	1.00	6H	E005M63FL	6.00	63.50	25.59	15.30	3	0.255 x 0.191	HSS-PM	ANSI
				.236	2.500	1.007	.602				
M8	1.25	6H	E005M8	8.00	69.06	30.20	18.20	2	0.318 x 0.238	HSS-PM	ANSI
				.314	2.718	1.189	.717				
M8	1.25	6H	E005M83FL	8.00	69.06	30.20	18.20	3	0.318 x 0.238	HSS-PM	ANSI
				.314	2.718	1.189	.717				
M10	1.50	6H	E005M10	10.00	74.61	32.80	19.10	2	0.381 x 0.286	HSS-PM	ANSI
				.393	2.937	1.291	.752				
M10	1.50	6H	E005M103FL	10.00	74.61	32.80	19.10	3	0.381 x 0.286	HSS-PM	ANSI
				.393	2.937	1.291	.752				
M12	1.75	6H	E005M12	12.00	85.72	61.74	23.00	2	0.367 x 0.275	HSS-PM	ANSI
				.472	3.375	2.430	.906				
M12	1.75	6H	E005M123FL	12.00	85.72	61.74	23.00	3	0.367 x 0.275	HSS-PM	ANSI
				.472	3.375	2.430	.906				
M14	2.00	6H	E005M14	14.00	91.28	66.10	25.00	3	0.429 x 0.322	HSS-PM	ANSI
				.551	3.593	2.602	.984				
M16	2.00	6H	E005M16	16.00	96.84	57.69	25.00	3	0.480 x 0.360	HSS-PM	ANSI
				.629	3.812	2.271	.984				
M18	2.50	6H	E005M18	18.00	102.39	62.08	29.50	3	0.542 x 0.406	HSS-PM	ANSI
				.708	4.031	2.444	1.161				
M20	2.50	6H	E005M20	20.00	113.51	71.09	29.50	3	0.652 x 0.489	HSS-PM	ANSI
				.787	4.468	2.798	1.161				

Parametrelerle ilgili açıklamalar için, bkz sayfa (Ref 1) ve (Ref 2)




CoroTap™ 200

E006

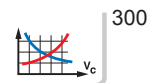
THFT
THCHT
ULDR (xTD)
KAPLAMA

M
B
2.5
ST




TDZ	TP	TCTR	Sipariş kodu	Ölçüler, mm, (inç)							
				TD	LF	LU	THLGTH	NOF	CZC_MS	ALT KATMAN	BSG
M4	0.70	6H	E006M4	4.00	53.98	16.58	7.90	2	0.168 x 0.131	HSS-PM	ANSI
				.157	2.125	.652	.311				
M4	0.70	6H	E006M43FL	4.00	53.98	16.58	7.90	3	0.168 x 0.131	HSS-PM	ANSI
				.157	2.125	.652	.311				
M5	0.80	6H	E006M5	5.00	60.32	21.42	12.70	2	0.194 x 0.152	HSS-PM	ANSI
				.196	2.375	.843	.500				
M5	0.80	6H	E006M53FL	5.00	60.32	21.42	12.70	3	0.194 x 0.152	HSS-PM	ANSI
				.196	2.375	.843	.500				
M6	1.00	6H	E006M6	6.00	63.50	25.59	15.30	2	0.255 x 0.191	HSS-PM	ANSI
				.236	2.500	1.007	.602				
M6	1.00	6H	E006M63FL	6.00	63.50	25.59	15.30	3	0.255 x 0.191	HSS-PM	ANSI
				.236	2.500	1.007	.602				
M8	1.25	6H	E006M8	8.00	69.06	30.20	18.20	2	0.318 x 0.238	HSS-PM	ANSI
				.314	2.718	1.189	.717				
M8	1.25	6H	E006M83FL	8.00	69.06	30.20	18.20	3	0.318 x 0.238	HSS-PM	ANSI
				.314	2.718	1.189	.717				
M10	1.50	6H	E006M10	10.00	74.61	32.80	19.10	2	0.381 x 0.286	HSS-PM	ANSI
				.393	2.937	1.291	.752				
M10	1.50	6H	E006M103FL	10.00	74.61	32.80	19.10	3	0.381 x 0.286	HSS-PM	ANSI
				.393	2.937	1.291	.752				
M12	1.75	6H	E006M12	12.00	85.72	61.74	23.00	2	0.367 x 0.275	HSS-PM	ANSI
				.472	3.375	2.430	.906				
M12	1.75	6H	E006M123FL	12.00	85.72	61.74	23.00	3	0.367 x 0.275	HSS-PM	ANSI
				.472	3.375	2.430	.906				
M14	2.00	6H	E006M14	14.00	91.28	66.10	25.00	3	0.429 x 0.322	HSS-PM	ANSI
				.551	3.593	2.602	.984				
M16	2.00	6H	E006M16	16.00	96.84	57.69	25.00	3	0.480 x 0.360	HSS-PM	ANSI
				.629	3.812	2.271	.984				
M18	2.50	6H	E006M18	18.00	102.39	62.08	29.50	3	0.542 x 0.406	HSS-PM	ANSI
				.708	4.031	2.444	1.161				
M20	2.50	6H	E006M20	20.00	113.51	71.09	29.50	3	0.652 x 0.489	HSS-PM	ANSI
				.787	4.468	2.798	1.161				

Parametrelerle ilgili açıklamalar için, bkz sayfa (Ref 1) ve (Ref 2)



CoroTap™ 200

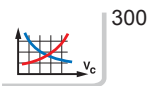
E000

THFT
THCHT
ULDR (xTD)M
B
2.5

P K N S

TDZ	TP	TCTR	Sipariş kodu	Ölçüler, mm, (inç)							
				TD	LF	LU	THLGTH	NOF	CZC_MS	ALT KATMAN	BSG
M1.6	0.35	6H	E000M1.6	1.60 .062	41.00 1.614	7.00 .275	7.00 .276	2	2.50 x 2.00	HSS-PM	ISO 529
M2	0.40	6H	E000M2	2.00 .078	41.00 1.614	8.00 .314	8.00 .315	2	2.50 x 2.00	HSS-PM	ISO 529
M2.5	0.45	6H	E000M2.5	2.50 .098	44.50 1.751	9.50 .374	9.50 .374	2	2.80 x 2.24	HSS-PM	ISO 529
M3	0.50	6H	E000M3	3.00 .118	48.00 1.889	12.50 .492	17.00 .669	3	3.15 x 2.50	HSS-PM	ISO 529
M3.5	0.60	6H	E000M3.5	3.50 .137	50.00 1.968	14.00 .551	16.50 .650	3	3.55 x 2.80	HSS-PM	ISO 529
M4	0.70	6H	E000M4	4.00 .157	53.00 2.086	14.00 .551	17.00 .669	3	4.00 x 3.15	HSS-PM	ISO 529
M5	0.80	6H	E000M5	5.00 .196	58.00 2.283	22.00 .866	11.20 .441	3	5.00 x 4.00	HSS-PM	ISO 529
M6	1.00	6H	E000M6	6.00 .236	66.00 2.598	26.00 1.023	13.20 .520	3	6.30 x 5.00	HSS-PM	ISO 529
M7	1.00	6H	E000M7	7.00 .275	66.00 2.598	26.00 1.023	13.00 .512	3	7.10 x 5.60	HSS-PM	ISO 529
M8	1.25	6H	E000M8	8.00 .314	72.00 2.834	29.00 1.141	16.30 .642	3	8.00 x 6.30	HSS-PM	ISO 529
M10	1.50	6H	E000M10	10.00 .393	80.00 3.149	34.00 1.338	18.10 .713	3	10.00 x 8.00	HSS-PM	ISO 529
M12	1.75	6H	E000M12	12.00 .472	89.00 3.503	62.00 2.440	22.50 .886	3	9.00 x 7.10	HSS-PM	ISO 529
M14	2.00	6H	E000M14	14.00 .551	95.00 3.740	66.00 2.598	24.50 .965	3	11.20 x 9.00	HSS-PM	ISO 529
M16	2.00	6H	E000M16	16.00 .629	102.00 4.015	59.00 2.322	24.50 .965	3	12.50 x 10.00	HSS-PM	ISO 529
M18	2.50	6H	E000M18	18.00 .708	112.00 4.409	68.00 2.677	29.50 1.161	4	14.00 x 11.20	HSS-PM	ISO 529
M20	2.50	6H	E000M20	20.00 .787	112.00 4.409	68.00 2.677	29.50 1.161	4	14.00 x 11.20	HSS-PM	ISO 529
M22	2.50	6H	E000M22	22.00 .866	118.00 4.645	72.00 2.834	29.50 1.161	4	16.00 x 12.50	HSS-PM	ISO 529
M24	3.00	6H	E000M24	24.00 .944	130.00 5.118	82.00 3.228	35.50 1.398	4	18.00 x 14.00	HSS-PM	ISO 529

Parametrelerle ilgili açıklamalar için, bkz sayfa (Ref 1) ve (Ref 2)




CoroTap™ 200

E001

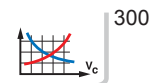
THFT
THCHT
ULDR (xTD)
KAPLAMA

M
B
2.5
ST




TDZ	TP	TCTR	Sipariş kodu	Ölçüler, mm, (inç)							
				TD	LF	LU	THLGTH	NOF	CZC_MS	ALT KATMAN	BSG
M1.6	0.35	6H	E001M1.6	1.60	41.00	7.00	7.00	2	2.50 x 2.00	HSS-PM	ISO 529
				.062	1.614	.275	.276				
M2	0.40	6H	E001M2	2.00	41.00	8.00	8.00	2	2.50 x 2.00	HSS-PM	ISO 529
				.078	1.614	.314	.315				
M2.5	0.45	6H	E001M2.5	2.50	44.50	9.50	9.50	2	2.80 x 2.24	HSS-PM	ISO 529
				.098	1.751	.374	.374				
M3	0.50	6H	E001M3	3.00	48.00	12.50	17.00	3	3.15 x 2.50	HSS-PM	ISO 529
				.118	1.889	.492	.669				
M3.5	0.60	6H	E001M3.5	3.50	50.00	14.00	16.50	3	3.55 x 2.80	HSS-PM	ISO 529
				.137	1.968	.551	.650				
M4	0.70	6H	E001M4	4.00	53.00	14.00	17.00	3	4.00 x 3.15	HSS-PM	ISO 529
				.157	2.086	.551	.669				
M5	0.80	6H	E001M5	5.00	58.00	22.00	11.20	3	5.00 x 4.00	HSS-PM	ISO 529
				.196	2.283	.866	.441				
M6	1.00	6H	E001M6	6.00	66.00	26.00	13.20	3	6.30 x 5.00	HSS-PM	ISO 529
				.236	2.598	1.023	.520				
M7	1.00	6H	E001M7	7.00	66.00	26.00	13.00	3	7.10 x 5.60	HSS-PM	ISO 529
				.275	2.598	1.023	.512				
M8	1.25	6H	E001M8	8.00	72.00	29.00	16.30	3	8.00 x 6.30	HSS-PM	ISO 529
				.314	2.834	1.141	.642				
M10	1.50	6H	E001M10	10.00	80.00	34.00	18.10	3	10.00 x 8.00	HSS-PM	ISO 529
				.393	3.149	1.338	.713				
M12	1.75	6H	E001M12	12.00	89.00	62.00	22.50	3	9.00 x 7.10	HSS-PM	ISO 529
				.472	3.503	2.440	.886				
M14	2.00	6H	E001M14	14.00	95.00	66.00	24.50	3	11.20 x 9.00	HSS-PM	ISO 529
				.551	3.740	2.598	.965				
M16	2.00	6H	E001M16	16.00	102.00	59.00	24.50	3	12.50 x 10.00	HSS-PM	ISO 529
				.629	4.015	2.322	.965				
M18	2.50	6H	E001M18	18.00	112.00	68.00	29.50	4	14.00 x 11.20	HSS-PM	ISO 529
				.708	4.409	2.677	1.161				
M20	2.50	6H	E001M20	20.00	112.00	68.00	29.50	4	14.00 x 11.20	HSS-PM	ISO 529
				.787	4.409	2.677	1.161				
M22	2.50	6H	E001M22	22.00	118.00	72.00	29.50	4	16.00 x 12.50	HSS-PM	ISO 529
				.866	4.645	2.834	1.161				
M24	3.00	6H	E001M24	24.00	130.00	82.00	35.50	4	18.00 x 14.00	HSS-PM	ISO 529
				.944	5.118	3.228	1.398				

Parametrelerle ilgili açıklamalar için, bkz sayfa (Ref 1) ve (Ref 2)



CoroTap™ 200

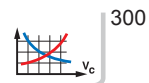
EP10

THFT
THCHT
ULDR (xTD)MF
B
2.5

P K N S

			Ölçüler, mm, (inç)									
TDZ	TP	TCTR	Sipariş kodu	TD	LF	LU	THLGTH	NOF	CZC_MS	ALT KATMAN	BSG	
MF 4x0.5	0.50	6H	EP10M4X.5	4.00	63.00	43.00	11.90	3	2.80 x 2.10	HSS-PM	DIN 374	
				.157	2.480	1.692	.469					
MF 5x0.5	0.50	6H	EP10M5X.5	5.00	70.00	49.00	13.20	3	3.50 x 2.70	HSS-PM	DIN 374	
				.196	2.755	1.929	.520					
MF 6x0.75	0.75	6H	EP10M6X.75	6.00	80.00	59.00	15.10	3	4.50 x 3.40	HSS-PM	DIN 374	
				.236	3.149	2.322	.594					
MF 8x0.75	0.75	6H	EP10M8X.75	8.00	80.00	57.00	14.90	3	6.00 x 4.90	HSS-PM	DIN 374	
				.314	3.149	2.244	.587					
MF 8x1.0	1.00	6H	EP10M8X1.0	8.00	90.00	67.00	18.00	3	6.00 x 4.90	HSS-PM	DIN 374	
				.314	3.543	2.637	.709					
MF 10x0.75	0.75	6H	EP10M10X.75	10.00	90.00	67.00	17.60	3	7.00 x 5.50	HSS-PM	DIN 374	
				.393	3.543	2.637	.693					
MF 10x1.0	1.00	6H	EP10M10X1.0	10.00	90.00	67.00	17.60	3	7.00 x 5.50	HSS-PM	DIN 374	
				.393	3.543	2.637	.693					
MF 10x1.25	1.25	6H	EP10M10X1.25	10.00	100.00	77.00	19.80	3	7.00 x 5.50	HSS-PM	DIN 374	
				.393	3.937	3.031	.780					
MF 12x1.0	1.00	6H	EP10M12X1.0	12.00	100.00	73.00	21.00	3	9.00 x 7.00	HSS-PM	DIN 374	
				.472	3.937	2.874	.827					
MF 12x1.25	1.25	6H	EP10M12X1.25	12.00	100.00	73.00	21.00	3	9.00 x 7.00	HSS-PM	DIN 374	
				.472	3.937	2.874	.827					
MF 12x1.5	1.50	6H	EP10M12X1.5	12.00	100.00	73.00	21.00	3	9.00 x 7.00	HSS-PM	DIN 374	
				.472	3.937	2.874	.827					
MF 14x1.0	1.00	6H	EP10M14X1.0	14.00	100.00	71.00	21.00	3	11.00 x 9.00	HSS-PM	DIN 374	
				.551	3.937	2.795	.827					
MF 14x1.25	1.25	6H	EP10M14X1.25	14.00	100.00	71.00	21.00	3	11.00 x 9.00	HSS-PM	DIN 374	
				.551	3.937	2.795	.827					
MF 14x1.5	1.50	6H	EP10M14X1.5	14.00	100.00	71.00	21.00	3	11.00 x 9.00	HSS-PM	DIN 374	
				.551	3.937	2.795	.827					
MF 16x1.0	1.00	6H	EP10M16X1.0	16.00	100.00	58.00	21.00	3	12.00 x 9.00	HSS-PM	DIN 374	
				.629	3.937	2.283	.827					
MF 16x1.5	1.50	6H	EP10M16X1.5	16.00	100.00	58.00	21.00	3	12.00 x 9.00	HSS-PM	DIN 374	
				.629	3.937	2.283	.827					
MF 18x1.0	1.00	6H	EP10M18X1.0	18.00	110.00	66.00	24.00	4	14.00 x 11.00	HSS-PM	DIN 374	
				.708	4.330	2.598	.945					
MF 18x1.5	1.50	6H	EP10M18X1.5	18.00	110.00	66.00	24.00	4	14.00 x 11.00	HSS-E	DIN 374	
				.708	4.330	2.598	.945					
MF 20x1.0	1.00	6H	EP10M20X1.0	20.00	125.00	80.00	24.00	4	16.00 x 12.00	HSS-E	DIN 374	
				.787	4.921	3.149	.945					
MF 20x1.5	1.50	6H	EP10M20X1.5	20.00	125.00	80.00	24.00	4	16.00 x 12.00	HSS-E	DIN 374	
				.787	4.921	3.149	.945					
MF 22x1.5	1.50	6H	EP10M22X1.5	22.00	125.00	78.00	25.00	4	18.00 x 14.50	HSS-E	DIN 374	
				.866	4.921	3.070	.984					
MF 24x1.5	1.50	6H	EP10M24X1.5	24.00	140.00	93.00	28.00	4	18.00 x 14.50	HSS-E	DIN 374	
				.944	5.511	3.661	1.102					

Parametrelerle ilgili açıklamalar için, bkz sayfa (Ref 1) ve sayfa 7.



300




248



276

CoroTap™ 200

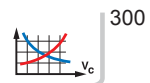
EP10

THFT
THCMT
ULDR (xTD)MF
B
2.5

P K N S

			Ölçüler, mm, (inç)									
TDZ	TP	TCTR	Sipariş kodu	TD	LF	LU	THLGTH	NOF	CZC_MS	ALT KATMAN	BSG	
MF 24x2.0	2.00	6H	EP10M24X2.0	24.00 .944	140.00 5.511	93.00 3.661	28.00 1.102	4	18.00 x 14.50	HSS-E	DIN 374	
MF 25x1.5	1.50	6H	EP10M25X1.5	25.00 .984	140.00 5.511	93.00 3.661	28.00 1.102	4	18.00 x 14.50	HSS-E	DIN 374	
MF 26x1.5	1.50	6H	EP10M26X1.5	26.00 1.023	140.00 5.511	93.00 3.661	28.00 1.102	4	18.00 x 14.50	HSS-E	DIN 374	
MF 27x1.5	1.50	6H	EP10M27X1.5	27.00 1.062	140.00 5.511	77.00 3.031	28.00 1.102	4	20.00 x 16.00	HSS-E	DIN 374	
MF 27x2.0	2.00	6H	EP10M27X2.0	27.00 1.062	140.00 5.511	77.00 3.031	28.00 1.102	4	20.00 x 16.00	HSS-E	DIN 374	
MF 28x1.5	1.50	6H	EP10M28X1.5	28.00 1.102	140.00 5.511	77.00 3.031	28.00 1.102	4	20.00 x 16.00	HSS-E	DIN 374	
MF 30x1.5	1.50	6H	EP10M30X1.5	30.00 1.181	150.00 5.905	85.00 3.346	28.00 1.102	4	22.00 x 18.00	HSS-E	DIN 374	
MF 30x2.0	2.00	6H	EP10M30X2.0	30.00 1.181	150.00 5.905	85.00 3.346	28.00 1.102	4	22.00 x 18.00	HSS-E	DIN 374	

Parametrelerle ilgili açıklamalar için, bkz sayfa (Ref 1) ve sayfa 7.




CoroTap™ 200

EP11

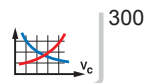
THFT
THCHT
ULDR (xTD)
KAPLAMA

MF
B
2.5
ST



TDZ	TP	TCTR	Sipariş kodu	Ölçüler, mm, (inç)								
				TD	LF	LU	THLGTH	NOF	CZC_MS	ALT KATMAN	BSG	
MF 4x0.5	0.50	6H	EP11M4X.5	4.00	63.00	43.00	11.90	3	2.80 x 2.10	HSS-PM	DIN 374	
				.157	2.480	1.692	.469					
MF 5x0.5	0.50	6H	EP11M5X.5	5.00	70.00	49.00	13.20	3	3.50 x 2.70	HSS-PM	DIN 374	
				.196	2.755	1.929	.520					
MF 6x0.75	0.75	6H	EP11M6X.75	6.00	80.00	59.00	15.10	3	4.50 x 3.40	HSS-PM	DIN 374	
				.236	3.149	2.322	.594					
MF 8x0.75	0.75	6H	EP11M8X.75	8.00	80.00	57.00	14.90	3	6.00 x 4.90	HSS-PM	DIN 374	
				.314	3.149	2.244	.587					
MF 8x1.0	1.00	6H	EP11M8X1.0	8.00	90.00	67.00	18.00	3	6.00 x 4.90	HSS-PM	DIN 374	
				.314	3.543	2.637	.709					
MF 10x0.75	0.75	6H	EP11M10X.75	10.00	90.00	67.00	17.60	3	7.00 x 5.50	HSS-PM	DIN 374	
				.393	3.543	2.637	.693					
MF 10x1.0	1.00	6H	EP11M10X1.0	10.00	90.00	67.00	17.60	3	7.00 x 5.50	HSS-PM	DIN 374	
				.393	3.543	2.637	.693					
MF 10x1.25	1.25	6H	EP11M10X1.25	10.00	100.00	77.00	19.80	3	7.00 x 5.50	HSS-PM	DIN 374	
				.393	3.937	3.031	.780					
MF 12x1.0	1.00	6H	EP11M12X1.0	12.00	100.00	73.00	21.00	3	9.00 x 7.00	HSS-PM	DIN 374	
				.472	3.937	2.874	.827					
MF 12x1.25	1.25	6H	EP11M12X1.25	12.00	100.00	73.00	21.00	3	9.00 x 7.00	HSS-PM	DIN 374	
				.472	3.937	2.874	.827					
MF 12x1.5	1.50	6H	EP11M12X1.5	12.00	100.00	73.00	21.00	3	9.00 x 7.00	HSS-PM	DIN 374	
				.472	3.937	2.874	.827					
MF 14x1.0	1.00	6H	EP11M14X1.0	14.00	100.00	71.00	21.00	3	11.00 x 9.00	HSS-PM	DIN 374	
				.551	3.937	2.795	.827					
MF 14x1.25	1.25	6H	EP11M14X1.25	14.00	100.00	71.00	21.00	3	11.00 x 9.00	HSS-PM	DIN 374	
				.551	3.937	2.795	.827					
MF 14x1.5	1.50	6H	EP11M14X1.5	14.00	100.00	71.00	21.00	3	11.00 x 9.00	HSS-PM	DIN 374	
				.551	3.937	2.795	.827					
MF 16x1.0	1.00	6H	EP11M16X1.0	16.00	100.00	58.00	21.00	3	12.00 x 9.00	HSS-PM	DIN 374	
				.629	3.937	2.283	.827					
MF 16x1.5	1.50	6H	EP11M16X1.5	16.00	100.00	58.00	21.00	3	12.00 x 9.00	HSS-PM	DIN 374	
				.629	3.937	2.283	.827					
MF 18x1.0	1.00	6H	EP11M18X1.0	18.00	110.00	66.00	24.00	4	14.00 x 11.00	HSS-PM	DIN 374	
				.708	4.330	2.598	.945					
MF 18x1.5	1.50	6H	EP11M18X1.5	18.00	110.00	66.00	24.00	4	14.00 x 11.00	HSS-E	DIN 374	
				.708	4.330	2.598	.945					
MF 20x1.0	1.00	6H	EP11M20X1.0	20.00	125.00	80.00	24.00	4	16.00 x 12.00	HSS-E	DIN 374	
				.787	4.921	3.149	.945					
MF 20x1.5	1.50	6H	EP11M20X1.5	20.00	125.00	80.00	24.00	4	16.00 x 12.00	HSS-E	DIN 374	
				.787	4.921	3.149	.945					
MF 22x1.5	1.50	6H	EP11M22X1.5	22.00	125.00	78.00	25.00	4	18.00 x 14.50	HSS-E	DIN 374	
				.866	4.921	3.070	.984					

Parametrelerle ilgili açıklamalar için, bkz sayfa (Ref 1) ve sayfa 7.




CoroTap™ 200

EP11

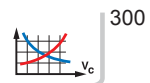
THFT
THCHT
ULDR (xTD)
KAPLAMA

MF
B
2.5
ST



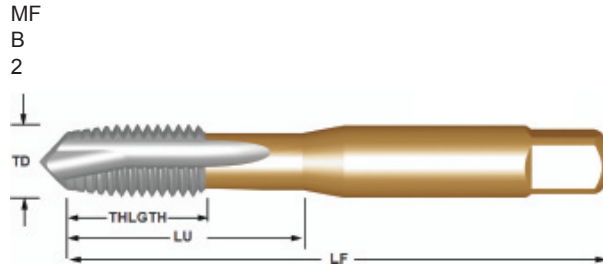
				Ölçüler, mm, (inç)								
TDZ	TP	TCTR	Sipariş kodu	TD	LF	LU	THLGTH	NOF	CZC_MS	ALT KATMAN	BSG	
MF 24x1.5	1.50	6H	EP11M24X1.5	24.00	140.00	93.00	28.00	4	18.00 x 14.50	HSS-E	DIN 374	
				.944	5.511	3.661	1.102					
MF 24x2.0	2.00	6H	EP11M24X2.0	24.00	140.00	93.00	28.00	4	18.00 x 14.50	HSS-E	DIN 374	
				.944	5.511	3.661	1.102					
MF 25x1.5	1.50	6H	EP11M25X1.5	25.00	140.00	93.00	28.00	4	18.00 x 14.50	HSS-E	DIN 374	
				.984	5.511	3.661	1.102					
MF 26x1.5	1.50	6H	EP11M26X1.5	26.00	140.00	93.00	28.00	4	18.00 x 14.50	HSS-E	DIN 374	
				1.023	5.511	3.661	1.102					
MF 27x1.5	1.50	6H	EP11M27X1.5	27.00	140.00	77.00	28.00	4	20.00 x 16.00	HSS-E	DIN 374	
				1.062	5.511	3.031	1.102					
MF 27x2.0	2.00	6H	EP11M27X2.0	27.00	140.00	77.00	28.00	4	20.00 x 16.00	HSS-E	DIN 374	
				1.062	5.511	3.031	1.102					
MF 28x1.5	1.50	6H	EP11M28X1.5	28.00	140.00	77.00	28.00	4	20.00 x 16.00	HSS-E	DIN 374	
				1.102	5.511	3.031	1.102					
MF 30x1.5	1.50	6H	EP11M30X1.5	30.00	150.00	85.00	28.00	4	22.00 x 18.00	HSS-E	DIN 374	
				1.181	5.905	3.346	1.102					
MF 30x2.0	2.00	6H	EP11M30X2.0	30.00	150.00	85.00	28.00	4	22.00 x 18.00	HSS-E	DIN 374	
				1.181	5.905	3.346	1.102					

Parametrelerle ilgili açıklamalar için, bkz sayfa (Ref 1) ve sayfa 7.



CoroTap™ 200

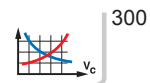
E015

THFT
THCHT
ULDR (xTD)

P K N S

				Ölçüler, mm, (inç)								
TDZ	TP	TCTR	Sipariş kodu	TD	LF	LU	THLGTH	NOF	CZC_MS	ALT KATMAN	BSG	
MF 8x1.0	1.00	6H	E015M8X1.0	8.00 .314	69.06 2.718	30.20 1.189	18.20 .717	3	0.318 x 0.238	HSS-PM	ANSI	
MF 10x1.0	1.00	6H	E015M10X1.0	10.00 .393	74.61 2.937	32.80 1.291	19.10 .752	3	0.381 x 0.286	HSS-PM	ANSI	
MF 14x1.5	1.50	6H	E015M14X1.5	14.00 .551	91.28 3.593	66.10 2.602	25.00 .984	3	0.429 x 0.322	HSS-PM	ANSI	
MF 18x1.5	1.50	6H	E015M18X1.5	18.00 .708	102.39 4.031	62.08 2.444	29.50 1.161	3	0.542 x 0.406	HSS-PM	ANSI	

Parametrelerle ilgili açıklamalar için, bkz sayfa (Ref 1) ve (Ref 2)




CoroTap™ 200

E016

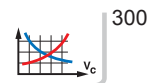
THFT
THCHT
ULDR (xTD)
KAPLAMA

MF
B
2.5
ST




			Ölçüler, mm, (inç)									
TDZ	TP	TCTR	Sipariş kodu	TD	LF	LU	THLGTH	NOF	CZC_MS	ALT KATMAN	BSG	
MF 8x1.0	1.00	6H	E016M8X1.0	8.00	69.06	30.20	18.20	3	0.318 x 0.238	HSS-PM	ANSI	
				.314	2.718	1.189	.717					
MF 10x1.0	1.00	6H	E016M10X1.0	10.00	74.61	32.80	19.10	3	0.381 x 0.286	HSS-PM	ANSI	
				.393	2.937	1.291	.752					
MF 14x1.5	1.50	6H	E016M14X1.5	14.00	91.28	66.10	25.00	3	0.429 x 0.322	HSS-PM	ANSI	
				.551	3.593	2.602	.984					
MF 18x1.5	1.50	6H	E016M18X1.5	18.00	102.39	62.08	29.50	3	0.542 x 0.406	HSS-PM	ANSI	
				.708	4.031	2.444	1.161					

Parametrelerle ilgili açıklamalar için, bkz sayfa (Ref 1) ve (Ref 2)



CoroTap™ 200

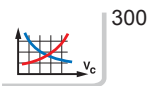
E010

THFT
THCHT
ULDR (xTD)MF
B
2

P K N S

				Ölçüler, mm, (inç)								
TDZ	TP	TCTR	Sipariş kodu	TD	LF	LU	THLGTH	NOF	CZC_MS	ALT KATMAN	BSG	
MF 4x0.5	0.50	6H	E010M4X.5	4.00	53.00	14.00	17.00	3	4.00 x 3.15	HSS-PM	ISO 529	
				.157	2.086	.551	.669					
MF 5x0.5	0.50	6H	E010M5X.5	5.00	58.00	22.00	11.20	3	5.00 x 4.00	HSS-PM	ISO 529	
				.196	2.283	.866	.441					
MF 6x0.5	0.50	6H	E010M6X.5	6.00	66.00	26.00	13.20	3	6.30 x 5.00	HSS-PM	ISO 529	
				.236	2.598	1.023	.520					
MF 6x0.75	0.75	6H	E010M6X.75	6.00	66.00	26.00	13.20	3	6.30 x 5.00	HSS-PM	ISO 529	
				.236	2.598	1.023	.520					
MF 8x0.75	0.75	6H	E010M8X.75	8.00	72.00	29.00	16.30	3	8.00 x 6.30	HSS-PM	ISO 529	
				.314	2.834	1.141	.642					
MF 8x1.0	1.00	6H	E010M8X1.0	8.00	72.00	29.00	16.30	3	8.00 x 6.30	HSS-PM	ISO 529	
				.314	2.834	1.141	.642					
MF 10x1.0	1.00	6H	E010M10X1.0	10.00	80.00	34.00	18.10	3	10.00 x 8.00	HSS-PM	ISO 529	
				.393	3.149	1.338	.713					
MF 10x1.25	1.25	6H	E010M10X1.25	10.00	80.00	34.00	18.10	3	10.00 x 8.00	HSS-PM	ISO 529	
				.393	3.149	1.338	.713					
MF 12x1.0	1.00	6H	E010M12X1.0	12.00	89.00	62.00	22.50	3	9.00 x 7.10	HSS-PM	ISO 529	
				.472	3.503	2.440	.886					
MF 12x1.25	1.25	6H	E010M12X1.25	12.00	89.00	62.00	22.50	3	9.00 x 7.10	HSS-PM	ISO 529	
				.472	3.503	2.440	.886					
MF 12x1.5	1.50	6H	E010M12X1.5	12.00	89.00	62.00	22.50	3	9.00 x 7.10	HSS-PM	ISO 529	
				.472	3.503	2.440	.886					
MF 14x1.0	1.00	6H	E010M14X1.0	14.00	95.00	66.00	24.50	3	11.20 x 9.00	HSS-PM	ISO 529	
				.551	3.740	2.598	.965					
MF 14x1.25	1.25	6H	E010M14X1.25	14.00	95.00	66.00	24.50	3	11.20 x 9.00	HSS-PM	ISO 529	
				.551	3.740	2.598	.965					
MF 14x1.5	1.50	6H	E010M14X1.5	14.00	95.00	66.00	24.50	3	11.20 x 9.00	HSS-PM	ISO 529	
				.551	3.740	2.598	.965					
MF 16x1.0	1.00	6H	E010M16X1.0	16.00	102.00	59.00	24.50	3	12.50 x 10.00	HSS-PM	ISO 529	
				.629	4.015	2.322	.965					
MF 16x1.5	1.50	6H	E010M16X1.5	16.00	102.00	59.00	24.50	3	12.50 x 10.00	HSS-PM	ISO 529	
				.629	4.015	2.322	.965					
MF 18x1.0	1.00	6H	E010M18X1.0	18.00	112.00	68.00	29.50	4	14.00 x 11.20	HSS-PM	ISO 529	
				.708	4.409	2.677	1.161					
MF 18x1.5	1.50	6H	E010M18X1.5	18.00	112.00	68.00	29.50	4	14.00 x 11.20	HSS-PM	ISO 529	
				.708	4.409	2.677	1.161					
MF 20x1.0	1.00	6H	E010M20X1.0	20.00	112.00	68.00	29.50	4	14.00 x 11.20	HSS-PM	ISO 529	
				.787	4.409	2.677	1.161					

Parametrelerle ilgili açıklamalar için, bkz sayfa (Ref 1) ve sayfa 7.

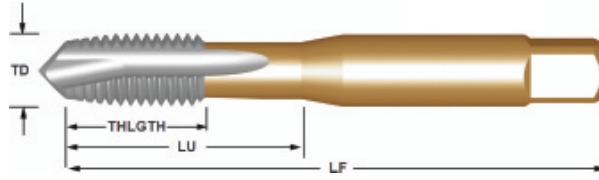


CoroTap™ 200

E010

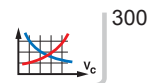
THFT
THCCT
ULDR (xTD)

MF
B
2



			Ölçüler, mm, (inç)									
TDZ	TP	TCTR	Sipariş kodu	TD	LF	LU	THLGTH	NOF	CZC_MS	ALT KATMAN	BSG	
MF 20x1.5	1.50	6H	E010M20X1.5	20.00 .787	112.00 4.409	68.00 2.677	29.50 1.161	4	14.00 x 11.20	HSS-PM	ISO 529	
MF 20x2.0	2.00	6H	E010M20X2.0	20.00 .787	112.00 4.409	68.00 2.677	29.50 1.161	4	14.00 x 11.20	HSS-PM	ISO 529	
MF 22x1.5	1.50	6H	E010M22X1.5	22.00 .866	118.00 4.645	72.00 2.834	29.50 1.161	4	16.00 x 12.50	HSS-PM	ISO 529	
MF 24x1.5	1.50	6H	E010M24X1.5	24.00 .944	130.00 5.118	82.00 3.228	35.50 1.398	4	18.00 x 14.00	HSS-PM	ISO 529	
MF 24x2.0	2.00	6H	E010M24X2.0	24.00 .944	130.00 5.118	82.00 3.228	35.50 1.398	4	18.00 x 14.00	HSS-PM	ISO 529	

Parametrelerle ilgili açıklamalar için, bkz sayfa (Ref 1)
ve sayfa 7.




CoroTap™ 200

E011

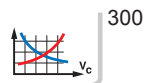
THFT
THCHT
ULDR (xTD)
KAPLAMA

MF
B
2.5
ST



TDZ	TP	TCTR	Sipariş kodu	Ölçüler, mm, (inç)							
				TD	LF	LU	THLGTH	NOF	CZC_MS	ALT KATMAN	BSG
MF 4x0.5	0.50	6H	E011M4X.5	4.00	53.00	14.00	17.00	3	4.00 x 3.15	HSS-PM	ISO 529
				.157	2.086	.551	.669				
MF 5x0.5	0.50	6H	E011M5X.5	5.00	58.00	22.00	11.20	3	5.00 x 4.00	HSS-PM	ISO 529
				.196	2.283	.866	.441				
MF 6x0.5	0.50	6H	E011M6X.5	6.00	66.00	26.00	13.20	3	6.30 x 5.00	HSS-PM	ISO 529
				.236	2.598	1.023	.520				
MF 6x0.75	0.75	6H	E011M6X.75	6.00	66.00	26.00	13.20	3	6.30 x 5.00	HSS-PM	ISO 529
				.236	2.598	1.023	.520				
MF 8x0.75	0.75	6H	E011M8X.75	8.00	72.00	29.00	16.30	3	8.00 x 6.30	HSS-PM	ISO 529
				.314	2.834	1.141	.642				
MF 8x1.0	1.00	6H	E011M8X1.0	8.00	72.00	29.00	16.30	3	8.00 x 6.30	HSS-PM	ISO 529
				.314	2.834	1.141	.642				
MF 10x1.0	1.00	6H	E011M10X1.0	10.00	80.00	34.00	18.10	3	10.00 x 8.00	HSS-PM	ISO 529
				.393	3.149	1.338	.713				
MF 10x1.25	1.25	6H	E011M10X1.25	10.00	80.00	34.00	18.10	3	10.00 x 8.00	HSS-PM	ISO 529
				.393	3.149	1.338	.713				
MF 12x1.0	1.00	6H	E011M12X1.0	12.00	89.00	62.00	22.50	3	9.00 x 7.10	HSS-PM	ISO 529
				.472	3.503	2.440	.886				
MF 12x1.25	1.25	6H	E011M12X1.25	12.00	89.00	62.00	22.50	3	9.00 x 7.10	HSS-PM	ISO 529
				.472	3.503	2.440	.886				
MF 12x1.5	1.50	6H	E011M12X1.5	12.00	89.00	62.00	22.50	3	9.00 x 7.10	HSS-PM	ISO 529
				.472	3.503	2.440	.886				
MF 14x1.0	1.00	6H	E011M14X1.0	14.00	95.00	66.00	24.50	3	11.20 x 9.00	HSS-PM	ISO 529
				.551	3.740	2.598	.965				
MF 14x1.25	1.25	6H	E011M14X1.25	14.00	95.00	66.00	24.50	3	11.20 x 9.00	HSS-PM	ISO 529
				.551	3.740	2.598	.965				
MF 14x1.5	1.50	6H	E011M14X1.5	14.00	95.00	66.00	24.50	3	11.20 x 9.00	HSS-PM	ISO 529
				.551	3.740	2.598	.965				
MF 16x1.0	1.00	6H	E011M16X1.0	16.00	102.00	59.00	24.50	3	12.50 x 10.00	HSS-PM	ISO 529
				.629	4.015	2.322	.965				
MF 16x1.5	1.50	6H	E011M16X1.5	16.00	102.00	59.00	24.50	3	12.50 x 10.00	HSS-PM	ISO 529
				.629	4.015	2.322	.965				
MF 18x1.0	1.00	6H	E011M18X1.0	18.00	112.00	68.00	29.50	4	14.00 x 11.20	HSS-PM	ISO 529
				.708	4.409	2.677	1.161				
MF 18x1.5	1.50	6H	E011M18X1.5	18.00	112.00	68.00	29.50	4	14.00 x 11.20	HSS-PM	ISO 529
				.708	4.409	2.677	1.161				
MF 20x1.0	1.00	6H	E011M20X1.0	20.00	112.00	68.00	29.50	4	14.00 x 11.20	HSS-PM	ISO 529
				.787	4.409	2.677	1.161				

Parametrelerle ilgili açıklamalar için, bkz sayfa (Ref 1) ve sayfa 7.




CoroTap™ 200

E011

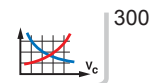
THFT
THCHT
ULDR (xTD)
KAPLAMA

MF
B
2.5
ST




			Ölçüler, mm, (inç)									
TDZ	TP	TCTR	Sipariş kodu	TD	LF	LU	THLGTH	NOF	CZC_MS	ALT KATMAN	BSG	
MF 20x1.5	1.50	6H	E011M20X1.5	20.00 .787	112.00 4.409	68.00 2.677	29.50 1.161	4	14.00 x 11.20	HSS-PM	ISO 529	
MF 20x2.0	2.00	6H	E011M20X2.0	20.00 .787	112.00 4.409	68.00 2.677	29.50 1.161	4	14.00 x 11.20	HSS-PM	ISO 529	
MF 22x1.5	1.50	6H	E011M22X1.5	22.00 .866	118.00 4.645	72.00 2.834	29.50 1.161	4	16.00 x 12.50	HSS-PM	ISO 529	
MF 24x1.5	1.50	6H	E011M24X1.5	24.00 .944	130.00 5.118	82.00 3.228	35.50 1.398	4	18.00 x 14.00	HSS-PM	ISO 529	
MF 24x2.0	2.00	6H	E011M24X2.0	24.00 .944	130.00 5.118	82.00 3.228	35.50 1.398	4	18.00 x 14.00	HSS-PM	ISO 529	

Parametrelerle ilgili açıklamalar için, bkz sayfa (Ref 1) ve sayfa 7.



CoroTap™ 200

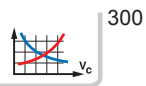
EP20

THFT
THCHT
ULDR (xTD)UNC
B
2.5

P K N S

TDZ	TCTR	Sipariş kodu	Ölçüler, mm, (inç)							
			TD	LF	LU	THLGTH	NOF	CZC_MS	ALT KATMAN	BSG
UNC # 4-40	2B	EP204-40	2.84 .112	56.00 2.204	18.00 .708	8.50 .335	3	3.50 x 2.70	HSS-PM	DIN 2184-1
UNC # 5-40	2B	EP205-40	3.18 .125	56.00 2.204	18.00 .708	9.50 .374	3	3.50 x 2.70	HSS-PM	DIN 2184-1
UNC # 6-32	2B	EP206-32	3.51 .137	56.00 2.204	20.00 .787	10.40 .409	3	4.00 x 3.00	HSS-PM	DIN 2184-1
UNC # 8-32	2B	EP208-32	4.17 .164	63.00 2.480	21.00 .826	11.40 .449	3	4.50 x 3.40	HSS-PM	DIN 2184-1
UNC # 10-24	2B	EP2010-24	4.83 .190	70.00 2.755	25.00 .984	12.20 .480	3	6.00 x 4.90	HSS-PM	DIN 2184-1
UNC # 12-24	2B	EP2012-24	5.49 .215	80.00 3.149	30.00 1.181	14.20 .559	3	6.00 x 4.90	HSS-PM	DIN 2184-1
UNC 1/4-20	2B	EP201/4	6.35 .250	80.00 3.149	30.00 1.181	14.10 .555	3	7.00 x 5.50	HSS-PM	DIN 2184-1
UNC 5/16-18	2B	EP205/16	7.94 .312	90.00 3.543	35.00 1.377	17.40 .685	3	8.00 x 6.20	HSS-PM	DIN 2184-1
UNC 3/8-16	2B	EP203/8	9.52 .375	100.00 3.937	39.00 1.535	18.90 .744	3	10.00 x 8.00	HSS-PM	DIN 2184-1
UNC 7/16-14	2B	EP207/16	11.11 .437	100.00 3.937	76.00 2.992	20.00 .787	3	8.00 x 6.20	HSS-PM	DIN 2184-1
UNC 1/2-13	2B	EP201/2	12.70 .500	110.00 4.330	83.00 3.267	23.00 .906	3	9.00 x 7.00	HSS-PM	DIN 2184-1
UNC 5/8-11	2B	EP205/8	15.88 .625	110.00 4.330	68.00 2.677	25.00 .984	3	12.00 x 9.00	HSS-PM	DIN 2184-1
UNC 3/4-10	2B	EP203/4	19.05 .750	125.00 4.921	81.00 3.188	30.00 1.181	4	14.00 x 11.00	HSS-E	DIN 2184-1
UNC 7/8-9	2B	EP207/8	22.22 .875	140.00 5.511	93.00 3.661	34.00 1.339	4	18.00 x 14.50	HSS-E	DIN 2184-1
UNC 1"-8	2B	EP201	25.40 1.000	160.00 6.299	113.00 4.448	38.00 1.496	4	18.00 x 14.50	HSS-E	DIN 2184-1

Parametrelerle ilgili açıklamalar için, bkz sayfa (Ref 1) ve (Ref 2)




CoroTap™ 200

EP21

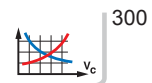
THFT
THCHT
ULDR (xTD)
KAPLAMA

UNC
B
2.5
ST



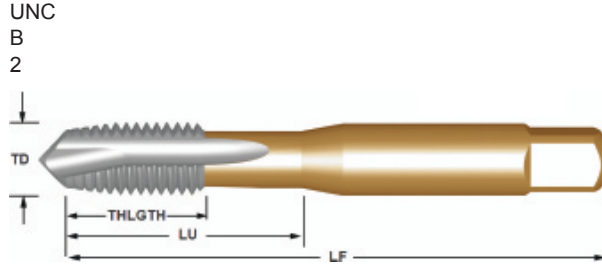
TDZ	TCTR	Sipariş kodu	Ölçüler, mm, (inç)							
			TD	LF	LU	THLGTH	NOF	CZC_MS	ALT KATMAN	BSG
UNC # 4-40	2B	EP214-40	2.84 .112	56.00 2.204	18.00 .708	8.50 .335	3	3.50 x 2.70	HSS-PM	DIN 2184-1
UNC # 5-40	2B	EP215-40	3.18 .125	56.00 2.204	18.00 .708	9.50 .374	3	3.50 x 2.70	HSS-PM	DIN 2184-1
UNC # 6-32	2B	EP216-32	3.51 .137	56.00 2.204	20.00 .787	10.40 .409	3	4.00 x 3.00	HSS-PM	DIN 2184-1
UNC # 8-32	2B	EP218-32	4.17 .164	63.00 2.480	21.00 .826	11.40 .449	3	4.50 x 3.40	HSS-PM	DIN 2184-1
UNC # 10-24	2B	EP2110-24	4.83 .190	70.00 2.755	25.00 .984	12.20 .480	3	6.00 x 4.90	HSS-PM	DIN 2184-1
UNC # 12-24	2B	EP2112-24	5.49 .215	80.00 3.149	30.00 1.181	14.20 .559	3	6.00 x 4.90	HSS-PM	DIN 2184-1
UNC 1/4-20	2B	EP211/4	6.35 .250	80.00 3.149	30.00 1.181	14.10 .555	3	7.00 x 5.50	HSS-PM	DIN 2184-1
UNC 5/16-18	2B	EP215/16	7.94 .312	90.00 3.543	35.00 1.377	17.40 .685	3	8.00 x 6.20	HSS-PM	DIN 2184-1
UNC 3/8-16	2B	EP213/8	9.52 .375	100.00 3.937	39.00 1.535	18.90 .744	3	10.00 x 8.00	HSS-PM	DIN 2184-1
UNC 7/16-14	2B	EP217/16	11.11 .437	100.00 3.937	76.00 2.992	20.00 .787	3	8.00 x 6.20	HSS-PM	DIN 2184-1
UNC 1/2-13	2B	EP211/2	12.70 .500	110.00 4.330	83.00 3.267	23.00 .906	3	9.00 x 7.00	HSS-PM	DIN 2184-1
UNC 5/8-11	2B	EP215/8	15.88 .625	110.00 4.330	68.00 2.677	25.00 .984	3	12.00 x 9.00	HSS-PM	DIN 2184-1
UNC 3/4-10	2B	EP213/4	19.05 .750	125.00 4.921	81.00 3.188	30.00 1.181	4	14.00 x 11.00	HSS-E	DIN 2184-1
UNC 7/8-9	2B	EP217/8	22.22 .875	140.00 5.511	93.00 3.661	34.00 1.339	4	18.00 x 14.50	HSS-E	DIN 2184-1
UNC 1"-8	2B	EP211	25.40 1.000	160.00 6.299	113.00 4.448	38.00 1.496	4	18.00 x 14.50	HSS-E	DIN 2184-1

Parametrelerle ilgili açıklamalar için, bkz sayfa (Ref 1) ve (Ref 2)



CoroTap™ 200

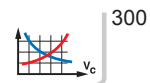
E025

THFT
THCHT
ULDR (xTD)

PKNS

				Ölçüler, mm, (inç)								
TDZ	TCT	TCTR	Sipariş kodu	TD	LF	LU	THLGTH	NOF	CZC_MS	ALT KATMAN	BSG	
UNC # 6-32	H2	3B	E0256-32	3.51 .137	50.80 2.000	15.08 .593	7.90 .311	2	0.141 x 0.110	HSS-PM	ANSI	
UNC # 8-32	H2	3B	E0258-32	4.17 .164	53.98 2.125	16.58 .652	7.90 .311	2	0.168 x 0.131	HSS-PM	ANSI	
UNC # 10-24	H3	2B	E02510-24	4.83 .190	60.32 2.375	21.42 .843	12.70 .500	2	0.194 x 0.152	HSS-PM	ANSI	
UNC # 12-24	H3	2B	E02512-24	5.49 .215	60.32 2.375	22.47 .884	12.70 .500	2	0.220 x 0.165	HSS-PM	ANSI	
UNC 1/4-20	H3	3B	E0251/4	6.35 .250	63.50 2.500	25.59 1.007	15.30 .602	2	0.255 x 0.191	HSS-PM	ANSI	
UNC 1/4-20	H3	3B	E0251/43FL	6.35 .250	63.50 2.500	25.59 1.007	15.30 .602	3	0.255 x 0.191	HSS-PM	ANSI	
UNC 5/16-18	H3	3B	E0255/16	7.94 .312	69.06 2.718	30.20 1.189	18.20 .717	2	0.318 x 0.238	HSS-PM	ANSI	
UNC 5/16-18	H3	3B	E0255/163FL	7.94 .312	69.06 2.718	30.20 1.189	18.20 .717	3	0.318 x 0.238	HSS-PM	ANSI	
UNC 3/8-16	H3	3B	E0253/8	9.52 .375	74.61 2.937	32.80 1.291	19.10 .752	2	0.381 x 0.286	HSS-PM	ANSI	
UNC 3/8-16	H3	3B	E0253/83FL	9.52 .375	74.61 2.937	32.80 1.291	19.10 .752	3	0.381 x 0.286	HSS-PM	ANSI	
UNC 7/16-14	H3	3B	E0257/16	11.11 .437	80.17 3.156	52.77 2.077	23.00 .906	3	0.323 x 0.242	HSS-PM	ANSI	
UNC 1/2-13	H3	3B	E0251/2	12.70 .500	85.72 3.375	57.52 2.264	23.00 .906	2	0.367 x 0.275	HSS-PM	ANSI	
UNC 1/2-13	H3	3B	E0251/23FL	12.70 .500	85.72 3.375	57.52 2.264	23.00 .906	3	0.367 x 0.275	HSS-PM	ANSI	
UNC 9/16-12	H3	3B	E0259/16	14.29 .562	91.28 3.593	61.58 2.424	25.00 .984	3	0.429 x 0.322	HSS-PM	ANSI	
UNC 5/8-11	H3	3B	E0255/8	15.88 .625	96.84 3.812	52.64 2.072	25.00 .984	3	0.480 x 0.360	HSS-PM	ANSI	
UNC 3/4-10	H4	2B	E0253/4	19.05 .750	107.95 4.250	60.45 2.379	29.50 1.161	3	0.590 x 0.442	HSS-PM	ANSI	
UNC 7/8-9	H4	3B	E0257/8	22.22 .875	119.06 4.687	69.96 2.754	29.50 1.161	3	0.697 x 0.523	HSS-PM	ANSI	
UNC 1"-8	H4	3B	E0251	25.40 1.000	130.18 5.125	67.08 2.640	35.50 1.398	3	0.800 x 0.600	HSS-PM	ANSI	

Parametrelerle ilgili açıklamalar için, bkz sayfa (Ref 1) ve (Ref 2)




CoroTap™ 200

E026

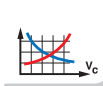
THFT
THCHT
ULDR (xTD)
KAPLAMA

UNC
B
2.5
ST



			Ölçüler, mm, (inç)									
TDZ	TCT	TCTR	Sipariş kodu	TD	LF	LU	THLGTH	NOF	CZC_MS	ALT KATMAN	BSG	
UNC # 2-56	H2	3B	E0262-56	2.18	44.50	7.98	8.00	2	0.141 x 0.110	HSS-PM	ANSI	
				.085	1.751	.314	.315					
UNC # 4-40	H2	2B	E0264-40	2.84	47.62	15.47	16.50	2	0.141 x 0.110	HSS-PM	ANSI	
				.112	1.875	.609	.650					
UNC # 5-40	H2	2B	E0265-40	3.18	49.21	18.81	20.00	2	0.141 x 0.110	HSS-PM	ANSI	
				.125	1.937	.740	.787					
UNC # 6-32	H2	3B	E0266-32	3.51	50.80	15.08	7.90	2	0.141 x 0.110	HSS-PM	ANSI	
				.137	2.000	.593	.311					
UNC # 8-32	H2	3B	E0268-32	4.17	53.98	16.58	7.90	2	0.168 x 0.131	HSS-PM	ANSI	
				.164	2.125	.652	.311					
UNC # 10-24	H3	2B	E02610-24	4.83	60.32	21.42	12.70	2	0.194 x 0.152	HSS-PM	ANSI	
				.190	2.375	.843	.500					
UNC # 12-24	H3	2B	E02612-24	5.49	60.32	22.47	12.70	2	0.220 x 0.165	HSS-PM	ANSI	
				.215	2.375	.884	.500					
UNC 1/4-20	H3	3B	E0261/4	6.35	63.50	25.59	15.30	2	0.255 x 0.191	HSS-PM	ANSI	
				.250	2.500	1.007	.602					
UNC 1/4-20	H3	3B	E0261/43FL	6.35	63.50	25.59	15.30	3	0.255 x 0.191	HSS-PM	ANSI	
				.250	2.500	1.007	.602					
UNC 1/4-20	H11	2B	E0261/4H11	6.35	63.50	25.59	15.30	3	0.255 x 0.191	HSS-PM	ANSI	
				.250	2.500	1.007	.602					
UNC 5/16-18	H3	3B	E0265/16	7.94	69.06	30.20	18.20	2	0.318 x 0.238	HSS-PM	ANSI	
				.312	2.718	1.189	.717					
UNC 5/16-18	H3	3B	E0265/163FL	7.94	69.06	30.20	18.20	3	0.318 x 0.238	HSS-PM	ANSI	
				.312	2.718	1.189	.717					
UNC 5/16-18	H11	2B	E0265/16H11	7.94	69.06	30.20	18.20	3	0.318 x 0.238	HSS-PM	ANSI	
				.312	2.718	1.189	.717					
UNC 3/8-16	H3	3B	E0263/8	9.52	74.61	32.80	19.10	2	0.381 x 0.286	HSS-PM	ANSI	
				.375	2.937	1.291	.752					
UNC 3/8-16	H3	3B	E0263/83FL	9.52	74.61	32.80	19.10	3	0.381 x 0.286	HSS-PM	ANSI	
				.375	2.937	1.291	.752					
UNC 3/8-16	H11	2B	E0263/8H11	9.52	74.61	32.80	19.10	3	0.381 x 0.286	HSS-PM	ANSI	
				.375	2.937	1.291	.752					
UNC 7/16-14	H3	3B	E0267/16	11.11	80.17	52.77	23.00	3	0.323 x 0.242	HSS-PM	ANSI	
				.437	3.156	2.077	.906					
UNC 1/2-13	H3	3B	E0261/2	12.70	85.72	57.52	23.00	2	0.367 x 0.275	HSS-PM	ANSI	
				.500	3.375	2.264	.906					
UNC 1/2-13	H3	3B	E0261/23FL	12.70	85.72	57.52	23.00	3	0.367 x 0.275	HSS-PM	ANSI	
				.500	3.375	2.264	.906					
UNC 1/2-13	H11	2B	E0261/2H11	12.70	85.72	57.52	23.00	3	0.367 x 0.275	HSS-PM	ANSI	
				.500	3.375	2.264	.906					
UNC 9/16-12	H3	3B	E0269/16	14.29	91.28	61.58	25.00	3	0.429 x 0.322	HSS-PM	ANSI	
				.562	3.593	2.424	.984					

Parametrelerle ilgili açıklamalar için, bkz sayfa (Ref 1) ve sayfa 7.



300



248




276

CoroTap™ 200

E026

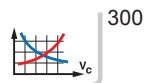
THFT
THCHT
ULDR (xTD)
KAPLAMA

UNC
B
2.5
ST



				Ölçüler, mm, (inç)								
TDZ	TCT	TCTR	Sipariş kodu	TD	LF	LU	THLGTH	NOF	CZC_MS	ALT KATMAN	BSG	
UNC 5/8-11	H3	3B	E0265/8	15.88 .625	96.84 3.812	52.64 2.072	25.00 .984	3	0.480 x 0.360	HSS-PM	ANSI	
UNC 5/8-11	H11	2B	E0265/8H11	15.88 .625	96.84 3.812	52.64 2.072	25.00 .984	3	0.480 x 0.360	HSS-PM	ANSI	
UNC 3/4-10	H4	2B	E0263/4	19.05 .750	107.95 4.250	60.45 2.379	29.50 1.161	3	0.590 x 0.442	HSS-PM	ANSI	
UNC 7/8-9	H4	3B	E0267/8	22.22 .875	119.06 4.687	69.96 2.754	29.50 1.161	3	0.697 x 0.523	HSS-PM	ANSI	
UNC 1"-8	H4	3B	E0261	25.40 1.000	130.18 5.125	67.08 2.640	35.50 1.398	3	0.800 x 0.600	HSS-PM	ANSI	

Parametrelerle ilgili açıklamalar için, bkz sayfa (Ref 1) ve sayfa 7.



300



248



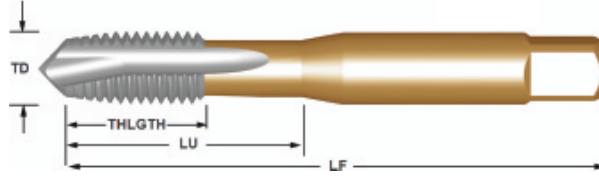
276

CoroTap™ 200

E020

THFT
THCHT
ULDR (xTD)

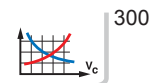
UNC
B
2.5



P K N S

TDZ	TCTR	Sipariş kodu	Ölçüler, mm, (inç)								
			TD	LF	LU	THLGTH	NOF	CZC_MS	ALT KATMAN	BSG	
UNC # 2-56	2B	E0202-56	2.18 .085	44.50 1.751	9.50 .374	9.50 .374	2	2.80 x 2.24	HSS-PM	ISO 529	
UNC # 4-40	2B	E0204-40	2.84 .112	48.00 1.889	14.00 .551	14.50 .571	3	3.15 x 2.50	HSS-PM	ISO 529	
UNC # 5-40	2B	E0205-40	3.18 .125	48.00 1.889	12.50 .492	14.50 .571	3	3.15 x 2.50	HSS-PM	ISO 529	
UNC # 6-32	2B	E0206-32	3.51 .137	50.00 1.968	16.00 .629	16.50 .650	3	3.55 x 2.80	HSS-PM	ISO 529	
UNC # 8-32	2B	E0208-32	4.17 .164	53.00 2.086	17.00 .669	9.50 .374	3	4.50 x 3.55	HSS-PM	ISO 529	
UNC # 10-24	2B	E02010-24	4.83 .190	58.00 2.283	20.00 .787	11.20 .441	3	5.00 x 4.00	HSS-PM	ISO 529	
UNC # 12-24	2B	E02012-24	5.49 .215	62.00 2.440	21.00 .826	12.20 .480	3	5.60 x 4.50	HSS-PM	ISO 529	
UNC 1/4-20	2B	E0201/4	6.35 .250	66.00 2.598	26.00 1.023	13.20 .520	3	6.30 x 5.00	HSS-PM	ISO 529	
UNC 5/16-18	2B	E0205/16	7.94 .312	72.00 2.834	29.00 1.141	16.30 .642	3	8.00 x 6.30	HSS-PM	ISO 529	
UNC 3/8-16	2B	E0203/8	9.52 .375	80.00 3.149	32.00 1.259	18.10 .713	3	10.00 x 8.00	HSS-PM	ISO 529	
UNC 7/16-14	2B	E0207/16	11.11 .437	85.00 3.346	61.00 2.401	19.50 .768	3	8.00 x 6.30	HSS-PM	ISO 529	
UNC 1/2-13	2B	E0201/2	12.70 .500	89.00 3.503	62.00 2.440	22.50 .886	3	9.00 x 7.10	HSS-PM	ISO 529	
UNC 5/8-11	2B	E0205/8	15.88 .625	102.00 4.015	59.00 2.322	24.50 .965	3	12.50 x 10.00	HSS-PM	ISO 529	
UNC 3/4-10	2B	E0203/4	19.05 .750	112.00 4.409	68.00 2.677	29.50 1.161	4	14.00 x 11.20	HSS-PM	ISO 529	
UNC 7/8-9	2B	E0207/8	22.22 .875	118.00 4.645	72.00 2.834	29.50 1.161	4	16.00 x 12.50	HSS-PM	ISO 529	
UNC 1"-8	2B	E0201	25.40 1.000	130.00 5.118	82.00 3.228	35.50 1.398	4	18.00 x 14.00	HSS-PM	ISO 529	

Parametrelerle ilgili açıklamalar için, bkz sayfa (Ref 1) ve (Ref 2)




CoroTap™ 200

E021

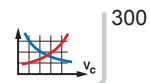
THFT
THCHT
ULDR (xTD)
KAPLAMA

UNC
B
2.5
ST




TDZ	TCTR	Sipariş kodu	Ölçüler, mm, (inç)							
			TD	LF	LU	THLGTH	NOF	CZC_MS	ALT KATMAN	BSG
UNC # 2-56	2B	E0212-56	2.18 .085	44.50 1.751	9.50 .374	9.50 .374	2	2.80 x 2.24	HSS-PM	ISO 529
UNC # 4-40	2B	E0214-40	2.84 .112	48.00 1.889	14.00 .551	14.50 .571	3	3.15 x 2.50	HSS-PM	ISO 529
UNC # 5-40	2B	E0215-40	3.18 .125	48.00 1.889	12.50 .492	14.50 .571	3	3.15 x 2.50	HSS-PM	ISO 529
UNC # 6-32	2B	E0216-32	3.51 .137	50.00 1.968	16.00 .629	16.50 .650	3	3.55 x 2.80	HSS-PM	ISO 529
UNC # 8-32	2B	E0218-32	4.17 .164	53.00 2.086	17.00 .669	9.50 .374	3	4.50 x 3.55	HSS-PM	ISO 529
UNC # 10-24	2B	E02110-24	4.83 .190	58.00 2.283	20.00 .787	11.20 .441	3	5.00 x 4.00	HSS-PM	ISO 529
UNC # 12-24	2B	E02112-24	5.49 .215	62.00 2.440	21.00 .826	12.20 .480	3	5.60 x 4.50	HSS-PM	ISO 529
UNC 1/4-20	2B	E0211/4	6.35 .250	66.00 2.598	26.00 1.023	13.20 .520	3	6.30 x 5.00	HSS-PM	ISO 529
UNC 5/16-18	2B	E0215/16	7.94 .312	72.00 2.834	29.00 1.141	16.30 .642	3	8.00 x 6.30	HSS-PM	ISO 529
UNC 3/8-16	2B	E0213/8	9.52 .375	80.00 3.149	32.00 1.259	18.10 .713	3	10.00 x 8.00	HSS-PM	ISO 529
UNC 7/16-14	2B	E0217/16	11.11 .437	85.00 3.346	61.00 2.401	19.50 .768	3	8.00 x 6.30	HSS-PM	ISO 529
UNC 1/2-13	2B	E0211/2	12.70 .500	89.00 3.503	62.00 2.440	22.50 .886	3	9.00 x 7.10	HSS-PM	ISO 529
UNC 5/8-11	2B	E0215/8	15.88 .625	102.00 4.015	59.00 2.322	24.50 .965	3	12.50 x 10.00	HSS-PM	ISO 529
UNC 3/4-10	2B	E0213/4	19.05 .750	112.00 4.409	68.00 2.677	29.50 1.161	4	14.00 x 11.20	HSS-PM	ISO 529
UNC 7/8-9	2B	E0217/8	22.22 .875	118.00 4.645	72.00 2.834	29.50 1.161	4	16.00 x 12.50	HSS-PM	ISO 529
UNC 1"-8	2B	E0211	25.40 1.000	130.00 5.118	82.00 3.228	35.50 1.398	4	18.00 x 14.00	HSS-PM	ISO 529

Parametrelerle ilgili açıklamalar için, bkz sayfa (Ref 1) ve (Ref 2)



CoroTap™ 200

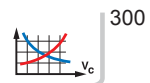
EP30

THFT
THCHT
ULDR (xTD)UNF
B
2.5

P K N S

		Ölçüler, mm, (inç)									
TDZ	TCTR	Sipariş kodu	TD	LF	LU	THLGTH	NOF	CZC_MS	ALT KATMAN	BSG	
UNF # 8-36	2B	EP308-36	4.17 .164	63.00 2.480	21.00 .826	11.40 .449	3	4.50 x 3.40	HSS-PM	DIN 2184-1	
UNF # 10-32	2B	EP3010-32	4.83 .190	70.00 2.755	25.00 .984	12.20 .480	3	6.00 x 4.90	HSS-PM	DIN 2184-1	
UNF 1/4-28	2B	EP301/4	6.35 .250	80.00 3.149	30.00 1.181	14.10 .555	3	7.00 x 5.50	HSS-PM	DIN 2184-1	
UNF 5/16-24	2B	EP305/16	7.94 .312	90.00 3.543	35.00 1.377	17.40 .685	3	8.00 x 6.20	HSS-PM	DIN 2184-1	
UNF 3/8-24	2B	EP303/8	9.52 .375	100.00 3.937	39.00 1.535	18.90 .744	3	10.00 x 8.00	HSS-PM	DIN 2184-1	
UNF 7/16-20	2B	EP307/16	11.11 .437	100.00 3.937	76.00 2.992	20.00 .787	3	8.00 x 6.20	HSS-PM	DIN 2184-1	
UNF 1/2-20	2B	EP301/2	12.70 .500	110.00 4.330	83.00 3.267	23.00 .906	3	9.00 x 7.00	HSS-PM	DIN 2184-1	
UNF 5/8-18	2B	EP305/8	15.88 .625	110.00 4.330	68.00 2.677	25.00 .984	3	12.00 x 9.00	HSS-PM	DIN 2184-1	
UNF 3/4-16	2B	EP303/4	19.05 .750	125.00 4.921	81.00 3.188	30.00 1.181	4	14.00 x 11.00	HSS-E	DIN 2184-1	
UNF 7/8-14	2B	EP307/8	22.22 .875	140.00 5.511	93.00 3.661	34.00 1.339	4	18.00 x 14.50	HSS-E	DIN 2184-1	
UNF 1"-12	2B	EP301	25.40 1.000	160.00 6.299	113.00 4.448	38.00 1.496	4	18.00 x 14.50	HSS-E	DIN 2184-1	

Parametrelerle ilgili açıklamalar için, bkz sayfa (Ref 1) ve (Ref 2)




CoroTap™ 200

EP31

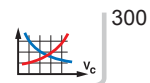
THFT
THCHT
ULDR (xTD)
KAPLAMA

UNF
B
2.5
ST



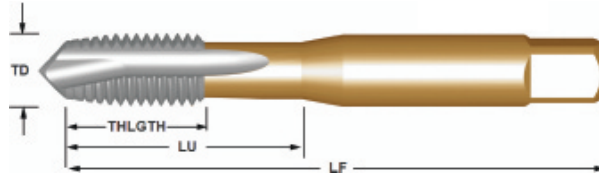
		Ölçüler, mm, (inç)								
TDZ	TCTR	Sipariş kodu	TD	LF	LU	THLGTH	NOF	CZC_MS	ALT KATMAN	BSG
UNF # 8-36	2B	EP318-36	4.17	63.00	21.00	11.40	3	4.50 x 3.40	HSS-PM	DIN 2184-1
			.164	2.480	.826	.449				
UNF # 10-32	2B	EP3110-32	4.83	70.00	25.00	12.20	3	6.00 x 4.90	HSS-PM	DIN 2184-1
			.190	2.755	.984	.480				
UNF 1/4-28	2B	EP311/4	6.35	80.00	30.00	14.10	3	7.00 x 5.50	HSS-PM	DIN 2184-1
			.250	3.149	1.181	.555				
UNF 5/16-24	2B	EP315/16	7.94	90.00	35.00	17.40	3	8.00 x 6.20	HSS-PM	DIN 2184-1
			.312	3.543	1.377	.685				
UNF 3/8-24	2B	EP313/8	9.52	100.00	39.00	18.90	3	10.00 x 8.00	HSS-PM	DIN 2184-1
			.375	3.937	1.535	.744				
UNF 7/16-20	2B	EP317/16	11.11	100.00	76.00	20.00	3	8.00 x 6.20	HSS-PM	DIN 2184-1
			.437	3.937	2.992	.787				
UNF 1/2-20	2B	EP311/2	12.70	110.00	83.00	23.00	3	9.00 x 7.00	HSS-PM	DIN 2184-1
			.500	4.330	3.267	.906				
UNF 5/8-18	2B	EP315/8	15.88	110.00	68.00	25.00	3	12.00 x 9.00	HSS-PM	DIN 2184-1
			.625	4.330	2.677	.984				
UNF 3/4-16	2B	EP313/4	19.05	125.00	81.00	30.00	4	14.00 x 11.00	HSS-E	DIN 2184-1
			.750	4.921	3.188	1.181				
UNF 7/8-14	2B	EP317/8	22.22	140.00	93.00	34.00	4	18.00 x 14.50	HSS-E	DIN 2184-1
			.875	5.511	3.661	1.339				
UNF 1"-12	2B	EP311	25.40	160.00	113.00	38.00	4	18.00 x 14.50	HSS-E	DIN 2184-1
			1.000	6.299	4.448	1.496				

Parametrelerle ilgili açıklamalar için, bkz sayfa (Ref 1) ve (Ref 2)



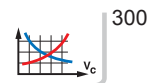
CoroTap™ 200

E035

THFT
THCHT
ULDR (xTD)UNF
B
2.5

			Olçüler, mm, (inç)									
TDZ	TCT	TCTR	Sipariş kodu	TD	LF	LU	THLGTH	NOF	CZC_MS	ALT KATMAN	BSG	
UNS 1"-14	H4	3B	E0351-14	25.40 1.000	130.18 5.125	65.58 2.581	35.50 1.398	3	0.800 x 0.600	HSS-PM	ANSI	
UNF # 6-40	H2	2B	E0356-40	3.51 .137	50.80 2.000	15.08 .593	7.90 .311	2	0.141 x 0.110	HSS-PM	ANSI	
UNF # 8-36	H2	2B	E0358-36	4.17 .164	53.98 2.125	16.58 .652	7.90 .311	2	0.168 x 0.131	HSS-PM	ANSI	
UNF # 10-32	H2	3B	E03510-32	4.83 .190	60.32 2.375	21.42 .843	12.70 .500	2	0.194 x 0.152	HSS-PM	ANSI	
UNF # 12-28	H3	2B	E03512-28	5.49 .215	60.32 2.375	22.47 .884	12.70 .500	2	0.220 x 0.165	HSS-PM	ANSI	
UNF 1/4-28	H3	3B	E0351/4	6.35 .250	63.50 2.500	25.59 1.007	15.30 .602	2	0.255 x 0.191	HSS-PM	ANSI	
UNF 1/4-28	H3	3B	E0351/43FL	6.35 .250	63.50 2.500	25.59 1.007	15.30 .602	3	0.255 x 0.191	HSS-PM	ANSI	
UNF 5/16-24	H3	3B	E0355/16	7.94 .312	69.06 2.718	30.20 1.189	18.20 .717	2	0.318 x 0.238	HSS-PM	ANSI	
UNF 5/16-24	H3	3B	E0355/163FL	7.94 .312	69.06 2.718	30.20 1.189	18.20 .717	3	0.318 x 0.238	HSS-PM	ANSI	
UNF 3/8-24	H3	3B	E0353/8	9.52 .375	74.61 2.937	32.80 1.291	19.10 .752	2	0.381 x 0.286	HSS-PM	ANSI	
UNF 3/8-24	H3	3B	E0353/83FL	9.52 .375	74.61 2.937	32.80 1.291	19.10 .752	3	0.381 x 0.286	HSS-PM	ANSI	
UNF 7/16-20	H3	3B	E0357/163FL	11.11 .437	80.17 3.156	52.77 2.077	23.00 .906	3	0.323 x 0.242	HSS-PM	ANSI	
UNF 1/2-20	H3	3B	E0351/2	12.70 .500	85.72 3.375	57.52 2.264	23.00 .906	2	0.367 x 0.275	HSS-PM	ANSI	
UNF 1/2-20	H3	3B	E0351/23FL	12.70 .500	85.72 3.375	31.75 1.250	23.00 .906	3	0.367 x 0.275	HSS-PM	ANSI	
UNF 9/16-18	H3	3B	E0359/16	14.29 .562	91.28 3.593	61.58 2.424	25.00 .984	3	0.429 x 0.322	HSS-PM	ANSI	
UNF 5/8-18	H3	3B	E0355/8	15.88 .625	96.84 3.812	52.64 2.072	25.00 .984	3	0.480 x 0.360	HSS-PM	ANSI	
UNF 3/4-16	H3	3B	E0353/4	19.05 .750	107.95 4.250	60.45 2.379	29.50 1.161	3	0.590 x 0.442	HSS-PM	ANSI	
UNF 7/8-14	H4	3B	E0357/8	22.22 .875	119.06 4.687	69.96 2.754	29.50 1.161	3	0.697 x 0.523	HSS-PM	ANSI	
UNF 1"-12	H4	3B	E0351-12	25.40 1.000	130.18 5.125	65.58 2.581	35.50 1.398	3	0.800 x 0.600	HSS-PM	ANSI	

Parametrelerle ilgili açıklamalar için, bkz sayfa (Ref 1) ve (Ref 2)




CoroTap™ 200

E036

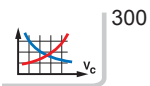
THFT
THCHT
ULDR (xTD)
KAPLAMA

UNF
B
2.5
ST




			Ölçüler, mm, (inç)									
TDZ	TCT	TCTR	Sipariş kodu	TD	LF	LU	THLGTH	NOF	CZC_MS	ALT KATMAN	BSG	
UNS 1"-14	H4	3B	E0361-14	25.40 1.000	130.18 5.125	65.58 2.581	35.50 1.398	3	0.800 x 0.600	HSS-PM	ANSI	
UNF # 10-32	H2	3B	E03610-32	4.83 .190	60.32 2.375	21.42 .843	12.70 .500	2	0.194 x 0.152	HSS-PM	ANSI	
UNF # 12-28	H3	2B	E03612-28	5.49 .215	60.32 2.375	22.47 .884	12.70 .500	2	0.220 x 0.165	HSS-PM	ANSI	
UNF 1/4-28	H3	3B	E0361/4	6.35 .250	63.50 2.500	25.59 1.007	15.30 .602	2	0.255 x 0.191	HSS-PM	ANSI	
UNF 1/4-28	H3	3B	E0361/43FL	6.35 .250	63.50 2.500	25.59 1.007	15.30 .602	3	0.255 x 0.191	HSS-PM	ANSI	
UNF 5/16-24	H3	3B	E0365/16	7.94 .312	69.06 2.718	30.20 1.189	18.20 .717	2	0.318 x 0.238	HSS-PM	ANSI	
UNF 5/16-24	H3	3B	E0365/163FL	7.94 .312	69.06 2.718	30.20 1.189	18.20 .717	3	0.318 x 0.238	HSS-PM	ANSI	
UNF 3/8-24	H3	3B	E0363/8	9.52 .375	74.61 2.937	32.80 1.291	19.10 .752	2	0.381 x 0.286	HSS-PM	ANSI	
UNF 3/8-24	H3	3B	E0363/83FL	9.52 .375	74.61 2.937	32.80 1.291	19.10 .752	3	0.381 x 0.286	HSS-PM	ANSI	
UNF 7/16-20	H3	3B	E0367/163FL	11.11 .437	80.17 3.156	52.77 2.077	23.00 .906	3	0.323 x 0.242	HSS-PM	ANSI	
UNF 1/2-20	H3	3B	E0361/2	12.70 .500	85.72 3.375	57.52 2.264	23.00 .906	2	0.367 x 0.275	HSS-PM	ANSI	
UNF 1/2-20	H3	3B	E0361/23FL	12.70 .500	85.72 3.375	57.52 2.264	23.00 .906	3	0.367 x 0.275	HSS-PM	ANSI	
UNF 9/16-18	H3	3B	E0369/16	14.29 .562	91.28 3.593	61.58 2.424	25.00 .984	3	0.429 x 0.322	HSS-PM	ANSI	
UNF 5/8-18	H3	3B	E0365/8	15.88 .625	96.84 3.812	52.64 2.072	25.00 .984	3	0.480 x 0.360	HSS-PM	ANSI	
UNF 3/4-16	H3	3B	E0363/4	19.05 .750	107.95 4.250	60.45 2.379	29.50 1.161	3	0.590 x 0.442	HSS-PM	ANSI	
UNF 7/8-14	H4	3B	E0367/8	22.22 .875	119.06 4.687	69.96 2.754	29.50 1.161	3	0.697 x 0.523	HSS-PM	ANSI	
UNF 1"-12	H4	3B	E0361-12	25.40 1.000	130.18 5.125	65.58 2.581	35.50 1.398	3	0.800 x 0.600	HSS-PM	ANSI	

Parametrelerle ilgili açıklamalar için, bkz sayfa (Ref 1) ve (Ref 2)



CoroTap™ 200

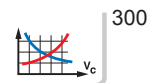
E030

THFT
THCHT
ULDR (xTD)UNF
B
2.5

P K N S

TDZ	TCTR	Sipariş kodu	Ölçüler, mm, (inç)							
			TD	LF	LU	THLGTH	NOF	CZC_MS	ALT KATMAN	BSG
UNF # 8-36	2B	E0308-36	4.17 .164	53.00 2.086	17.00 .669	9.50 .374	3	4.50 x 3.55	HSS-PM	ISO 529
UNF # 10-32	2B	E03010-32	4.83 .190	58.00 2.283	20.00 .787	11.20 .441	3	5.00 x 4.00	HSS-PM	ISO 529
UNF 1/4-28	2B	E0301/4	6.35 .250	66.00 2.598	26.00 1.023	13.20 .520	3	6.30 x 5.00	HSS-PM	ISO 529
UNF 5/16-24	2B	E0305/16	7.94 .312	72.00 2.834	29.00 1.141	16.30 .642	3	8.00 x 6.30	HSS-PM	ISO 529
UNF 3/8-24	2B	E0303/8	9.52 .375	80.00 3.149	32.00 1.259	18.10 .713	3	10.00 x 8.00	HSS-PM	ISO 529
UNF 7/16-20	2B	E0307/16	11.11 .437	85.00 3.346	61.00 2.401	19.50 .768	3	8.00 x 6.30	HSS-PM	ISO 529
UNF 1/2-20	2B	E0301/2	12.70 .500	89.00 3.503	62.00 2.440	22.50 .886	3	9.00 x 7.10	HSS-PM	ISO 529
UNF 9/16-18	2B	E0309/16	14.29 .562	95.00 3.740	66.00 2.598	24.50 .965	3	11.20 x 9.00	HSS-PM	ISO 529
UNF 5/8-18	2B	E0305/8	15.88 .625	102.00 4.015	59.00 2.322	24.50 .965	3	12.50 x 10.00	HSS-PM	ISO 529
UNF 3/4-16	2B	E0303/4	19.05 .750	112.00 4.409	68.00 2.677	29.50 1.161	4	14.00 x 11.20	HSS-PM	ISO 529
UNF 7/8-14	2B	E0307/8	22.22 .875	118.00 4.645	72.00 2.834	29.50 1.161	4	16.00 x 12.50	HSS-PM	ISO 529
UNF 1"-12	2B	E0301	25.40 1.000	130.00 5.118	82.00 3.228	35.50 1.398	4	18.00 x 14.00	HSS-PM	ISO 529

Parametrelerle ilgili açıklamalar için, bkz sayfa (Ref 1) ve (Ref 2)




CoroTap™ 200

E031

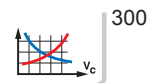
THFT
THCHT
ULDR (xTD)
KAPLAMA

UNF
B
2.5
ST



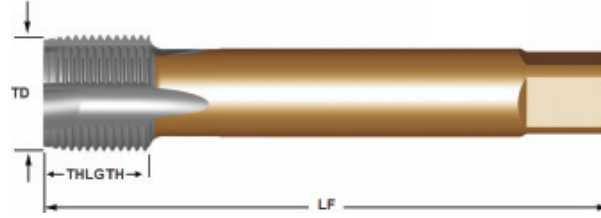
		Ölçüler, mm, (inç)									
TDZ	TCTR	Sipariş kodu	TD	LF	LU	THLGTH	NOF	CZC_MS	ALT KATMAN	BSG	
UNF # 8-36	2B	E0318-36	4.17	53.00	17.00	9.50	3	4.50 x 3.55	HSS-PM	ISO 529	
			.164	2.086	.669	.374					
UNF # 10-32	2B	E03110-32	4.83	58.00	20.00	11.20	3	5.00 x 4.00	HSS-PM	ISO 529	
			.190	2.283	.787	.441					
UNF 1/4-28	2B	E0311/4	6.35	66.00	26.00	13.20	3	6.30 x 5.00	HSS-PM	ISO 529	
			.250	2.598	1.023	.520					
UNF 5/16-24	2B	E0315/16	7.94	72.00	29.00	16.30	3	8.00 x 6.30	HSS-PM	ISO 529	
			.312	2.834	1.141	.642					
UNF 3/8-24	2B	E0313/8	9.52	80.00	32.00	18.10	3	10.00 x 8.00	HSS-PM	ISO 529	
			.375	3.149	1.259	.713					
UNF 7/16-20	2B	E0317/16	11.11	85.00	61.00	19.50	3	8.00 x 6.30	HSS-PM	ISO 529	
			.437	3.346	2.401	.768					
UNF 1/2-20	2B	E0311/2	12.70	89.00	62.00	22.50	3	9.00 x 7.10	HSS-PM	ISO 529	
			.500	3.503	2.440	.886					
UNF 9/16-18	2B	E0319/16	14.29	95.00	66.00	24.50	3	11.20 x 9.00	HSS-PM	ISO 529	
			.562	3.740	2.598	.965					
UNF 5/8-18	2B	E0315/8	15.88	102.00	59.00	24.50	3	12.50 x 10.00	HSS-PM	ISO 529	
			.625	4.015	2.322	.965					
UNF 3/4-16	2B	E0313/4	19.05	112.00	68.00	29.50	4	14.00 x 11.20	HSS-PM	ISO 529	
			.750	4.409	2.677	1.161					
UNF 7/8-14	2B	E0317/8	22.22	118.00	72.00	29.50	4	16.00 x 12.50	HSS-PM	ISO 529	
			.875	4.645	2.834	1.161					
UNF 1"-12	2B	E0311	25.40	130.00	82.00	35.50	4	18.00 x 14.00	HSS-PM	ISO 529	
			1.000	5.118	3.228	1.398					

Parametrelerle ilgili açıklamalar için, bkz sayfa (Ref 1) ve (Ref 2)



CoroTap™ 200

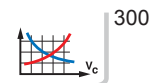
EP40

THFT
THCMT
ULDR (xTD)G
B
2.5

P K N S

TDZ	TCTR	Sipariş kodu	Ölçüler, mm, (inç)								
			TD	LF	LU	THLGTH	NOF	CZC_MS	ALT KATMAN	BSG	
G 1/8-28	NORMAL	EP401/8	9.73 .382	90.00 3.543	67.00 2.637	17.60 .693	3	7.00 x 5.50	HSS-PM	DIN 5156	
G 1/4-19	NORMAL	EP401/4	13.16 .517	100.00 3.937	71.00 2.795	21.00 .827	3	11.00 x 9.00	HSS-PM	DIN 5156	
G 3/8-19	NORMAL	EP403/8	16.66 .655	100.00 3.937	58.00 2.283	21.00 .827	4	12.00 x 9.00	HSS-PM	DIN 5156	
G 1/2-14	NORMAL	EP401/2	20.96 .825	125.00 4.921	80.00 3.149	24.00 .945	4	16.00 x 12.00	HSS-PM	DIN 5156	
G 5/8-14	NORMAL	EP405/8	22.91 .902	125.00 4.921	78.00 3.070	24.00 .945	4	18.00 x 14.50	HSS-PM	DIN 5156	
G 3/4-14	NORMAL	EP403/4	26.44 1.040	140.00 5.511	77.00 3.031	28.00 1.102	4	20.00 x 16.00	HSS-PM	DIN 5156	
G 7/8-14	NORMAL	EP407/8	30.20 1.189	150.00 5.905	85.00 3.346	28.00 1.102	4	22.00 x 18.00	HSS-PM	DIN 5156	
G 1"-11	NORMAL	EP401	33.25 1.309	160.00 6.299	93.00 3.661	30.00 1.181	4	25.00 x 20.00	HSS-PM	DIN 5156	

Parametrelerle ilgili açıklamalar için, bkz sayfa (Ref 1) ve (Ref 2)




CoroTap™ 200

EP41

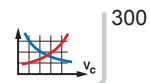
THFT
THCHT
ULDR (xTD)
KAPLAMA

G
B
2.5
ST



TDZ	TCTR	Sipariş kodu	Ölçüler, mm, (inç)							
			TD	LF	LU	THLGTH	NOF	CZC_MS	ALT KATMAN	BSG
G 1/8-28	NORMAL	EP411/8	9.73	90.00	67.00	17.60	3	7.00 x 5.50	HSS-PM	DIN 5156
			.382	3.543	2.637	.693				
G 1/4-19	NORMAL	EP411/4	13.16	100.00	71.00	21.00	3	11.00 x 9.00	HSS-PM	DIN 5156
			.517	3.937	2.795	.827				
G 3/8-19	NORMAL	EP413/8	16.66	100.00	58.00	21.00	4	12.00 x 9.00	HSS-PM	DIN 5156
			.655	3.937	2.283	.827				
G 1/2-14	NORMAL	EP411/2	20.96	125.00	80.00	24.00	4	16.00 x 12.00	HSS-PM	DIN 5156
			.825	4.921	3.149	.945				
G 5/8-14	NORMAL	EP415/8	22.91	125.00	78.00	24.00	4	18.00 x 14.50	HSS-PM	DIN 5156
			.902	4.921	3.070	.945				
G 3/4-14	NORMAL	EP413/4	26.44	140.00	77.00	28.00	4	20.00 x 16.00	HSS-PM	DIN 5156
			1.040	5.511	3.031	1.102				
G 7/8-14	NORMAL	EP417/8	30.20	150.00	85.00	28.00	4	22.00 x 18.00	HSS-PM	DIN 5156
			1.189	5.905	3.346	1.102				
G 1"-11	NORMAL	EP411	33.25	160.00	93.00	30.00	4	25.00 x 20.00	HSS-PM	DIN 5156
			1.309	6.299	3.661	1.181				

Parametrelerle ilgili açıklamalar için, bkz sayfa (Ref 1) ve (Ref 2)




CoroTap™ 300

E207

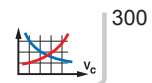
FHA
THFT
THCHT
ULDR (xTD)

15
M
C
1.5



				Ölçüler, mm, (inç)								
TDZ	TP	TCTR	Sipariş kodu	TD	LF	LU	THLGTH	NOF	CZC_MS	ALT KATMAN	BSG	
M2	0.40	6H	E207M2	2.00 .078	45.00 1.771	9.00 .354	4.00 .157	3	2.80 x 2.10	HSS-E	DIN 371	
M2.5	0.45	6H	E207M2.5	2.50 .098	50.00 1.968	12.50 .492	4.00 .157	3	2.80 x 2.10	HSS-E	DIN 371	
M3	0.50	6H	E207M3	3.00 .118	56.00 2.204	18.00 .708	9.00 .354	3	3.50 x 2.70	HSS-E	DIN 371	
M3.5	0.60	6H	E207M3.5	3.50 .137	56.00 2.204	20.00 .787	11.00 .433	3	4.00 x 3.00	HSS-E	DIN 371	
M4	0.70	6H	E207M4	4.00 .157	63.00 2.480	21.00 .826	12.00 .472	3	4.50 x 3.40	HSS-E	DIN 371	
M5	0.80	6H	E207M5	5.00 .196	70.00 2.755	25.00 .984	13.00 .512	3	6.00 x 4.90	HSS-E	DIN 371	
M6	1.00	6H	E207M6	6.00 .236	80.00 3.149	30.00 1.181	15.00 .591	3	6.00 x 4.90	HSS-E	DIN 371	
M7	1.00	6H	E207M7	7.00 .275	80.00 3.149	30.00 1.181	15.00 .591	3	7.00 x 5.50	HSS-E	DIN 371	
M8	1.25	6H	E207M8	8.00 .314	90.00 3.543	35.00 1.377	18.00 .709	3	8.00 x 6.20	HSS-E	DIN 371	
M10	1.50	6H	E207M10	10.00 .393	100.00 3.937	39.00 1.535	20.10 .791	3	10.00 x 8.00	HSS-E	DIN 371	

Parametrelerle ilgili açıklamalar için, bkz sayfa (Ref 1) ve (Ref 2)

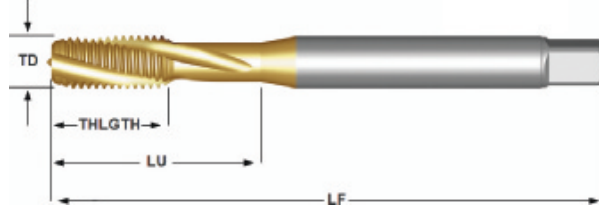


CoroTap™ 300

E212

FHA
THFT
THCHT
ULDR (xTD)
KAPLAMA

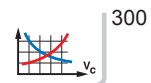
15
M
C
1.5
TiN



P N S

				Ölçüler, mm, (inç)								
TDZ	TP	TCTR	Sipariş kodu	TD	LF	LU	THLGTH	NOF	CZC_MS	ALT KATMAN	BSG	
M3	0.50	6H	E212M3	3.00 .118	56.00 2.204	18.00 .708	9.00 .354	3	3.50 x 2.70	HSS-E	DIN 371	
M4	0.70	6H	E212M4	4.00 .157	63.00 2.480	21.00 .826	11.00 .433	3	4.50 x 3.40	HSS-E	DIN 371	
M5	0.80	6H	E212M5	5.00 .196	70.00 2.755	25.00 .984	13.00 .512	3	6.00 x 4.90	HSS-E	DIN 371	
M6	1.00	6H	E212M6	6.00 .236	80.00 3.149	30.00 1.181	15.00 .591	3	6.00 x 4.90	HSS-E	DIN 371	
M8	1.25	6H	E212M8	8.00 .314	90.00 3.543	35.00 1.377	18.00 .709	3	8.00 x 6.20	HSS-E	DIN 371	
M10	1.50	6H	E212M10	10.00 .393	100.00 3.937	39.00 1.535	20.00 .787	3	10.00 x 8.00	HSS-E	DIN 371	

Parametrelerle ilgili açıklamalar için, bkz sayfa (Ref 1) ve (Ref 2)

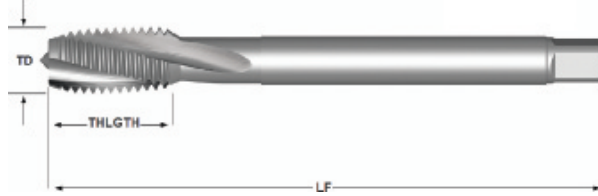


CoroTap™ 300

E258

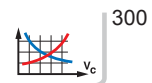
FHA
THFT
THCHT
ULDR (xTD)

15
M
C
1.5



TDZ	TP	TCTR	Sipariş kodu	Ölçüler, mm, (inç)							
				TD	LF	LU	THLGTH	NOF	CZC_MS	ALT KATMAN	BSG
M4	0.70	6H	E258M4	4.00	63.00	43.00	12.00	3	2.80 x 2.10	HSS-E	DIN 376
				.157	2.480	1.692	.472				
M5	0.80	6H	E258M5	5.00	70.00	49.00	13.00	3	3.50 x 2.70	HSS-E	DIN 376
				.196	2.755	1.929	.512				
M6	1.00	6H	E258M6	6.00	80.00	59.00	15.00	3	4.50 x 3.40	HSS-E	DIN 376
				.236	3.149	2.322	.591				
M8	1.25	6H	E258M8	8.00	90.00	67.00	18.00	3	6.00 x 4.90	HSS-E	DIN 376
				.314	3.543	2.637	.709				
M10	1.50	6H	E258M10	10.00	100.00	77.00	20.00	3	7.00 x 5.50	HSS-E	DIN 376
				.393	3.937	3.031	.787				
M12	1.75	6H	E258M12	12.00	110.00	83.00	23.00	3	9.00 x 7.00	HSS-E	DIN 376
				.472	4.330	3.267	.906				
M14	2.00	6H	E258M14	14.00	110.00	81.00	25.00	3	11.00 x 9.00	HSS-E	DIN 376
				.551	4.330	3.188	.984				
M16	2.00	6H	E258M16	16.00	110.00	68.00	25.00	3	12.00 x 9.00	HSS-E	DIN 376
				.629	4.330	2.677	.984				
M18	2.50	6H	E258M18	18.00	125.00	81.00	30.00	3	14.00 x 11.00	HSS-E	DIN 376
				.708	4.921	3.188	1.181				
M20	2.50	6H	E258M20	20.00	140.00	95.00	30.00	3	16.00 x 12.00	HSS-E	DIN 376
				.787	5.511	3.740	1.181				
M22	2.50	6H	E258M22	22.00	140.00	93.00	34.00	4	18.00 x 14.50	HSS-E	DIN 376
				.866	5.511	3.661	1.339				
M24	3.00	6H	E258M24	24.00	160.00	113.00	38.00	4	18.00 x 14.50	HSS-E	DIN 376
				.944	6.299	4.448	1.496				
M27	3.00	6H	E258M27	27.00	160.00	97.00	38.00	4	20.00 x 16.00	HSS-E	DIN 376
				1.062	6.299	3.818	1.496				
M30	3.50	6H	E258M30	30.00	180.00	115.00	45.00	4	22.00 x 18.00	HSS-E	DIN 376
				1.181	7.086	4.527	1.772				
M33	3.50	6H	E258M33	33.00	180.00	113.00	50.00	4	25.00 x 20.00	HSS-E	DIN 376
				1.299	7.086	4.448	1.968				
M36	4.00	6H	E258M36	36.00	200.00	131.00	55.00	4	28.00 x 22.00	HSS-E	DIN 376
				1.417	7.874	5.157	2.165				

Parametrelerle ilgili açıklamalar için, bkz sayfa (Ref 1) ve (Ref 2)

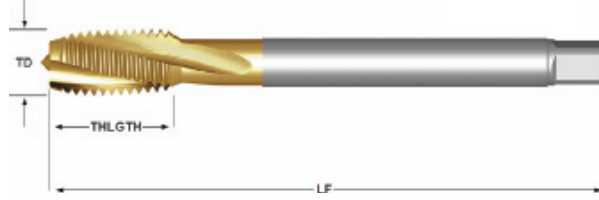


CoroTap™ 300

E263

FHA
THFT
THCHT
ULDR (xTD)
KAPLAMA

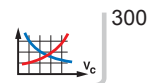
15
M
C
1.5
TiN



P N S

				Ölçüler, mm, (inç)								
TDZ	TP	TCTR	Sipariş kodu	TD	LF	LU	THLGTH	NOF	CZC_MS	ALT KATMAN	BSG	
M12	1.75	6H	E263M12	12.00 .472	110.00 4.330	83.00 3.267	23.00 .906	3	9.00 x 7.00	HSS-E	DIN 376	
M14	2.00	6H	E263M14	14.00 .551	110.00 4.330	81.00 3.188	25.00 .984	3	11.00 x 9.00	HSS-E	DIN 376	
M16	2.00	6H	E263M16	16.00 .629	110.00 4.330	68.00 2.677	25.00 .984	3	12.00 x 9.00	HSS-E	DIN 376	
M18	2.50	6H	E263M18	18.00 .708	125.00 4.921	81.00 3.188	30.00 1.181	3	14.00 x 11.00	HSS-E	DIN 376	
M20	2.50	6H	E263M20	20.00 .787	140.00 5.511	95.00 3.740	30.00 1.181	3	16.00 x 12.00	HSS-E	DIN 376	
M22	2.50	6H	E263M22	22.00 .866	140.00 5.511	93.00 3.661	34.00 1.339	4	18.00 x 14.50	HSS-E	DIN 376	
M24	3.00	6H	E263M24	24.00 .944	160.00 6.299	113.00 4.448	38.00 1.496	4	18.00 x 14.50	HSS-E	DIN 376	
M27	3.00	6H	E263M27	27.00 1.062	160.00 6.299	97.00 3.818	38.00 1.496	4	20.00 x 16.00	HSS-E	DIN 376	
M30	3.50	6H	E263M30	30.00 1.181	180.00 7.086	115.00 4.527	45.00 1.772	4	22.00 x 18.00	HSS-E	DIN 376	
M33	3.50	6H	E263M33	33.00 1.299	180.00 7.086	113.00 4.448	50.00 1.968	4	25.00 x 20.00	HSS-E	DIN 376	
M36	4.00	6H	E263M36	36.00 1.417	200.00 7.874	131.00 5.157	55.00 2.165	4	28.00 x 22.00	HSS-E	DIN 376	

Parametrelerle ilgili açıklamalar için, bkz sayfa (Ref 1) ve (Ref 2)




CoroTap™ 300

E195

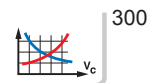
FHA
THFT
THCHT
ULDR (xTD)

40
M
C
2.0



				Ölçüler, mm, (inç)								
TDZ	TP	TCTR	Sipariş kodu	TD	LF	LU	THLGTH	NOF	CZC_MS	ALT KATMAN	BSG	
M3	0.50	6H	E195M3	3.00	56.00	18.00	5.90	3	3.50 x 2.70	HSS-E	DIN 371	
				.118	2.204	.708	.232					
M4	0.70	6H	E195M4	4.00	63.00	21.00	6.70	3	4.50 x 3.40	HSS-E	DIN 371	
				.157	2.480	.826	.264					
M5	0.80	6H	E195M5	5.00	70.00	25.00	7.70	3	6.00 x 4.90	HSS-E	DIN 371	
				.196	2.755	.984	.303					
M6	1.00	6H	E195M6	6.00	80.00	30.00	10.00	3	6.00 x 4.90	HSS-E	DIN 371	
				.236	3.149	1.181	.394					
M8	1.25	6H	E195M8	8.00	90.00	35.00	11.60	3	8.00 x 6.20	HSS-E	DIN 371	
				.314	3.543	1.377	.457					
M10	1.50	6H	E195M10	10.00	100.00	39.00	15.10	3	10.00 x 8.00	HSS-E	DIN 371	
				.393	3.937	1.535	.594					

Parametrelerle ilgili açıklamalar için, bkz sayfa (Ref 1) ve (Ref 2)

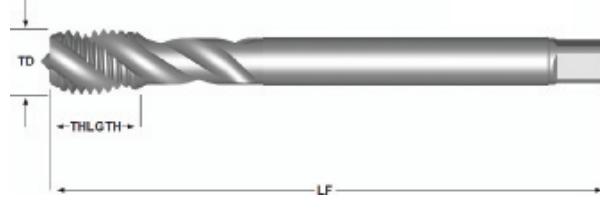


CoroTap™ 300

E245

FHA
THFT
THCHT
ULDR (xTD)

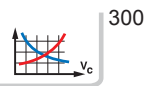
40
M
C
2.0



P N

TDZ	TP	TCTR	Sipariş kodu	Ölçüler, mm, (inç)							
				TD	LF	LU	THLGTH	NOF	CZC_MS	ALT KATMAN	BSG
M12	1.75	6H	E245M12	12.00	110.00	83.00	23.00	3	9.00 x 7.00	HSS-E	DIN 376
				.472	4.330	3.267	.906				
M14	2.00	6H	E245M14	14.00	110.00	81.00	25.00	3	11.00 x 9.00	HSS-E	DIN 376
				.551	4.330	3.188	.984				
M16	2.00	6H	E245M16	16.00	110.00	68.00	20.00	3	12.00 x 9.00	HSS-E	DIN 376
				.629	4.330	2.677	.787				
M18	2.50	6H	E245M18	18.00	125.00	81.00	25.00	4	14.00 x 11.00	HSS-E	DIN 376
				.708	4.921	3.188	.984				
M20	2.50	6H	E245M20	20.00	140.00	95.00	25.00	4	16.00 x 12.00	HSS-E	DIN 376
				.787	5.511	3.740	.984				
M22	2.50	6H	E245M22	22.00	140.00	93.00	25.00	4	18.00 x 14.50	HSS-E	DIN 376
				.866	5.511	3.661	.984				
M24	3.00	6H	E245M24	24.00	160.00	113.00	30.00	4	18.00 x 14.50	HSS-E	DIN 376
				.944	6.299	4.448	1.181				
M30	3.50	6H	E245M30	30.00	180.00	115.00	35.00	4	22.00 x 18.00	HSS-E	DIN 376
				1.181	7.086	4.527	1.378				

Parametrelerle ilgili açıklamalar için, bkz sayfa (Ref 1) ve (Ref 2)

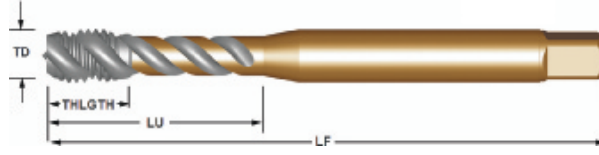


CoroTap™ 300

EX006H

FHA
THFT
THCHT
ULDR (xTD)

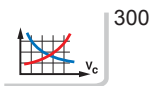
45
M
C
2.5



P N S

				Ölçüler, mm, (inç)								
TDZ	TP	TCTR	Sipariş kodu	TD	LF	LU	THLGTH	NOF	CZC_MS	ALT KATMAN	BSG	
M2	0.40	6H	EX00M2	2.00	45.00	9.00	4.00	3	2.80 x 2.10	HSS-E	DIN 371	
				.078	1.771	.354	.157					
M2.5	0.45	6H	EX00M2.5	2.50	50.00	12.50	4.00	3	2.80 x 2.10	HSS-E	DIN 371	
				.098	1.968	.492	.157					
M3	0.50	6H	EX00M3	3.00	56.00	18.00	5.90	3	3.50 x 2.70	HSS-PM	DIN 371	
				.118	2.204	.708	.232					
M3.5	0.60	6H	EX00M3.5	3.50	56.00	20.00	6.30	3	4.00 x 3.00	HSS-PM	DIN 371	
				.137	2.204	.787	.248					
M4	0.70	6H	EX00M4	4.00	63.00	21.00	6.70	3	4.50 x 3.40	HSS-PM	DIN 371	
				.157	2.480	.826	.264					
M5	0.80	6H	EX00M5	5.00	70.00	21.00	7.70	3	6.00 x 4.90	HSS-PM	DIN 371	
				.196	2.755	.826	.303					
M6	1.00	6H	EX00M6	6.00	80.00	31.00	10.00	3	6.00 x 4.90	HSS-PM	DIN 371	
				.236	3.149	1.220	.394					
M6	1.00	6H	EX00M6DIN376	6.00	80.00	59.00	10.00	3	4.50 x 3.40	HSS-PM	DIN 376	
				.236	3.149	2.322	.394					
M7	1.00	6H	EX00M7	7.00	80.00	31.00	10.00	3	7.00 x 5.50	HSS-PM	DIN 371	
				.275	3.149	1.220	.394					
M8	1.25	6H	EX00M8	8.00	90.00	35.00	11.60	3	8.00 x 6.20	HSS-PM	DIN 371	
				.314	3.543	1.377	.457					
M8	1.25	6H	EX00M8DIN376	8.00	90.00	67.00	13.00	3	6.00 x 4.90	HSS-PM	DIN 376	
				.314	3.543	2.637	.512					
M10	1.50	6H	EX00M10	10.00	100.00	39.00	15.10	3	10.00 x 8.00	HSS-PM	DIN 371	
				.393	3.937	1.535	.594					
M10	1.50	6H	EX00M10DIN376	10.00	100.00	77.00	15.00	3	7.00 x 5.50	HSS-PM	DIN 376	
				.393	3.937	3.031	.591					
M12	1.75	6H	EX00M12	12.00	110.00	83.00	16.00	3	9.00 x 7.00	HSS-PM	DIN 376	
				.472	4.330	3.267	.630					
M14	2.00	6H	EX00M14	14.00	110.00	81.00	20.00	3	11.00 x 9.00	HSS-PM	DIN 376	
				.551	4.330	3.188	.787					
M16	2.00	6H	EX00M16	16.00	110.00	68.00	20.00	4	12.00 x 9.00	HSS-PM	DIN 376	
				.629	4.330	2.677	.787					
M18	2.50	6H	EX00M18	18.00	125.00	81.00	25.00	4	14.00 x 11.00	HSS-E	DIN 376	
				.708	4.921	3.188	.984					
M20	2.50	6H	EX00M20	20.00	140.00	95.00	25.00	4	16.00 x 12.00	HSS-E	DIN 376	
				.787	5.511	3.740	.984					
M22	2.50	6H	EX00M22	22.00	140.00	93.00	25.00	4	18.00 x 14.50	HSS-E	DIN 376	
				.866	5.511	3.661	.984					
M24	3.00	6H	EX00M24	24.00	160.00	113.00	30.00	4	18.00 x 14.50	HSS-E	DIN 376	
				.944	6.299	4.448	1.181					
M27	3.00	6H	EX00M27	27.00	160.00	97.00	30.00	4	20.00 x 16.00	HSS-E	DIN 376	
				1.062	6.299	3.818	1.181					

Parametrelerle ilgili açıklamalar için, bkz sayfa (Ref 1) ve sayfa 7.

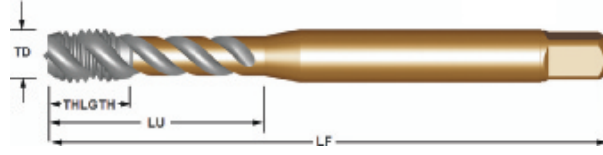


CoroTap™ 300

EX006H

FHA
THFT
THCHT
ULDR (xTD)

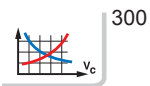
45
M
C
2.5



P N S

TDZ	TP	TCTR	Sipariş kodu	Ölçüler, mm, (inç)							
				TD	LF	LU	THLGTH	NOF	CZC_MS	ALT KATMAN	BSG
M30	3.50	6H	EX00M30	30.00	180.00	115.00	36.00	4	22.00 x 18.00	HSS-E	DIN 376
				1.181	7.086	4.527	1.417				
M33	3.50	6H	EX00M33	33.00	180.00	113.00	36.00	4	25.00 x 20.00	HSS-E	DIN 376
				1.299	7.086	4.448	1.417				
M36	4.00	6H	EX00M36	36.00	200.00	131.00	40.00	4	28.00 x 22.00	HSS-E	DIN 376
				1.417	7.874	5.157	1.575				
M39	4.00	6H	EX00M39	39.00	200.00	102.00	40.00	4	32.00 x 24.00	HSS-E	DIN 376
				1.535	7.874	4.015	1.575				
M42	4.50	6H	EX00M42	42.00	200.00	102.00	45.00	4	32.00 x 24.00	HSS-E	DIN 376
				1.653	7.874	4.015	1.772				
M48	5.00	6H	EX00M48	48.00	250.00	147.00	50.00	4	36.00 x 29.00	HSS-E	DIN 376
				1.889	9.842	5.787	1.968				
M52	5.00	6H	EX00M52	52.00	250.00	120.00	50.00	5	40.00 x 32.00	HSS-E	DIN 376
				2.047	9.842	4.724	1.968				
M56	5.50	6H	EX00M56	56.00	250.00	120.00	55.00	5	40.00 x 32.00	HSS-E	DIN 376
				2.204	9.842	4.724	2.165				
M64	6.00	6H	EX00M64	64.00	315.00	178.00	60.00	6	50.00 x 39.00	HSS-E	DIN 376
				2.519	12.401	7.007	2.362				

Parametrelerle ilgili açıklamalar için, bkz sayfa (Ref 1) ve sayfa 7.




CoroTap™ 300

EX016H

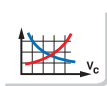
FHA
THFT
THCHT
ULDR (xTD)
KAPLAMA

45
M
C
2.5
ST



				Ölçüler, mm, (inç)								
TDZ	TP	TCTR	Sipariş kodu	TD	LF	LU	THLGTH	NOF	CZC_MS	ALT KATMAN	BSG	
M2	0.40	6H	EX01M2	2.00	45.00	9.00	4.00	3	2.80 x 2.10	HSS-E	DIN 371	
				.078	1.771	.354	.157					
M2.5	0.45	6H	EX01M2.5	2.50	50.00	12.50	4.00	3	2.80 x 2.10	HSS-E	DIN 371	
				.098	1.968	.492	.157					
M3	0.50	6H	EX01M3	3.00	56.00	18.00	5.90	3	3.50 x 2.70	HSS-PM	DIN 371	
				.118	2.204	.708	.232					
M3.5	0.60	6H	EX01M3.5	3.50	56.00	20.00	6.30	3	4.00 x 3.00	HSS-PM	DIN 371	
				.137	2.204	.787	.248					
M4	0.70	6H	EX01M4	4.00	63.00	21.00	6.70	3	4.50 x 3.40	HSS-PM	DIN 371	
				.157	2.480	.826	.264					
M5	0.80	6H	EX01M5	5.00	70.00	25.00	7.70	3	6.00 x 4.90	HSS-PM	DIN 371	
				.196	2.755	.984	.303					
M6	1.00	6H	EX01M6	6.00	80.00	31.00	10.00	3	6.00 x 4.90	HSS-PM	DIN 371	
				.236	3.149	1.220	.394					
M6	1.00	6H	EX01M6DIN376	6.00	80.00	59.00	10.00	3	4.50 x 3.40	HSS-PM	DIN 376	
				.236	3.149	2.322	.394					
M7	1.00	6H	EX01M7	7.00	80.00	31.00	10.00	3	7.00 x 5.50	HSS-PM	DIN 371	
				.275	3.149	1.220	.394					
M8	1.25	6H	EX01M8	8.00	90.00	35.00	11.60	3	8.00 x 6.20	HSS-PM	DIN 371	
				.314	3.543	1.377	.457					
M8	1.25	6H	EX01M8DIN376	8.00	90.00	67.00	13.00	3	6.00 x 4.90	HSS-PM	DIN 376	
				.314	3.543	2.637	.512					
M10	1.50	6H	EX01M10	10.00	100.00	39.00	15.10	3	10.00 x 8.00	HSS-PM	DIN 371	
				.393	3.937	1.535	.594					
M10	1.50	6H	EX01M10DIN376	10.00	100.00	77.00	15.00	3	7.00 x 5.50	HSS-PM	DIN 376	
				.393	3.937	3.031	.591					
M12	1.75	6H	EX01M12	12.00	110.00	83.00	16.00	3	9.00 x 7.00	HSS-PM	DIN 376	
				.472	4.330	3.267	.630					
M14	2.00	6H	EX01M14	14.00	110.00	81.00	20.00	3	11.00 x 9.00	HSS-PM	DIN 376	
				.551	4.330	3.188	.787					
M16	2.00	6H	EX01M16	16.00	110.00	68.00	20.00	4	12.00 x 9.00	HSS-PM	DIN 376	
				.629	4.330	2.677	.787					
M18	2.50	6H	EX01M18	18.00	125.00	81.00	25.00	4	14.00 x 11.00	HSS-E	DIN 376	
				.708	4.921	3.188	.984					
M20	2.50	6H	EX01M20	20.00	140.00	95.00	25.00	4	16.00 x 12.00	HSS-E	DIN 376	
				.787	5.511	3.740	.984					
M22	2.50	6H	EX01M22	22.00	140.00	93.00	25.00	4	18.00 x 14.50	HSS-E	DIN 376	
				.866	5.511	3.661	.984					
M24	3.00	6H	EX01M24	24.00	160.00	113.00	30.00	4	18.00 x 14.50	HSS-E	DIN 376	
				.944	6.299	4.448	1.181					
M27	3.00	6H	EX01M27	27.00	160.00	97.00	30.00	4	20.00 x 16.00	HSS-E	DIN 376	
				1.062	6.299	3.818	1.181					

Parametrelerle ilgili açıklamalar için, bkz sayfa (Ref 1) ve sayfa 7.



300



248




276

CoroTap™ 300

EX016H

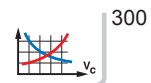
FHA
THFT
THCHT
ULDR (xTD)
KAPLAMA

45
M
C
2.5
ST



TDZ	TP	TCTR	Sipariş kodu	Ölçüler, mm, (inç)							
				TD	LF	LU	THLGTH	NOF	CZC_MS	ALT KATMAN	BSG
M30	3.50	6H	EX01M30	30.00 1.181	180.00 7.086	115.00 4.527	36.00 1.417	4	22.00 x 18.00	HSS-E	DIN 376
M33	3.50	6H	EX01M33	33.00 1.299	180.00 7.086	113.00 4.448	36.00 1.417	4	25.00 x 20.00	HSS-E	DIN 376
M36	4.00	6H	EX01M36	36.00 1.417	200.00 7.874	69.00 2.716	40.00 1.575	4	28.00 x 22.00	HSS-E	DIN 376
M39	4.00	6H	EX01M39	39.00 1.535	200.00 7.874	102.00 4.015	40.00 1.575	4	32.00 x 24.00	HSS-E	DIN 376
M42	4.50	6H	EX01M42	42.00 1.653	200.00 7.874	102.00 4.015	45.00 1.772	4	32.00 x 24.00	HSS-E	DIN 376
M48	5.00	6H	EX01M48	48.00 1.889	250.00 9.842	147.00 5.787	50.00 1.968	4	36.00 x 29.00	HSS-E	DIN 376
M52	5.00	6H	EX01M52	52.00 2.047	250.00 9.842	120.00 4.724	50.00 1.968	5	40.00 x 32.00	HSS-E	DIN 376
M56	5.50	6H	EX01M56	56.00 2.204	250.00 9.842	120.00 4.724	55.00 2.165	5	40.00 x 32.00	HSS-E	DIN 376
M64	6.00	6H	EX01M64	64.00 2.519	315.00 12.401	178.00 7.007	60.00 2.362	6	50.00 x 39.00	HSS-E	DIN 376

Parametrelerle ilgili açıklamalar için, bkz sayfa (Ref 1) ve sayfa 7.

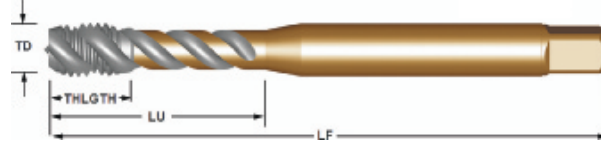


CoroTap™ 300

EX006G

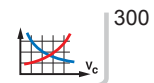
FHA
THFT
THCHT
ULDR (xTD)

45
M
C
2.5



TDZ	TP	TCTR	Sipariş kodu	Ölçüler, mm, (inç)							
				TD	LF	LU	THLGTH	NOF	CZC_MS	ALT KATMAN	BSG
M3	0.50	6G	EX00M36G	3.00	56.00	18.00	5.90	3	3.50 x 2.70	HSS-PM	DIN 371
				.118	2.204	.708	.232				
M4	0.70	6G	EX00M46G	4.00	63.00	21.00	6.70	3	4.50 x 3.40	HSS-PM	DIN 371
				.157	2.480	.826	.264				
M5	0.80	6G	EX00M56G	5.00	70.00	25.00	7.70	3	6.00 x 4.90	HSS-PM	DIN 371
				.196	2.755	.984	.303				
M6	1.00	6G	EX00M66G	6.00	80.00	31.00	10.00	3	6.00 x 4.90	HSS-PM	DIN 371
				.236	3.149	1.220	.394				
M8	1.25	6G	EX00M86G	8.00	90.00	35.00	11.60	3	8.00 x 6.20	HSS-PM	DIN 371
				.314	3.543	1.377	.457				
M10	1.50	6G	EX00M106G	10.00	100.00	39.00	15.10	3	10.00 x 8.00	HSS-PM	DIN 371
				.393	3.937	1.535	.594				
M12	1.75	6G	EX00M126G	12.00	110.00	83.00	16.00	3	9.00 x 7.00	HSS-PM	DIN 376
				.472	4.330	3.267	.630				
M14	2.00	6G	EX00M146G	14.00	110.00	81.00	20.00	3	11.00 x 9.00	HSS-PM	DIN 376
				.551	4.330	3.188	.787				
M16	2.00	6G	EX00M166G	16.00	110.00	68.00	20.00	4	12.00 x 9.00	HSS-PM	DIN 376
				.629	4.330	2.677	.787				
M20	2.50	6G	EX00M206G	20.00	140.00	95.00	25.00	4	16.00 x 12.00	HSS-E	DIN 376
				.787	5.511	3.740	.984				

Parametrelerle ilgili açıklamalar için, bkz sayfa (Ref 1) ve (Ref 2)




CoroTap™ 300

EX016G

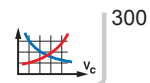
FHA
THFT
THCHT
ULDR (xTD)
KAPLAMA

45
M
C
2.5
ST



				Ölçüler, mm, (inç)								
TDZ	TP	TCTR	Sipariş kodu	TD	LF	LU	THLGTH	NOF	CZC_MS	ALT KATMAN	BSG	
M3	0.50	6G	EX01M36G	3.00 .118	56.00 2.204	18.00 .708	5.90 .232	3	3.50 x 2.70	HSS-PM	DIN 371	
M4	0.70	6G	EX01M46G	4.00 .157	63.00 2.480	21.00 .826	6.70 .264	3	4.50 x 3.40	HSS-PM	DIN 371	
M5	0.80	6G	EX01M56G	5.00 .196	70.00 2.755	25.00 .984	7.70 .303	3	6.00 x 4.90	HSS-PM	DIN 371	
M6	1.00	6G	EX01M66G	6.00 .236	80.00 3.149	31.00 1.220	10.00 .394	3	6.00 x 4.90	HSS-PM	DIN 371	
M8	1.25	6G	EX01M86G	8.00 .314	90.00 3.543	35.00 1.377	11.60 .457	3	8.00 x 6.20	HSS-PM	DIN 371	
M10	1.50	6G	EX01M106G	10.00 .393	100.00 3.937	39.00 1.535	15.10 .594	3	10.00 x 8.00	HSS-PM	DIN 371	
M12	1.75	6G	EX01M126G	12.00 .472	110.00 4.330	83.00 3.267	16.00 .630	3	9.00 x 7.00	HSS-PM	DIN 376	
M14	2.00	6G	EX01M146G	14.00 .551	110.00 4.330	81.00 3.188	20.00 .787	3	11.00 x 9.00	HSS-PM	DIN 376	
M16	2.00	6G	EX01M166G	16.00 .629	110.00 4.330	68.00 2.677	20.00 .787	4	12.00 x 9.00	HSS-PM	DIN 376	
M20	2.50	6G	EX01M206G	20.00 .787	140.00 5.511	95.00 3.740	25.00 .984	4	16.00 x 12.00	HSS-E	DIN 376	

Parametrelerle ilgili açıklamalar için, bkz sayfa (Ref 1) ve (Ref 2)




CoroTap™ 300

E615

FHA
THFT
THCHT
ULDR (xTD)
KAPLAMA

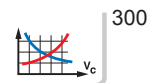
45
M
C
3.0
CoolTop



P M K N S

				Ölçüler, mm, (inç)								
TDZ	TP	TCTR	Sipariş kodu	TD	LF	LU	THLGTH	NOF	CZC_MS	ALT KATMAN	BSG	
M3	0.50	6H	E615M3	3.00 .118	112.00 4.409	18.00 .708	6.00 .236	3	3.50 x 2.70	HSS-E	DIN 371	
M4	0.70	6H	E615M4	4.00 .157	112.00 4.409	21.00 .826	7.00 .276	3	4.50 x 3.40	HSS-E	DIN 371	
M5	0.80	6H	E615M5	5.00 .196	125.00 4.921	25.00 .984	8.00 .315	3	6.00 x 4.90	HSS-E	DIN 371	
M6	1.00	6H	E615M6	6.00 .236	125.00 4.921	30.00 1.181	10.00 .394	3	6.00 x 4.90	HSS-E	DIN 371	
M8	1.25	6H	E615M8	8.00 .314	140.00 5.511	40.00 1.574	13.00 .512	3	8.00 x 6.20	HSS-E	DIN 371	
M10	1.50	6H	E615M10	10.00 .393	160.00 6.299	50.00 1.968	15.00 .591	3	10.00 x 8.00	HSS-E	DIN 371	
M12	1.75	6H	E615M12	12.00 .472	180.00 7.086	153.00 6.023	16.00 .630	3	9.00 x 7.00	HSS-E	DIN 376	
M14	2.00	6H	E615M14	14.00 .551	180.00 7.086	151.00 5.944	20.00 .787	3	11.00 x 9.00	HSS-E	DIN 376	
M16	2.00	6H	E615M16	16.00 .629	200.00 7.874	158.00 6.220	20.00 .787	3	12.00 x 9.00	HSS-E	DIN 376	
M20	2.50	6H	E615M20	20.00 .787	224.00 8.818	179.00 7.047	25.00 .984	4	16.00 x 12.00	HSS-E	DIN 376	

Parametrelerle ilgili açıklamalar için, bkz sayfa (Ref 1) ve (Ref 2)

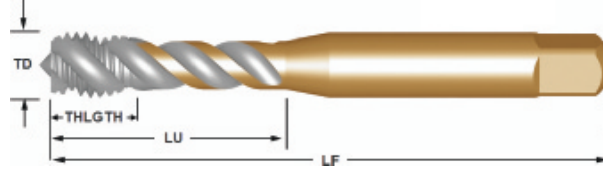


CoroTap™ 300

E007

FHA
THFT
THCHT
ULDR (xTD)

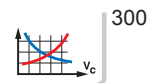
45
M
C
2.5



P N S

TDZ	TP	TCTR	Sipariş kodu	Ölçüler, mm, (inç)								
				TD	LF	LU	THLGTH	NOF	CZC_MS	ALT KATMAN	BSG	
M4	0.70	6H	E007M4	4.00	53.98	16.58	7.90	3	0.168 x 0.131	HSS-PM	ANSI	
				.157	2.125	.652	.311					
M5	0.80	6H	E007M5	5.00	60.32	21.42	8.50	3	0.194 x 0.152	HSS-PM	ANSI	
				.196	2.375	.843	.335					
M6	1.00	6H	E007M6	6.00	63.50	27.92	10.00	3	0.255 x 0.191	HSS-PM	ANSI	
				.236	2.500	1.099	.394					
M8	1.25	6H	E007M8	8.00	69.06	33.26	11.60	3	0.318 x 0.238	HSS-PM	ANSI	
				.314	2.718	1.309	.457					
M10	1.50	6H	E007M10	10.00	74.61	36.61	13.50	3	0.381 x 0.286	HSS-PM	ANSI	
				.393	2.937	1.441	.531					
M12	1.75	6H	E007M12	12.00	85.72	61.74	17.50	3	0.367 x 0.275	HSS-PM	ANSI	
				.472	3.375	2.430	.689					
M14	2.00	6H	E007M14	14.00	91.28	66.10	18.00	3	0.429 x 0.322	HSS-PM	ANSI	
				.551	3.593	2.602	.709					
M16	2.00	6H	E007M16	16.00	96.84	57.69	18.00	3	0.480 x 0.360	HSS-PM	ANSI	
				.629	3.812	2.271	.709					
M18	2.50	6H	E007M18	18.00	102.39	62.08	22.50	3	0.542 x 0.406	HSS-PM	ANSI	
				.708	4.031	2.444	.886					
M20	2.50	6H	E007M20	20.00	113.50	71.08	22.50	3	0.652 x 0.489	HSS-PM	ANSI	
				.787	4.468	2.798	.886					

Parametrelerle ilgili açıklamalar için, bkz sayfa (Ref 1) ve (Ref 2)




CoroTap™ 300

E008

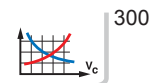
FHA
THFT
THCHT
ULDR (xTD)
KAPLAMA

45
M
C
2.5
ST



				Ölçüler, mm, (inç)								
TDZ	TP	TCTR	Sipariş kodu	TD	LF	LU	THLGTH	NOF	CZC_MS	ALT KATMAN	BSG	
M4	0.70	6H	E008M4	4.00 .157	53.98 2.125	16.58 .652	7.90 .311	3	0.168 x 0.131	HSS-PM	ANSI	
M5	0.80	6H	E008M5	5.00 .196	60.32 2.375	21.42 .843	8.50 .335	3	0.194 x 0.152	HSS-PM	ANSI	
M6	1.00	6H	E008M6	6.00 .236	63.50 2.500	27.92 1.099	10.00 .394	3	0.255 x 0.191	HSS-PM	ANSI	
M8	1.25	6H	E008M8	8.00 .314	69.06 2.718	33.26 1.309	11.60 .457	3	0.318 x 0.238	HSS-PM	ANSI	
M10	1.50	6H	E008M10	10.00 .393	74.61 2.937	36.61 1.441	13.50 .531	3	0.381 x 0.286	HSS-PM	ANSI	
M12	1.75	6H	E008M12	12.00 .472	85.72 3.375	61.74 2.430	17.50 .689	3	0.367 x 0.275	HSS-PM	ANSI	
M14	2.00	6H	E008M14	14.00 .551	91.28 3.593	66.10 2.602	18.00 .709	3	0.429 x 0.322	HSS-PM	ANSI	
M16	2.00	6H	E008M16	16.00 .629	96.84 3.812	57.69 2.271	18.00 .709	3	0.480 x 0.360	HSS-PM	ANSI	
M18	2.50	6H	E008M18	18.00 .708	102.39 4.031	62.08 2.444	22.50 .886	3	0.542 x 0.406	HSS-PM	ANSI	
M20	2.50	6H	E008M20	20.00 .787	113.50 4.468	71.08 2.798	22.50 .886	3	0.652 x 0.489	HSS-PM	ANSI	

Parametrelerle ilgili açıklamalar için, bkz sayfa (Ref 1) ve (Ref 2)

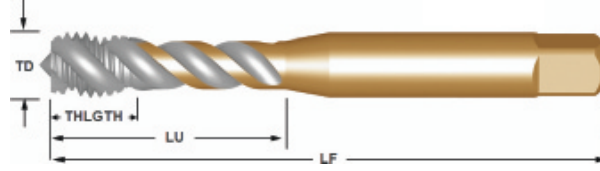


CoroTap™ 300

E002

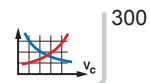
FHA
THFT
THCHT
ULDR (xTD)

45
M
C
2.5



				Ölçüler, mm, (inç)								
TDZ	TP	TCTR	Sipariş kodu	TD	LF	LU	THLGTH	NOF	CZC_MS	ALT KATMAN	BSG	
M2	0.40	6H	E002M2	2.00 .078	41.00 1.614	8.00 .314	8.00 .315	2	2.50 x 2.00	HSS-PM	ISO 529	
M2.5	0.45	6H	E002M2.5	2.50 .098	44.50 1.751	9.50 .374	9.50 .374	2	2.80 x 2.24	HSS-PM	ISO 529	
M3	0.50	6H	E002M3	3.00 .118	48.00 1.889	12.50 .492	5.90 .232	3	3.15 x 2.50	HSS-PM	ISO 529	
M3.5	0.60	6H	E002M3.5	3.50 .137	50.00 1.968	14.00 .551	16.50 .650	3	3.55 x 2.80	HSS-PM	ISO 529	
M4	0.70	6H	E002M4	4.00 .157	53.00 2.086	19.00 .748	6.70 .264	3	4.00 x 3.15	HSS-PM	ISO 529	
M5	0.80	6H	E002M5	5.00 .196	58.00 2.283	22.00 .866	7.70 .303	3	5.00 x 4.00	HSS-PM	ISO 529	
M6	1.00	6H	E002M6	6.00 .236	66.00 2.598	27.00 1.062	10.00 .394	3	6.30 x 5.00	HSS-PM	ISO 529	
M7	1.00	6H	E002M7	7.00 .275	66.00 2.598	26.00 1.023	13.00 .512	3	7.10 x 5.60	HSS-PM	ISO 529	
M8	1.25	6H	E002M8	8.00 .314	72.00 2.834	31.00 1.220	11.60 .457	3	8.00 x 6.30	HSS-PM	ISO 529	
M10	1.50	6H	E002M10	10.00 .393	80.00 3.149	35.00 1.377	15.10 .594	3	10.00 x 8.00	HSS-PM	ISO 529	
M12	1.75	6H	E002M12	12.00 .472	89.00 3.503	62.00 2.440	16.00 .630	3	9.00 x 7.10	HSS-PM	ISO 529	
M14	2.00	6H	E002M14	14.00 .551	95.00 3.740	66.00 2.598	18.00 .709	3	11.20 x 9.00	HSS-PM	ISO 529	
M16	2.00	6H	E002M16	16.00 .629	102.00 4.015	59.00 2.322	18.00 .709	4	12.50 x 10.00	HSS-PM	ISO 529	
M18	2.50	6H	E002M18	18.00 .708	112.00 4.409	68.00 2.677	29.50 1.161	4	14.00 x 11.20	HSS-PM	ISO 529	
M20	2.50	6H	E002M20	20.00 .787	112.00 4.409	68.00 2.677	22.50 .886	4	14.00 x 11.20	HSS-PM	ISO 529	
M22	2.50	6H	E002M22	22.00 .866	118.00 4.645	72.00 2.834	29.50 1.161	4	16.00 x 12.50	HSS-PM	ISO 529	
M24	3.00	6H	E002M24	24.00 .944	130.00 5.118	82.00 3.228	35.50 1.398	4	18.00 x 14.00	HSS-PM	ISO 529	

Parametrelerle ilgili açıklamalar için, bkz sayfa (Ref 1) ve (Ref 2)

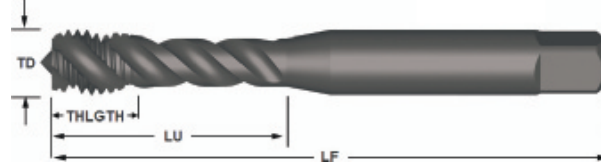


CoroTap™ 300

E003

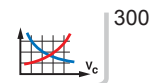
FHA
THFT
THCHT
ULDR (xTD)
KAPLAMA

45
M
C
2.5
ST



TDZ	TP	TCTR	Sipariş kodu	Ölçüler, mm, (inç)								
				TD	LF	LU	THLGTH	NOF	CZC_MS	ALT KATMAN	BSG	
M2	0.40	6H	E003M2	2.00	41.00	8.00	8.00	2	2.50 x 2.00	HSS-PM	ISO 529	
				.078	1.614	.314	.315					
M2.5	0.45	6H	E003M2.5	2.50	44.50	9.50	9.50	2	2.80 x 2.24	HSS-PM	ISO 529	
				.098	1.751	.374	.374					
M3	0.50	6H	E003M3	3.00	48.00	12.50	5.90	3	3.15 x 2.50	HSS-PM	ISO 529	
				.118	1.889	.492	.232					
M3.5	0.60	6H	E003M3.5	3.50	50.00	14.00	16.50	3	3.55 x 2.80	HSS-PM	ISO 529	
				.137	1.968	.551	.650					
M4	0.70	6H	E003M4	4.00	53.00	19.00	6.70	3	4.00 x 3.15	HSS-PM	ISO 529	
				.157	2.086	.748	.264					
M5	0.80	6H	E003M5	5.00	58.00	22.00	7.70	3	5.00 x 4.00	HSS-PM	ISO 529	
				.196	2.283	.866	.303					
M6	1.00	6H	E003M6	6.00	66.00	27.00	10.00	3	6.30 x 5.00	HSS-PM	ISO 529	
				.236	2.598	1.062	.394					
M7	1.00	6H	E003M7	7.00	66.00	26.00	13.00	3	7.10 x 5.60	HSS-PM	ISO 529	
				.275	2.598	1.023	.512					
M8	1.25	6H	E003M8	8.00	72.00	31.00	11.60	3	8.00 x 6.30	HSS-PM	ISO 529	
				.314	2.834	1.220	.457					
M10	1.50	6H	E003M10	10.00	80.00	35.00	15.10	3	10.00 x 8.00	HSS-PM	ISO 529	
				.393	3.149	1.377	.594					
M12	1.75	6H	E003M12	12.00	89.00	62.00	16.00	3	9.00 x 7.10	HSS-PM	ISO 529	
				.472	3.503	2.440	.630					
M14	2.00	6H	E003M14	14.00	95.00	66.00	18.00	3	11.20 x 9.00	HSS-PM	ISO 529	
				.551	3.740	2.598	.709					
M16	2.00	6H	E003M16	16.00	102.00	59.00	18.00	4	12.50 x 10.00	HSS-PM	ISO 529	
				.629	4.015	2.322	.709					
M18	2.50	6H	E003M18	18.00	112.00	68.00	29.50	4	14.00 x 11.20	HSS-PM	ISO 529	
				.708	4.409	2.677	1.161					
M20	2.50	6H	E003M20	20.00	112.00	68.00	22.50	4	14.00 x 11.20	HSS-PM	ISO 529	
				.787	4.409	2.677	.886					
M22	2.50	6H	E003M22	22.00	118.00	72.00	29.50	4	16.00 x 12.50	HSS-PM	ISO 529	
				.866	4.645	2.834	1.161					
M24	3.00	6H	E003M24	24.00	130.00	82.00	35.50	4	18.00 x 14.00	HSS-PM	ISO 529	
				.944	5.118	3.228	1.398					

Parametrelerle ilgili açıklamalar için, bkz sayfa (Ref 1) ve (Ref 2)

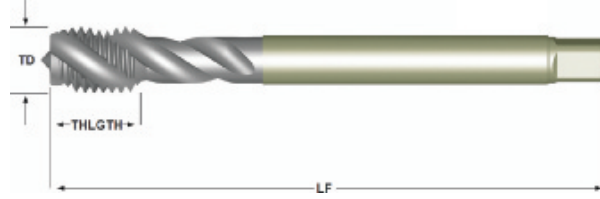


CoroTap™ 300

EX10

FHA
THFT
THCHT
ULDR (xTD)

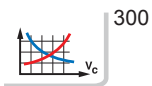
45
MF
C
2.5



PNS

TDZ	TP	TCTR	Sipariş kodu	Ölçüler, mm, (inç)								
				TD	LF	LU	THLGTH	NOF	CZC_MS	ALT KATMAN	BSG	
MF 4x0.5	0.50	6H	EX10M4X.50	4.00	63.00	43.00	6.80	3	2.80 x 2.10	HSS-PM	DIN 374	
				.157	2.480	1.692	.268					
MF 5x0.5	0.50	6H	EX10M5X.50	5.00	70.00	49.00	8.20	3	3.50 x 2.70	HSS-PM	DIN 374	
				.196	2.755	1.929	.323					
MF 6x0.75	0.75	6H	EX10M6X.75	6.00	80.00	59.00	10.00	3	4.50 x 3.40	HSS-PM	DIN 374	
				.236	3.149	2.322	.394					
MF 8x0.75	0.75	6H	EX10M8X.75	8.00	80.00	57.00	13.00	3	6.00 x 4.90	HSS-PM	DIN 374	
				.314	3.149	2.244	.512					
MF 8x1.0	1.00	6H	EX10M8X1.0	8.00	90.00	67.00	13.00	3	6.00 x 4.90	HSS-PM	DIN 374	
				.314	3.543	2.637	.512					
MF 10x0.75	0.75	6H	EX10M10X.75	10.00	90.00	67.00	13.00	3	7.00 x 5.50	HSS-PM	DIN 374	
				.393	3.543	2.637	.512					
MF 10x1.0	1.00	6H	EX10M10X1.0	10.00	90.00	67.00	13.00	3	7.00 x 5.50	HSS-PM	DIN 374	
				.393	3.543	2.637	.512					
MF 10x1.25	1.25	6H	EX10M10X1.25	10.00	100.00	77.00	15.00	3	7.00 x 5.50	HSS-PM	DIN 374	
				.393	3.937	3.031	.591					
MF 12x1.0	1.00	6H	EX10M12X1.0	12.00	100.00	73.00	15.00	3	9.00 x 7.00	HSS-PM	DIN 374	
				.472	3.937	2.874	.591					
MF 12x1.25	1.25	6H	EX10M12X1.25	12.00	100.00	73.00	15.00	3	9.00 x 7.00	HSS-PM	DIN 374	
				.472	3.937	2.874	.591					
MF 12x1.5	1.50	6H	EX10M12X1.5	12.00	100.00	73.00	15.00	3	9.00 x 7.00	HSS-PM	DIN 374	
				.472	3.937	2.874	.591					
MF 14x1.0	1.00	6H	EX10M14X1.0	14.00	100.00	71.00	15.00	3	11.00 x 9.00	HSS-PM	DIN 374	
				.551	3.937	2.795	.591					
MF 14x1.25	1.25	6H	EX10M14X1.25	14.00	100.00	71.00	15.00	3	11.00 x 9.00	HSS-PM	DIN 374	
				.551	3.937	2.795	.591					
MF 14x1.5	1.50	6H	EX10M14X1.5	14.00	100.00	71.00	15.00	3	11.00 x 9.00	HSS-PM	DIN 374	
				.551	3.937	2.795	.591					
MF 16x1.0	1.00	6H	EX10M16X1.0	16.00	100.00	58.00	15.00	4	12.00 x 9.00	HSS-PM	DIN 374	
				.629	3.937	2.283	.591					
MF 16x1.5	1.50	6H	EX10M16X1.5	16.00	100.00	58.00	15.00	4	12.00 x 9.00	HSS-PM	DIN 374	
				.629	3.937	2.283	.591					
MF 18x1.0	1.00	6H	EX10M18X1.0	18.00	110.00	66.00	17.00	4	14.00 x 11.00	HSS-E	DIN 374	
				.708	4.330	2.598	.669					
MF 18x1.5	1.50	6H	EX10M18X1.5	18.00	110.00	66.00	17.00	4	14.00 x 11.00	HSS-E	DIN 374	
				.708	4.330	2.598	.669					
MF 20x1.0	1.00	6H	EX10M20X1.0	20.00	125.00	80.00	17.00	4	16.00 x 12.00	HSS-E	DIN 374	
				.787	4.921	3.149	.669					
MF 20x1.5	1.50	6H	EX10M20X1.5	20.00	125.00	80.00	17.00	4	16.00 x 12.00	HSS-E	DIN 374	
				.787	4.921	3.149	.669					
MF 22x1.5	1.50	6H	EX10M22X1.5	22.00	125.00	78.00	17.00	4	18.00 x 14.50	HSS-E	DIN 374	
				.866	4.921	3.070	.669					

Parametrelerle ilgili açıklamalar için, bkz sayfa (Ref 1) ve sayfa 7.

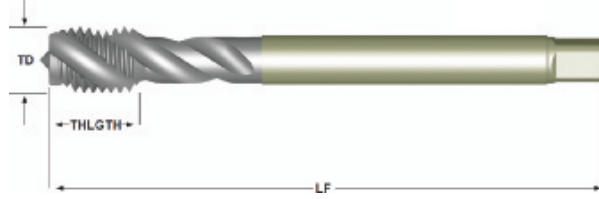


CoroTap™ 300

EX10

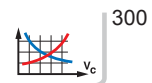
FHA
THFT
THCHT
ULDR (xTD)

45
MF
C
2.5



TDZ	TP	TCTR	Sipariş kodu	Ölçüler, mm, (inç)								
				TD	LF	LU	THLGTH	NOF	CZC_MS	ALT KATMAN	BSG	
MF 24x1.5	1.50	6H	EX10M24X1.5	24.00	140.00	93.00	20.00	4	18.00 x 14.50	HSS-E	DIN 374	
				.944	5.511	3.661	.787					
MF 24x2.0	2.00	6H	EX10M24X2.0	24.00	140.00	93.00	20.00	4	18.00 x 14.50	HSS-E	DIN 374	
				.944	5.511	3.661	.787					
MF 25x1.5	1.50	6H	EX10M25X1.5	25.00	140.00	93.00	20.00	4	18.00 x 14.50	HSS-E	DIN 374	
				.984	5.511	3.661	.787					
MF 26x1.5	1.50	6H	EX10M26X1.5	26.00	140.00	93.00	20.00	4	18.00 x 14.50	HSS-E	DIN 374	
				1.023	5.511	3.661	.787					
MF 27x1.5	1.50	6H	EX10M27X1.5	27.00	140.00	77.00	20.00	4	20.00 x 16.00	HSS-E	DIN 374	
				1.062	5.511	3.031	.787					
MF 27x2.0	2.00	6H	EX10M27X2.0	27.00	140.00	77.00	20.00	4	20.00 x 16.00	HSS-E	DIN 374	
				1.062	5.511	3.031	.787					
MF 28x1.5	1.50	6H	EX10M28X1.5	28.00	140.00	77.00	20.00	4	20.00 x 16.00	HSS-E	DIN 374	
				1.102	5.511	3.031	.787					
MF 30x1.5	1.50	6H	EX10M30X1.5	30.00	150.00	85.00	20.00	4	22.00 x 18.00	HSS-E	DIN 374	
				1.181	5.905	3.346	.787					
MF 30x2.0	2.00	6H	EX10M30X2.0	30.00	150.00	85.00	20.00	4	22.00 x 18.00	HSS-E	DIN 374	
				1.181	5.905	3.346	.787					

Parametrelerle ilgili açıklamalar için, bkz sayfa (Ref 1) ve sayfa 7.




CoroTap™ 300

EX11

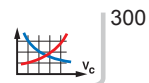
FHA
THFT
THCHT
ULDR (xTD)
KAPLAMA

45
MF
C
2.5
ST



				Ölçüler, mm, (inç)								
TDZ	TP	TCTR	Sipariş kodu	TD	LF	LU	THLGTH	NOF	CZC_MS	ALT KATMAN	BSG	
MF 4x0.5	0.50	6H	EX11M4X.50	4.00 .157	63.00 2.480	43.00 1.692	6.80 .268	3	2.80 x 2.10	HSS-PM	DIN 374	
MF 5x0.5	0.50	6H	EX11M5X.50	5.00 .196	70.00 2.755	49.00 1.929	8.20 .323	3	3.50 x 2.70	HSS-PM	DIN 374	
MF 6x0.75	0.75	6H	EX11M6X.75	6.00 .236	80.00 3.149	59.00 2.322	10.00 .394	3	4.50 x 3.40	HSS-PM	DIN 374	
MF 8x0.75	0.75	6H	EX11M8X.75	8.00 .314	80.00 3.149	57.00 2.244	13.00 .512	3	6.00 x 4.90	HSS-PM	DIN 374	
MF 8x1.0	1.00	6H	EX11M8X1.0	8.00 .314	90.00 3.543	67.00 2.637	13.00 .512	3	6.00 x 4.90	HSS-PM	DIN 374	
MF 10x0.75	0.75	6H	EX11M10X.75	10.00 .393	90.00 3.543	67.00 2.637	13.00 .512	3	7.00 x 5.50	HSS-PM	DIN 374	
MF 10x1.0	1.00	6H	EX11M10X1.0	10.00 .393	90.00 3.543	67.00 2.637	13.00 .512	3	7.00 x 5.50	HSS-PM	DIN 374	
MF 10x1.25	1.25	6H	EX11M10X1.25	10.00 .393	100.00 3.937	77.00 3.031	15.00 .591	3	7.00 x 5.50	HSS-PM	DIN 374	
MF 12x1.0	1.00	6H	EX11M12X1.0	12.00 .472	100.00 3.937	73.00 2.874	15.00 .591	3	9.00 x 7.00	HSS-PM	DIN 374	
MF 12x1.25	1.25	6H	EX11M12X1.25	12.00 .472	100.00 3.937	73.00 2.874	15.00 .591	3	9.00 x 7.00	HSS-PM	DIN 374	
MF 12x1.5	1.50	6H	EX11M12X1.5	12.00 .472	100.00 3.937	73.00 2.874	15.00 .591	3	9.00 x 7.00	HSS-PM	DIN 374	
MF 14x1.0	1.00	6H	EX11M14X1.0	14.00 .551	100.00 3.937	71.00 2.795	15.00 .591	3	11.00 x 9.00	HSS-PM	DIN 374	
MF 14x1.25	1.25	6H	EX11M14X1.25	14.00 .551	100.00 3.937	71.00 2.795	15.00 .591	3	11.00 x 9.00	HSS-PM	DIN 374	
MF 14x1.5	1.50	6H	EX11M14X1.5	14.00 .551	100.00 3.937	71.00 2.795	15.00 .591	3	11.00 x 9.00	HSS-PM	DIN 374	
MF 16x1.0	1.00	6H	EX11M16X1.0	16.00 .629	100.00 3.937	58.00 2.283	15.00 .591	4	12.00 x 9.00	HSS-PM	DIN 374	
MF 16x1.5	1.50	6H	EX11M16X1.5	16.00 .629	100.00 3.937	58.00 2.283	15.00 .591	4	12.00 x 9.00	HSS-PM	DIN 374	
MF 18x1.0	1.00	6H	EX11M18X1.0	18.00 .708	110.00 4.330	66.00 2.598	17.00 .669	4	14.00 x 11.00	HSS-E	DIN 374	
MF 18x1.5	1.50	6H	EX11M18X1.5	18.00 .708	110.00 4.330	66.00 2.598	17.00 .669	4	14.00 x 11.00	HSS-E	DIN 374	
MF 20x1.0	1.00	6H	EX11M20X1.0	20.00 .787	125.00 4.921	80.00 3.149	17.00 .669	4	16.00 x 12.00	HSS-E	DIN 374	
MF 20x1.5	1.50	6H	EX11M20X1.5	20.00 .787	125.00 4.921	80.00 3.149	17.00 .669	4	16.00 x 12.00	HSS-E	DIN 374	
MF 22x1.5	1.50	6H	EX11M22X1.5	22.00 .866	125.00 4.921	78.00 3.070	17.00 .669	4	18.00 x 14.50	HSS-E	DIN 374	

Parametrelerle ilgili açıklamalar için, bkz sayfa (Ref 1) ve sayfa 7.




CoroTap™ 300

EX11

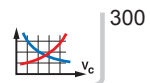
FHA
THFT
THCHT
ULDR (xTD)
KAPLAMA

45
MF
C
2.5
ST



				Ölçüler, mm, (inç)								
TDZ	TP	TCTR	Sipariş kodu	TD	LF	LU	THLGTH	NOF	CZC_MS	ALT KATMAN	BSG	
MF 24x1.5	1.50	6H	EX11M24X1.5	24.00 .944	140.00 5.511	93.00 3.661	20.00 .787	4	18.00 x 14.50	HSS-E	DIN 374	
MF 24x2.0	2.00	6H	EX11M24X2.0	24.00 .944	140.00 5.511	93.00 3.661	20.00 .787	4	18.00 x 14.50	HSS-E	DIN 374	
MF 25x1.5	1.50	6H	EX11M25X1.5	25.00 .984	140.00 5.511	93.00 3.661	20.00 .787	4	18.00 x 14.50	HSS-E	DIN 374	
MF 26x1.5	1.50	6H	EX11M26X1.5	26.00 1.023	140.00 5.511	93.00 3.661	20.00 .787	4	18.00 x 14.50	HSS-E	DIN 374	
MF 27x1.5	1.50	6H	EX11M27X1.5	27.00 1.062	140.00 5.511	77.00 3.031	20.00 .787	4	20.00 x 16.00	HSS-E	DIN 374	
MF 27x2.0	2.00	6H	EX11M27X2.0	27.00 1.062	140.00 5.511	77.00 3.031	20.00 .787	4	20.00 x 16.00	HSS-E	DIN 374	
MF 28x1.5	1.50	6H	EX11M28X1.5	28.00 1.102	140.00 5.511	77.00 3.031	20.00 .787	4	20.00 x 16.00	HSS-E	DIN 374	
MF 30x1.5	1.50	6H	EX11M30X1.5	30.00 1.181	150.00 5.905	85.00 3.346	20.00 .787	4	22.00 x 18.00	HSS-E	DIN 374	
MF 30x2.0	2.00	6H	EX11M30X2.0	30.00 1.181	150.00 5.905	85.00 3.346	20.00 .787	4	22.00 x 18.00	HSS-E	DIN 374	

Parametrelerle ilgili açıklamalar için, bkz sayfa (Ref 1) ve sayfa 7.

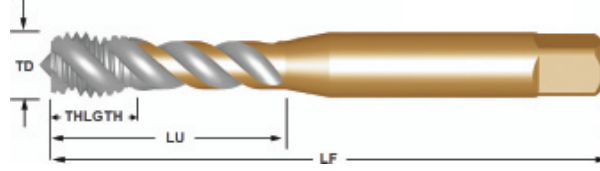


CoroTap™ 300

E017

FHA
THFT
THCHT
ULDR (xTD)

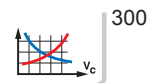
45
MF
C
2.5



P N S

			Ölçüler, mm, (inç)									
TDZ	TP	TCTR	Sipariş kodu	TD	LF	LU	THLGTH	NOF	CZC_MS	ALT KATMAN	BSG	
MF 8x1.0	1.00	6H	E017M8X1.0	8.00	69.06	33.26	11.60	3	0.318 x 0.238	HSS-PM	ANSI	
				.314	2.718	1.309	.457					
MF 10x1.0	1.00	6H	E017M10X1.0	10.00	74.61	36.61	13.50	3	0.381 x 0.286	HSS-PM	ANSI	
				.393	2.937	1.441	.531					
MF 14x1.5	1.50	6H	E017M14X1.5	14.00	91.28	66.10	18.00	3	0.429 x 0.322	HSS-PM	ANSI	
				.551	3.593	2.602	.709					
MF 18x1.5	1.50	6H	E017M18X1.5	18.00	102.39	62.08	22.50	3	0.542 x 0.406	HSS-PM	ANSI	
				.708	4.031	2.444	.886					

Parametrelerle ilgili açıklamalar için, bkz sayfa (Ref 1) ve (Ref 2)

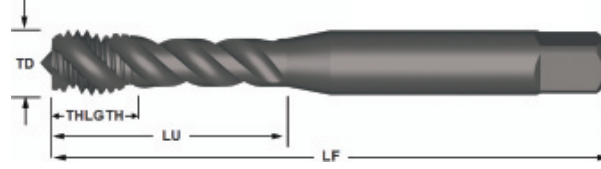


CoroTap™ 300

E018

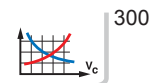
FHA
THFT
THCHT
ULDR (xTD)
KAPLAMA

45
MF
C
2.5
ST



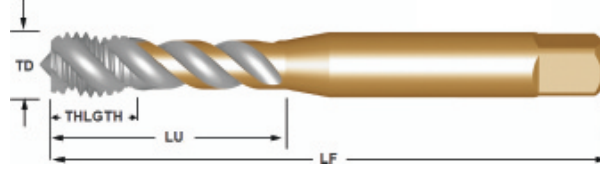
TDZ	TP	TCTR	Sipariş kodu	Ölçüler, mm, (inç)								
				TD	LF	LU	THLGTH	NOF	CZC_MS	ALT KATMAN	BSG	
MF 8x1.0	1.00	6H	E018M8X1.0	8.00 .314	69.06 2.718	33.26 1.309	11.60 .457	3	0.318 x 0.238	HSS-PM	ANSI	
MF 10x1.0	1.00	6H	E018M10X1.0	10.00 .393	74.61 2.937	36.61 1.441	13.50 .531	3	0.381 x 0.286	HSS-PM	ANSI	
MF 14x1.5	1.50	6H	E018M14X1.5	14.00 .551	91.28 3.593	66.10 2.602	18.00 .709	3	0.429 x 0.322	HSS-PM	ANSI	
MF 18x1.5	1.50	6H	E018M18X1.5	18.00 .708	102.39 4.031	62.08 2.444	22.50 .886	3	0.542 x 0.406	HSS-PM	ANSI	

Parametrelerle ilgili açıklamalar için, bkz sayfa (Ref 1) ve (Ref 2)



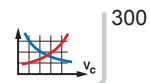
CoroTap™ 300

E012

FHA
THFT
THCHT
ULDR (xTD)45
MF
C
2.5

TDZ	TP	TCTR	Sipariş kodu	Ölçüler, mm, (inç)								
				TD	LF	LU	THLGTH	NOF	CZC_MS	ALT KATMAN	BSG	
MF 4x0.5	0.50	6H	E012M4X.5	4.00	53.00	19.00	6.70	3	4.00 x 3.15	HSS-PM	ISO 529	
				.157	2.086	.748	.264					
MF 5x0.5	0.50	6H	E012M5X.5	5.00	58.00	22.00	7.70	3	5.00 x 4.00	HSS-PM	ISO 529	
				.196	2.283	.866	.303					
MF 6x0.5	0.50	6H	E012M6X.5	6.00	66.00	27.00	10.00	3	6.30 x 5.00	HSS-PM	ISO 529	
				.236	2.598	1.062	.394					
MF 6x0.75	0.75	6H	E012M6X.75	6.00	66.00	27.00	10.00	3	6.30 x 5.00	HSS-PM	ISO 529	
				.236	2.598	1.062	.394					
MF 8x0.75	0.75	6H	E012M8X.75	8.00	72.00	31.00	11.60	3	8.00 x 6.30	HSS-PM	ISO 529	
				.314	2.834	1.220	.457					
MF 8x1.0	1.00	6H	E012M8X1.0	8.00	72.00	31.00	11.60	3	8.00 x 6.30	HSS-PM	ISO 529	
				.314	2.834	1.220	.457					
MF 10x1.0	1.00	6H	E012M10X1.0	10.00	80.00	35.00	15.10	3	10.00 x 8.00	HSS-PM	ISO 529	
				.393	3.149	1.377	.594					
MF 10x1.25	1.25	6H	E012M10X1.25	10.00	80.00	35.00	15.10	3	10.00 x 8.00	HSS-PM	ISO 529	
				.393	3.149	1.377	.594					
MF 12x1.0	1.00	6H	E012M12X1.0	12.00	89.00	64.00	16.00	3	9.00 x 7.10	HSS-PM	ISO 529	
				.472	3.503	2.519	.630					
MF 12x1.25	1.25	6H	E012M12X1.25	12.00	89.00	64.00	16.00	3	9.00 x 7.10	HSS-PM	ISO 529	
				.472	3.503	2.519	.630					
MF 12x1.5	1.50	6H	E012M12X1.5	12.00	89.00	63.00	16.00	3	9.00 x 7.10	HSS-PM	ISO 529	
				.472	3.503	2.480	.630					
MF 14x1.5	1.50	6H	E012M14X1.5	14.00	95.00	69.00	18.00	3	11.20 x 9.00	HSS-PM	ISO 529	
				.551	3.740	2.716	.709					
MF 16x1.0	1.00	6H	E012M16X1.0	16.00	102.00	62.00	18.00	4	12.50 x 10.00	HSS-PM	ISO 529	
				.629	4.015	2.440	.709					
MF 16x1.5	1.50	6H	E012M16X1.5	16.00	102.00	62.00	18.00	4	12.50 x 10.00	HSS-PM	ISO 529	
				.629	4.015	2.440	.709					
MF 18x1.5	1.50	6H	E012M18X1.5	18.00	112.00	72.00	29.50	4	14.00 x 11.20	HSS-PM	ISO 529	
				.708	4.409	2.834	1.161					
MF 20x1.5	1.50	6H	E012M20X1.5	20.00	112.00	68.00	22.50	4	14.00 x 11.20	HSS-PM	ISO 529	
				.787	4.409	2.677	.886					
MF 22x1.5	1.50	6H	E012M22X1.5	22.00	118.00	74.00	29.50	4	16.00 x 12.50	HSS-PM	ISO 529	
				.866	4.645	2.913	1.161					

Parametrelerle ilgili açıklamalar için, bkz sayfa (Ref 1) ve (Ref 2)




CoroTap™ 300

E013

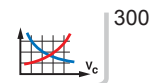
FHA
THFT
THCHT
ULDR (xTD)
KAPLAMA

45
MF
C
2.5
ST



TDZ	TP	TCTR	Sipariş kodu	Ölçüler, mm, (inç)								
				TD	LF	LU	THLGTH	NOF	CZC_MS	ALT KATMAN	BSG	
MF 4x0.5	0.50	6H	E013M4X.5	4.00 .157	53.00 2.086	19.00 .748	6.70 .264	3	4.00 x 3.15	HSS-PM	ISO 529	
MF 5x0.5	0.50	6H	E013M5X.5	5.00 .196	58.00 2.283	22.00 .866	7.70 .303	3	5.00 x 4.00	HSS-PM	ISO 529	
MF 6x0.5	0.50	6H	E013M6X.5	6.00 .236	66.00 2.598	27.00 1.062	10.00 .394	3	6.30 x 5.00	HSS-PM	ISO 529	
MF 6x0.75	0.75	6H	E013M6X.75	6.00 .236	66.00 2.598	27.00 1.062	10.00 .394	3	6.30 x 5.00	HSS-PM	ISO 529	
MF 8x0.75	0.75	6H	E013M8X.75	8.00 .314	72.00 2.834	31.00 1.220	11.60 .457	3	8.00 x 6.30	HSS-PM	ISO 529	
MF 8x1.0	1.00	6H	E013M8X1.0	8.00 .314	72.00 2.834	31.00 1.220	11.60 .457	3	8.00 x 6.30	HSS-PM	ISO 529	
MF 10x1.0	1.00	6H	E013M10X1.0	10.00 .393	80.00 3.149	35.00 1.377	15.10 .594	3	10.00 x 8.00	HSS-PM	ISO 529	
MF 10x1.25	1.25	6H	E013M10X1.25	10.00 .393	80.00 3.149	35.00 1.377	15.10 .594	3	10.00 x 8.00	HSS-PM	ISO 529	
MF 12x1.0	1.00	6H	E013M12X1.0	12.00 .472	89.00 3.503	62.00 2.440	16.00 .630	3	9.00 x 7.10	HSS-PM	ISO 529	
MF 12x1.25	1.25	6H	E013M12X1.25	12.00 .472	89.00 3.503	62.00 2.440	16.00 .630	3	9.00 x 7.10	HSS-PM	ISO 529	
MF 12x1.5	1.50	6H	E013M12X1.5	12.00 .472	89.00 3.503	62.00 2.440	16.00 .630	3	9.00 x 7.10	HSS-PM	ISO 529	
MF 14x1.5	1.50	6H	E013M14X1.5	14.00 .551	95.00 3.740	66.00 2.598	18.00 .709	3	11.20 x 9.00	HSS-PM	ISO 529	
MF 16x1.0	1.00	6H	E013M16X1.0	16.00 .629	102.00 4.015	59.00 2.322	18.00 .709	4	12.50 x 10.00	HSS-PM	ISO 529	
MF 16x1.5	1.50	6H	E013M16X1.5	16.00 .629	102.00 4.015	59.00 2.322	18.00 .709	4	12.50 x 10.00	HSS-PM	ISO 529	
MF 18x1.5	1.50	6H	E013M18X1.5	18.00 .708	112.00 4.409	68.00 2.677	29.50 1.161	4	14.00 x 11.20	HSS-PM	ISO 529	
MF 20x1.5	1.50	6H	E013M20X1.5	20.00 .787	112.00 4.409	68.00 2.677	22.50 .886	4	14.00 x 11.20	HSS-PM	ISO 529	
MF 22x1.5	1.50	6H	E013M22X1.5	22.00 .866	118.00 4.645	72.00 2.834	29.50 1.161	4	16.00 x 12.50	HSS-PM	ISO 529	

Parametrelerle ilgili açıklamalar için, bkz sayfa (Ref 1) ve (Ref 2)

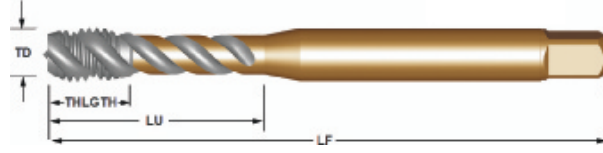


CoroTap™ 300

EX20

FHA
THFT
THCHT
ULDR (xTD)

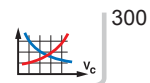
45
UNC
C
2.5



P N S

TDZ	TCTR	Sipariş kodu	Ölçüler, mm, (inç)							
			TD	LF	LU	THLGTH	NOF	CZC_MS	ALT KATMAN	BSG
UNC # 4-40	2B	EX204-40	2.84	56.00	18.00	5.60	3	3.50 x 2.70	HSS-PM	DIN 2184-1
			.112	2.204	.708	.220				
UNC # 5-40	2B	EX205-40	3.18	56.00	18.00	5.60	3	3.50 x 2.70	HSS-PM	DIN 2184-1
			.125	2.204	.708	.220				
UNC # 6-32	2B	EX206-32	3.51	56.00	20.00	6.50	3	4.00 x 3.00	HSS-PM	DIN 2184-1
			.137	2.204	.787	.256				
UNC # 8-32	2B	EX208-32	4.17	63.00	21.00	6.50	3	4.50 x 3.40	HSS-PM	DIN 2184-1
			.164	2.480	.826	.256				
UNC # 10-24	2B	EX2010-24	4.83	70.00	25.00	7.30	3	6.00 x 4.90	HSS-PM	DIN 2184-1
			.190	2.755	.984	.287				
UNC # 12-24	2B	EX2012-24	5.49	80.00	30.00	10.00	3	6.00 x 4.90	HSS-PM	DIN 2184-1
			.215	3.149	1.181	.394				
UNC 1/4-20	2B	EX201/4	6.35	80.00	30.00	10.00	3	7.00 x 5.50	HSS-PM	DIN 2184-1
			.250	3.149	1.181	.394				
UNC 5/16-18	2B	EX205/16	7.94	90.00	35.00	12.00	3	8.00 x 6.20	HSS-PM	DIN 2184-1
			.312	3.543	1.377	.472				
UNC 3/8-16	2B	EX203/8	9.52	100.00	39.00	15.00	3	10.00 x 8.00	HSS-PM	DIN 2184-1
			.375	3.937	1.535	.591				
UNC 7/16-14	2B	EX207/16	11.11	100.00	75.75	15.00	3	8.00 x 6.20	HSS-PM	DIN 2184-1
			.437	3.937	2.982	.591				
UNC 1/2-13	2B	EX201/2	12.70	110.00	82.75	18.00	3	9.00 x 7.00	HSS-PM	DIN 2184-1
			.500	4.330	3.257	.709				
UNC 5/8-11	2B	EX205/8	15.88	110.00	67.75	20.00	4	12.00 x 9.00	HSS-PM	DIN 2184-1
			.625	4.330	2.667	.787				
UNC 3/4-10	2B	EX203/4	19.05	125.00	80.75	25.00	4	14.00 x 11.00	HSS-E	DIN 2184-1
			.750	4.921	3.179	.984				
UNC 7/8-9	2B	EX207/8	22.22	140.00	92.75	25.00	4	18.00 x 14.50	HSS-E	DIN 2184-1
			.875	5.511	3.651	.984				
UNC 1"-8	2B	EX201	25.40	160.00	112.75	30.00	4	18.00 x 14.50	HSS-E	DIN 2184-1
			1.000	6.299	4.438	1.181				

Parametrelerle ilgili açıklamalar için, bkz sayfa (Ref 1) ve (Ref 2)




CoroTap™ 300

EX21

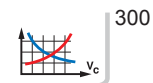
FHA
THFT
THCHT
ULDR (xTD)
KAPLAMA

45
UNC
C
2.5
ST



TDZ	TCTR	Sipariş kodu	Ölçüler, mm, (inç)							
			TD	LF	LU	THLGTH	NOF	CZC_MS	ALT KATMAN	BSG
UNC # 4-40	2B	EX214-40	2.84 .112	56.00 2.204	18.00 .708	5.60 .220	3	3.50 x 2.70	HSS-PM	DIN 2184-1
UNC # 5-40	2B	EX215-40	3.18 .125	56.00 2.204	18.00 .708	5.60 .220	3	3.50 x 2.70	HSS-PM	DIN 2184-1
UNC # 6-32	2B	EX216-32	3.51 .137	56.00 2.204	20.00 .787	6.50 .256	3	4.00 x 3.00	HSS-PM	DIN 2184-1
UNC # 8-32	2B	EX218-32	4.17 .164	63.00 2.480	21.00 .826	6.50 .256	3	4.50 x 3.40	HSS-PM	DIN 2184-1
UNC # 10-24	2B	EX2110-24	4.83 .190	70.00 2.755	25.00 .984	7.30 .287	3	6.00 x 4.90	HSS-PM	DIN 2184-1
UNC # 12-24	2B	EX2112-24	5.49 .215	80.00 3.149	30.00 1.181	10.00 .394	3	6.00 x 4.90	HSS-PM	DIN 2184-1
UNC 1/4-20	2B	EX211/4	6.35 .250	80.00 3.149	30.00 1.181	10.00 .394	3	7.00 x 5.50	HSS-PM	DIN 2184-1
UNC 5/16-18	2B	EX215/16	7.94 .312	90.00 3.543	35.00 1.377	12.00 .472	3	8.00 x 6.20	HSS-PM	DIN 2184-1
UNC 3/8-16	2B	EX213/8	9.52 .375	100.00 3.937	39.00 1.535	15.00 .591	3	10.00 x 8.00	HSS-PM	DIN 2184-1
UNC 7/16-14	2B	EX217/16	11.11 .437	100.00 3.937	75.75 2.982	15.00 .591	3	8.00 x 6.20	HSS-PM	DIN 2184-1
UNC 1/2-13	2B	EX211/2	12.70 .500	110.00 4.330	82.75 3.257	18.00 .709	3	9.00 x 7.00	HSS-PM	DIN 2184-1
UNC 5/8-11	2B	EX215/8	15.88 .625	110.00 4.330	67.75 2.667	20.00 .787	4	12.00 x 9.00	HSS-PM	DIN 2184-1
UNC 3/4-10	2B	EX213/4	19.05 .750	125.00 4.921	80.75 3.179	25.00 .984	4	14.00 x 11.00	HSS-E	DIN 2184-1
UNC 7/8-9	2B	EX217/8	22.22 .875	140.00 5.511	92.75 3.651	25.00 .984	4	18.00 x 14.50	HSS-E	DIN 2184-1
UNC 1"-8	2B	EX211	25.40 1.000	160.00 6.299	112.75 4.438	30.00 1.181	4	18.00 x 14.50	HSS-E	DIN 2184-1

Parametrelerle ilgili açıklamalar için, bkz sayfa (Ref 1) ve (Ref 2)

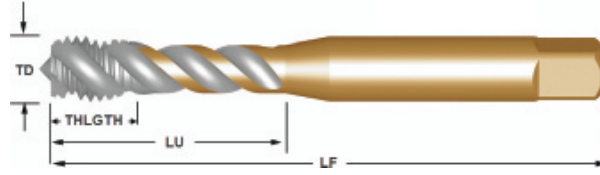


CoroTap™ 300

E027

FHA
THFT
THCHT
ULDR (xTD)

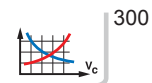
45
UNC
C
2.5



P N S

			Ölçüler, mm, (inç)									
TDZ	TCT	TCTR	Sipariş kodu	TD	LF	LU	THLGTH	NOF	CZC_MS	ALT KATMAN	BSG	
UNC # 6-32	H2	3B	E0276-32	3.51	50.80	15.08	7.90	3	0.141 x 0.110	HSS-PM	ANSI	
				.137	2.000	.593	.311					
UNC # 8-32	H2	3B	E0278-32	4.17	53.98	16.58	7.90	3	0.168 x 0.131	HSS-PM	ANSI	
				.164	2.125	.652	.311					
UNC # 10-24	H3	2B	E02710-24	4.83	60.32	21.42	8.50	3	0.194 x 0.152	HSS-PM	ANSI	
				.190	2.375	.843	.335					
UNC # 12-24	H3	2B	E02712-24	5.49	60.32	22.47	8.50	3	0.220 x 0.165	HSS-PM	ANSI	
				.215	2.375	.884	.335					
UNC 1/4-20	H3	3B	E0271/4	6.35	63.50	27.92	10.00	3	0.255 x 0.191	HSS-PM	ANSI	
				.250	2.500	1.099	.394					
UNC 5/16-18	H3	3B	E0275/16	7.94	69.06	33.26	11.60	3	0.318 x 0.238	HSS-PM	ANSI	
				.312	2.718	1.309	.457					
UNC 3/8-16	H3	3B	E0273/8	9.52	74.61	36.61	13.50	3	0.381 x 0.286	HSS-PM	ANSI	
				.375	2.937	1.441	.531					
UNC 7/16-14	H3	3B	E0277/16	11.11	80.17	52.77	16.00	3	0.323 x 0.242	HSS-PM	ANSI	
				.437	3.156	2.077	.630					
UNC 1/2-13	H3	3B	E0271/2	12.70	85.72	57.52	17.50	3	0.367 x 0.275	HSS-PM	ANSI	
				.500	3.375	2.264	.689					
UNC 9/16-12	H3	3B	E0279/16	14.29	91.28	61.58	18.00	3	0.429 x 0.322	HSS-PM	ANSI	
				.562	3.593	2.424	.709					
UNC 5/8-11	H3	3B	E0275/8	15.88	96.84	52.64	18.00	3	0.480 x 0.360	HSS-PM	ANSI	
				.625	3.812	2.072	.709					
UNC 3/4-10	H4	2B	E0273/4	19.05	108.00	60.50	22.50	3	0.590 x 0.442	HSS-PM	ANSI	
				.750	4.251	2.381	.886					
UNC 7/8-9	H4	3B	E0277/8	22.22	119.00	69.90	25.00	3	0.697 x 0.523	HSS-PM	ANSI	
				.875	4.685	2.751	.984					
UNC 1"-8	H4	3B	E0271	25.40	130.20	67.10	30.00	3	0.800 x 0.600	HSS-PM	ANSI	
				1.000	5.125	2.641	1.181					

Parametrelerle ilgili açıklamalar için, bkz sayfa (Ref 1) ve (Ref 2)

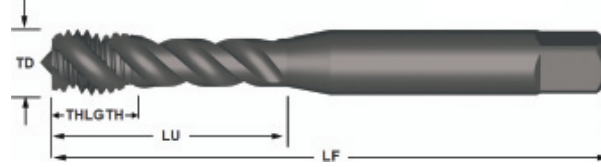


CoroTap™ 300

E028

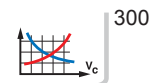
FHA
THFT
THCHT
ULDR (xTD)
KAPLAMA

45
UNC
C
2.5
ST



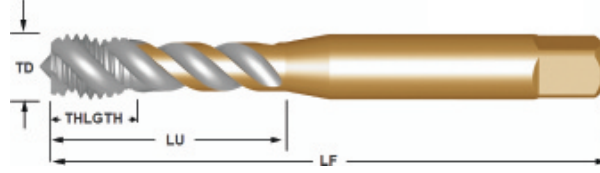
				Ölçüler, mm, (inç)								
TDZ	TCT	TCTR	Sipariş kodu	TD	LF	LU	THLGTH	NOF	CZC_MS	ALT KATMAN	BSG	
UNC # 4-40	H2	2B	E0284-40	2.84 .112	47.62 1.875	12.20 .480	16.50 .650	3	0.141 x 0.110	HSS-PM	ANSI	
UNC # 5-40	H2	2B	E0285-40	3.18 .125	49.21 1.937	18.81 .740	20.00 .787	3	0.141 x 0.110	HSS-PM	ANSI	
UNC # 6-32	H2	3B	E0286-32	3.51 .137	50.80 2.000	15.00 .590	7.90 .311	3	0.141 x 0.110	HSS-PM	ANSI	
UNC # 8-32	H2	3B	E0288-32	4.17 .164	53.98 2.125	16.58 .652	7.90 .311	3	0.168 x 0.131	HSS-PM	ANSI	
UNC # 10-24	H3	2B	E02810-24	4.83 .190	60.32 2.375	21.42 .843	8.50 .335	3	0.194 x 0.152	HSS-PM	ANSI	
UNC # 12-24	H3	2B	E02812-24	5.49 .215	60.32 2.375	25.00 .984	8.50 .335	3	0.220 x 0.165	HSS-PM	ANSI	
UNC 1/4-20	H3	3B	E0281/4	6.35 .250	63.50 2.500	27.92 1.099	10.00 .394	3	0.255 x 0.191	HSS-PM	ANSI	
UNC 5/16-18	H3	3B	E0285/16	7.94 .312	69.06 2.718	33.26 1.309	11.60 .457	3	0.318 x 0.238	HSS-PM	ANSI	
UNC 3/8-16	H3	3B	E0283/8	9.52 .375	74.61 2.937	36.61 1.441	13.50 .531	3	0.381 x 0.286	HSS-PM	ANSI	
UNC 3/8-16	H5	2B	E0283/8H5	9.52 .375	74.61 2.937	36.61 1.441	13.50 .531	3	0.381 x 0.286	HSS-PM	ANSI	
UNC 7/16-14	H3	3B	E0287/16	11.11 .437	80.17 3.156	52.77 2.077	16.00 .630	3	0.323 x 0.242	HSS-PM	ANSI	
UNC 1/2-13	H3	3B	E0281/2	12.70 .500	85.72 3.375	57.52 2.264	17.50 .689	3	0.367 x 0.275	HSS-PM	ANSI	
UNC 9/16-12	H3	3B	E0289/16	14.29 .562	91.28 3.593	61.58 2.424	18.00 .709	3	0.429 x 0.322	HSS-PM	ANSI	
UNC 5/8-11	H3	3B	E0285/8	15.88 .625	96.84 3.812	52.64 2.072	18.00 .709	3	0.480 x 0.360	HSS-PM	ANSI	
UNC 3/4-10	H4	2B	E0283/4	19.05 .750	108.00 4.251	60.50 2.381	22.50 .886	3	0.590 x 0.442	HSS-PM	ANSI	
UNC 7/8-9	H4	3B	E0287/8	22.22 .875	119.00 4.685	69.90 2.751	25.00 .984	3	0.697 x 0.523	HSS-PM	ANSI	
UNC 1"-8	H4	3B	E0281	25.40 1.000	130.20 5.125	67.10 2.641	30.00 1.181	3	0.800 x 0.600	HSS-PM	ANSI	

Parametrelerle ilgili açıklamalar için, bkz sayfa (Ref 1) ve (Ref 2)



CoroTap™ 300

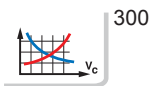
E022

FHA
THFT
THCHT
ULDR (xTD)45
UNC
C
2.5

PNS

TDZ	TCTR	Sipariş kodu	Ölçüler, mm, (inç)							
			TD	LF	LU	THLGTH	NOF	CZC_MS	ALT KATMAN	BSG
UNC # 2-56	2B	E0222-56	2.18 .085	44.50 1.751	9.50 .374	9.50 .374	2	2.80 x 2.24	HSS-PM	ISO 529
UNC # 4-40	2B	E0224-40	2.84 .112	48.00 1.889	14.00 .551	6.20 .244	3	3.15 x 2.50	HSS-PM	ISO 529
UNC # 5-40	2B	E0225-40	3.18 .125	48.00 1.889	12.50 .492	14.50 .571	3	3.15 x 2.50	HSS-PM	ISO 529
UNC # 6-32	2B	E0226-32	3.51 .137	50.00 1.968	16.00 .629	6.30 .248	3	3.55 x 2.80	HSS-PM	ISO 529
UNC # 8-32	2B	E0228-32	4.17 .164	53.00 2.086	17.00 .669	6.70 .264	3	4.50 x 3.55	HSS-PM	ISO 529
UNC # 10-24	2B	E02210-24	4.83 .190	58.00 2.283	20.00 .787	7.70 .303	3	5.00 x 4.00	HSS-PM	ISO 529
UNC # 12-24	2B	E02212-24	5.49 .215	62.00 2.440	21.00 .826	12.20 .480	3	5.60 x 4.50	HSS-PM	ISO 529
UNC 1/4-20	2B	E0221/4	6.35 .250	66.00 2.598	28.00 1.102	10.20 .402	3	6.30 x 5.00	HSS-PM	ISO 529
UNC 5/16-18	2B	E0225/16	7.94 .312	72.00 2.834	31.00 1.220	11.60 .457	3	8.00 x 6.30	HSS-PM	ISO 529
UNC 3/8-16	2B	E0223/8	9.52 .375	80.00 3.149	34.00 1.338	15.10 .594	3	10.00 x 8.00	HSS-PM	ISO 529
UNC 7/16-14	2B	E0227/16	11.11 .437	85.00 3.346	61.00 2.401	19.50 .768	3	8.00 x 6.30	HSS-PM	ISO 529
UNC 1/2-13	2B	E0221/2	12.70 .500	89.00 3.503	62.00 2.440	17.50 .689	3	9.00 x 7.10	HSS-PM	ISO 529
UNC 5/8-11	2B	E0225/8	15.88 .625	102.00 4.015	59.00 2.322	18.00 .709	4	12.50 x 10.00	HSS-PM	ISO 529
UNC 3/4-10	2B	E0223/4	19.05 .750	112.00 4.409	68.00 2.677	22.50 .886	4	14.00 x 11.20	HSS-PM	ISO 529
UNC 7/8-9	2B	E0227/8	22.22 .875	118.00 4.645	72.00 2.834	29.50 1.161	4	16.00 x 12.50	HSS-PM	ISO 529
UNC 1"-8	2B	E0221	25.40 1.000	130.00 5.118	82.00 3.228	35.50 1.398	4	18.00 x 14.00	HSS-PM	ISO 529

Parametrelerle ilgili açıklamalar için, bkz sayfa (Ref 1) ve (Ref 2)




CoroTap™ 300

E023

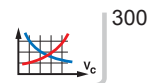
FHA
THFT
THCHT
ULDR (xTD)
KAPLAMA

45
UNC
C
2.5
ST



		Ölçüler, mm, (inç)									
TDZ	TCTR	Sipariş kodu	TD	LF	LU	THLGTH	NOF	CZC_MS	ALT KATMAN	BSG	
UNC # 2-56	2B	E0232-56	2.18 .085	44.50 1.751	9.50 .374	9.50 .374	2	2.80 x 2.24	HSS-PM	ISO 529	
UNC # 4-40	2B	E0234-40	2.84 .112	48.00 1.889	14.00 .551	6.20 .244	3	3.15 x 2.50	HSS-PM	ISO 529	
UNC # 5-40	2B	E0235-40	3.18 .125	48.00 1.889	12.50 .492	14.50 .571	3	3.15 x 2.50	HSS-PM	ISO 529	
UNC # 6-32	2B	E0236-32	3.51 .137	50.00 1.968	16.00 .629	6.30 .248	3	3.55 x 2.80	HSS-PM	ISO 529	
UNC # 8-32	2B	E0238-32	4.17 .164	53.00 2.086	17.00 .669	6.70 .264	3	4.50 x 3.55	HSS-PM	ISO 529	
UNC # 10-24	2B	E02310-24	4.83 .190	58.00 2.283	20.00 .787	7.70 .303	3	5.00 x 4.00	HSS-PM	ISO 529	
UNC # 12-24	2B	E02312-24	5.49 .215	62.00 2.440	21.00 .826	12.20 .480	3	5.60 x 4.50	HSS-PM	ISO 529	
UNC 1/4-20	2B	E0231/4	6.35 .250	66.00 2.598	28.00 1.102	10.20 .402	3	6.30 x 5.00	HSS-PM	ISO 529	
UNC 5/16-18	2B	E0235/16	7.94 .312	72.00 2.834	31.00 1.220	11.60 .457	3	8.00 x 6.30	HSS-PM	ISO 529	
UNC 3/8-16	2B	E0233/8	9.52 .375	80.00 3.149	34.00 1.338	15.10 .594	3	10.00 x 8.00	HSS-PM	ISO 529	
UNC 7/16-14	2B	E0237/16	11.11 .437	85.00 3.346	61.00 2.401	19.50 .768	3	8.00 x 6.30	HSS-PM	ISO 529	
UNC 1/2-13	2B	E0231/2	12.70 .500	89.00 3.503	62.00 2.440	17.50 .689	3	9.00 x 7.10	HSS-PM	ISO 529	
UNC 5/8-11	2B	E0235/8	15.88 .625	102.00 4.015	59.00 2.322	18.00 .709	4	12.50 x 10.00	HSS-PM	ISO 529	
UNC 3/4-10	2B	E0233/4	19.05 .750	112.00 4.409	68.00 2.677	22.50 .886	4	14.00 x 11.20	HSS-PM	ISO 529	
UNC 7/8-9	2B	E0237/8	22.22 .875	118.00 4.645	72.00 2.834	29.50 1.161	4	16.00 x 12.50	HSS-PM	ISO 529	
UNC 1"-8	2B	E0231	25.40 1.000	130.00 5.118	82.00 3.228	35.50 1.398	4	18.00 x 14.00	HSS-PM	ISO 529	

Parametrelerle ilgili açıklamalar için, bkz sayfa (Ref 1) ve (Ref 2)

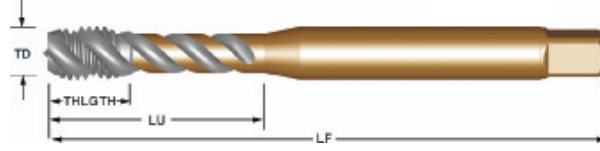


CoroTap™ 300

EX30

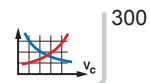
FHA
THFT
THCHT
ULDR (xTD)

45
UNF
C
2.5



TDZ	TCTR	Sipariş kodu	Ölçüler, mm, (inç)							
			TD	LF	LU	THLGTH	NOF	CZC_MS	ALT KATMAN	BSG
UNF # 8-36	2B	EX308-36	4.17	63.00	21.00	6.50	3	4.50 x 3.40	HSS-PM	DIN 2184-1
			.164	2.480	.826	.256				
UNF # 10-32	2B	EX3010-32	4.83	70.00	25.00	7.30	3	6.00 x 4.90	HSS-PM	DIN 2184-1
			.190	2.755	.984	.287				
UNF 1/4-28	2B	EX301/4	6.35	80.00	30.00	10.00	3	7.00 x 5.50	HSS-PM	DIN 2184-1
			.250	3.149	1.181	.394				
UNF 5/16-24	2B	EX305/16	7.94	90.00	35.00	12.00	3	8.00 x 6.20	HSS-PM	DIN 2184-1
			.312	3.543	1.377	.472				
UNF 3/8-24	2B	EX303/8	9.52	100.00	39.00	15.00	3	10.00 x 8.00	HSS-PM	DIN 2184-1
			.375	3.937	1.535	.591				
UNF 7/16-20	2B	EX307/16	11.11	100.00	75.75	15.00	3	8.00 x 6.20	HSS-PM	DIN 2184-1
			.437	3.937	2.982	.591				
UNF 1/2-20	2B	EX301/2	12.70	110.00	83.00	18.00	3	9.00 x 7.00	HSS-PM	DIN 2184-1
			.500	4.330	3.267	.709				
UNF 5/8-18	2B	EX305/8	15.88	110.00	67.75	20.00	4	12.00 x 9.00	HSS-PM	DIN 2184-1
			.625	4.330	2.667	.787				
UNF 3/4-16	2B	EX303/4	19.05	125.00	77.50	25.00	4	14.00 x 11.00	HSS-E	DIN 2184-1
			.750	4.921	3.051	.984				
UNF 7/8-14	2B	EX307/8	22.22	140.00	92.75	25.00	4	18.00 x 14.50	HSS-E	DIN 2184-1
			.875	5.511	3.651	.984				
UNF 1"-12	2B	EX301	25.40	160.00	113.00	30.00	4	18.00 x 14.50	HSS-E	DIN 2184-1
			1.000	6.299	4.448	1.181				

Parametrelerle ilgili açıklamalar için, bkz sayfa (Ref 1) ve (Ref 2)




CoroTap™ 300

EX31

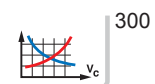
FHA
THFT
THCHT
ULDR (xTD)
KAPLAMA

45
UNF
C
2.5
ST



		Ölçüler, mm, (inç)									
TDZ	TCTR	Sipariş kodu	TD	LF	LU	THLGTH	NOF	CZC_MS	ALT KATMAN	BSG	
UNF # 8-36	2B	EX318-36	4.17 .164	63.00 2.480	21.00 .826	6.50 .256	3	4.50 x 3.40	HSS-PM	DIN 2184-1	
UNF # 10-32	2B	EX3110-32	4.83 .190	70.00 2.755	25.00 .984	7.30 .287	3	6.00 x 4.90	HSS-PM	DIN 2184-1	
UNF 1/4-28	2B	EX311/4	6.35 .250	80.00 3.149	30.00 1.181	10.00 .394	3	7.00 x 5.50	HSS-PM	DIN 2184-1	
UNF 5/16-24	2B	EX315/16	7.94 .312	90.00 3.543	35.00 1.377	12.00 .472	3	8.00 x 6.20	HSS-PM	DIN 2184-1	
UNF 3/8-24	2B	EX313/8	9.52 .375	100.00 3.937	39.00 1.535	15.00 .591	3	10.00 x 8.00	HSS-PM	DIN 2184-1	
UNF 7/16-20	2B	EX317/16	11.11 .437	100.00 3.937	76.00 2.992	15.00 .591	3	8.00 x 6.20	HSS-PM	DIN 2184-1	
UNF 1/2-20	2B	EX311/2	12.70 .500	110.00 4.330	83.00 3.267	18.00 .709	3	9.00 x 7.00	HSS-PM	DIN 2184-1	
UNF 5/8-18	2B	EX315/8	15.88 .625	110.00 4.330	68.00 2.677	20.00 .787	4	12.00 x 9.00	HSS-PM	DIN 2184-1	
UNF 3/4-16	2B	EX313/4	19.05 .750	125.00 4.921	81.00 3.188	25.00 .984	4	14.00 x 11.00	HSS-E	DIN 2184-1	
UNF 7/8-14	2B	EX317/8	22.22 .875	140.00 5.511	93.00 3.661	25.00 .984	4	18.00 x 14.50	HSS-E	DIN 2184-1	
UNF 1"-12	2B	EX311	25.40 1.000	160.00 6.299	113.00 4.448	30.00 1.181	4	18.00 x 14.50	HSS-E	DIN 2184-1	

Parametrelerle ilgili açıklamalar için, bkz sayfa (Ref 1) ve (Ref 2)

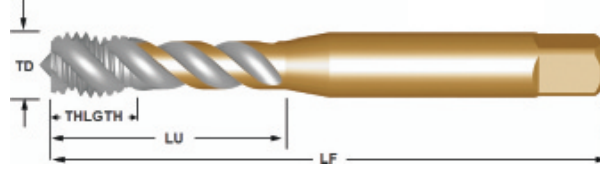


CoroTap™ 300

E037

FHA
THFT
THCHT
ULDR (xTD)

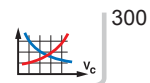
45
UNF
C
2.5



PNS

			Ölçüler, mm, (inç)									
TDZ	TCT	TCTR	Sipariş kodu	TD	LF	LU	THLGTH	NOF	CZC_MS	ALT KATMAN	BSG	
UNS 1"-14	H4	3B	E0371-14	25.40	130.20	65.60	30.00	3	0.800 x 0.600	HSS-PM	ANSI	
				1.000	5.125	2.582	1.181					
UNF # 10-32	H2	3B	E03710-32	4.83	60.32	21.42	8.50	3	0.194 x 0.152	HSS-PM	ANSI	
				.190	2.375	.843	.335					
UNF 1/4-28	H3	3B	E0371/4	6.35	63.50	27.92	10.00	3	0.255 x 0.191	HSS-PM	ANSI	
				.250	2.500	1.099	.394					
UNF 5/16-24	H3	3B	E0375/16	7.94	69.06	33.26	11.60	3	0.318 x 0.238	HSS-PM	ANSI	
				.312	2.718	1.309	.457					
UNF 3/8-24	H3	3B	E0373/8	9.52	74.61	36.61	13.50	3	0.381 x 0.286	HSS-PM	ANSI	
				.375	2.937	1.441	.531					
UNF 7/16-20	H3	3B	E0377/16	11.11	80.17	52.77	16.00	3	0.323 x 0.242	HSS-PM	ANSI	
				.437	3.156	2.077	.630					
UNF 1/2-20	H3	3B	E0371/2	12.70	85.72	57.52	17.50	3	0.367 x 0.275	HSS-PM	ANSI	
				.500	3.375	2.264	.689					
UNF 9/16-18	H3	3B	E0379/16	14.29	91.28	61.58	18.00	3	0.429 x 0.322	HSS-PM	ANSI	
				.562	3.593	2.424	.709					
UNF 5/8-18	H3	3B	E0375/8	15.88	96.84	52.64	18.00	3	0.480 x 0.360	HSS-PM	ANSI	
				.625	3.812	2.072	.709					
UNF 3/4-16	H3	3B	E0373/4	19.05	108.00	60.50	22.50	3	0.590 x 0.442	HSS-PM	ANSI	
				.750	4.251	2.381	.886					
UNF 7/8-14	H4	3B	E0377/8	22.22	119.00	69.90	25.00	3	0.697 x 0.523	HSS-PM	ANSI	
				.875	4.685	2.751	.984					
UNF 1"-12	H4	3B	E0371-12	25.40	130.20	65.60	30.00	3	0.800 x 0.600	HSS-PM	ANSI	
				1.000	5.125	2.582	1.181					

Parametrelerle ilgili açıklamalar için, bkz sayfa (Ref 1) ve (Ref 2)

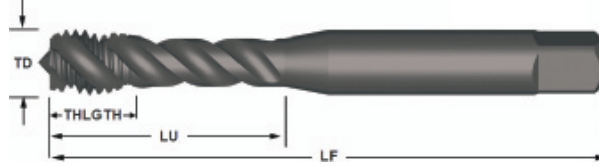


CoroTap™ 300

E038

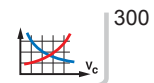
FHA
THFT
THCHT
ULDR (xTD)
KAPLAMA

45
UNF
C
2.5
ST



				Ölçüler, mm, (inç)								
TDZ	TCT	TCTR	Sipariş kodu	TD	LF	LU	THLGTH	NOF	CZC_MS	ALT KATMAN	BSG	
UNS 1"-14	H4	3B	E0381-14	25.40 1.000	130.20 5.125	65.60 2.582	30.00 1.181	3	0.800 x 0.600	HSS-PM	ANSI	
UNF # 10-32	H2	3B	E03810-32	4.83 .190	60.32 2.375	21.42 .843	8.50 .335	3	0.194 x 0.152	HSS-PM	ANSI	
UNF 1/4-28	H3	3B	E0381/4	6.35 .250	63.50 2.500	27.92 1.099	10.00 .394	3	0.255 x 0.191	HSS-PM	ANSI	
UNF 5/16-24	H3	3B	E0385/16	7.94 .312	69.06 2.718	31.34 1.233	11.60 .457	3	0.318 x 0.238	HSS-PM	ANSI	
UNF 3/8-24	H3	3B	E0383/8	9.52 .375	74.61 2.937	36.61 1.441	13.50 .531	3	0.381 x 0.286	HSS-PM	ANSI	
UNF 7/16-20	H3	3B	E0387/16	11.11 .437	80.17 3.156	52.77 2.077	16.00 .630	3	0.323 x 0.242	HSS-PM	ANSI	
UNF 1/2-20	H3	3B	E0381/2	12.70 .500	85.72 3.375	57.52 2.264	17.50 .689	3	0.367 x 0.275	HSS-PM	ANSI	
UNF 9/16-18	H3	3B	E0389/16	14.29 .562	91.28 3.593	61.58 2.424	18.00 .709	3	0.429 x 0.322	HSS-PM	ANSI	
UNF 5/8-18	H3	3B	E0385/8	15.88 .625	96.84 3.812	52.64 2.072	18.00 .709	3	0.480 x 0.360	HSS-PM	ANSI	
UNF 3/4-16	H3	3B	E0383/4	19.05 .750	108.00 4.251	60.50 2.381	22.50 .886	3	0.590 x 0.442	HSS-PM	ANSI	
UNF 7/8-14	H4	3B	E0387/8	22.22 .875	119.00 4.685	69.90 2.751	25.00 .984	3	0.697 x 0.523	HSS-PM	ANSI	
UNF 1"-12	H4	3B	E0381-12	25.40 1.000	130.20 5.125	65.60 2.582	30.00 1.181	3	0.800 x 0.600	HSS-PM	ANSI	

Parametrelerle ilgili açıklamalar için, bkz sayfa (Ref 1) ve (Ref 2)

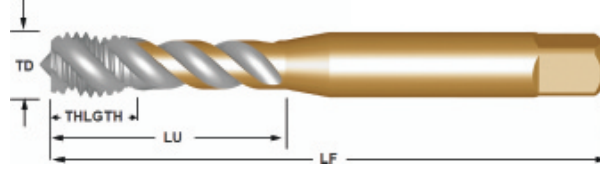


CoroTap™ 300

E032

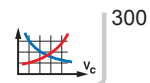
FHA
THFT
THCHT
ULDR (xTD)

45
UNF
C
2.5



TDZ	TCTR	Sipariş kodu	Ölçüler, mm, (inç)							
			TD	LF	LU	THLGTH	NOF	CZC_MS	ALT KATMAN	BSG
UNF # 8-36	2B	E0328-36	4.17	53.00	17.00	6.70	3	4.50 x 3.55	HSS-PM	ISO 529
			.164	2.086	.669	.264				
UNF # 10-32	2B	E03210-32	4.83	58.00	20.00	7.70	3	5.00 x 4.00	HSS-PM	ISO 529
			.190	2.283	.787	.303				
UNF 1/4-28	2B	E0321/4	6.35	66.00	28.00	10.20	3	6.30 x 5.00	HSS-PM	ISO 529
			.250	2.598	1.102	.402				
UNF 5/16-24	2B	E0325/16	7.94	72.00	31.00	11.60	3	8.00 x 6.30	HSS-PM	ISO 529
			.312	2.834	1.220	.457				
UNF 3/8-24	2B	E0323/8	9.52	80.00	34.00	15.10	3	10.00 x 8.00	HSS-PM	ISO 529
			.375	3.149	1.338	.594				
UNF 7/16-20	2B	E0327/16	11.11	85.00	61.00	19.50	3	8.00 x 6.30	HSS-PM	ISO 529
			.437	3.346	2.401	.768				
UNF 1/2-20	2B	E0321/2	12.70	89.00	62.00	17.50	3	9.00 x 7.10	HSS-PM	ISO 529
			.500	3.503	2.440	.689				
UNF 9/16-18	2B	E0329/16	14.29	95.00	66.00	24.50	3	11.20 x 9.00	HSS-PM	ISO 529
			.562	3.740	2.598	.965				
UNF 5/8-18	2B	E0325/8	15.88	102.00	59.00	18.00	4	12.50 x 10.00	HSS-PM	ISO 529
			.625	4.015	2.322	.709				
UNF 3/4-16	2B	E0323/4	19.05	112.00	68.00	22.50	4	14.00 x 11.20	HSS-PM	ISO 529
			.750	4.409	2.677	.886				
UNF 7/8-14	2B	E0327/8	22.22	118.00	72.00	29.50	4	16.00 x 12.50	HSS-PM	ISO 529
			.875	4.645	2.834	1.161				
UNF 1"-12	2B	E0321	25.40	130.00	82.00	35.50	4	18.00 x 14.00	HSS-PM	ISO 529
			1.000	5.118	3.228	1.398				

Parametrelerle ilgili açıklamalar için, bkz sayfa (Ref 1) ve (Ref 2)

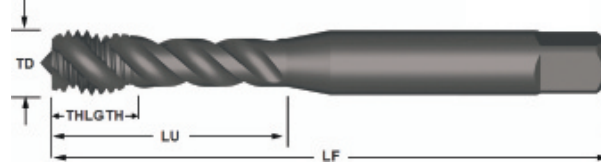


CoroTap™ 300

E033

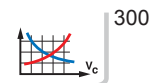
FHA
THFT
THCHT
ULDR (xTD)
KAPLAMA

45
UNF
C
2.5
ST



TDZ	TCTR	Sipariş kodu	Ölçüler, mm, (inç)								
			TD	LF	LU	THLGTH	NOF	CZC_MS	ALT KATMAN	BSG	
UNF # 8-36	2B	E0338-36	4.17 .164	53.00 2.086	17.00 .669	6.70 .264	3	4.50 x 3.55	HSS-PM	ISO 529	
UNF # 10-32	2B	E03310-32	4.83 .190	58.00 2.283	20.00 .787	7.70 .303	3	5.00 x 4.00	HSS-PM	ISO 529	
UNF 1/4-28	2B	E0331/4	6.35 .250	66.00 2.598	28.00 1.102	10.20 .402	3	6.30 x 5.00	HSS-PM	ISO 529	
UNF 5/16-24	2B	E0335/16	7.94 .312	72.00 2.834	31.00 1.220	11.60 .457	3	8.00 x 6.30	HSS-PM	ISO 529	
UNF 3/8-24	2B	E0333/8	9.52 .375	80.00 3.149	34.00 1.338	15.10 .594	3	10.00 x 8.00	HSS-PM	ISO 529	
UNF 7/16-20	2B	E0337/16	11.11 .437	85.00 3.346	61.00 2.401	19.50 .768	3	8.00 x 6.30	HSS-PM	ISO 529	
UNF 1/2-20	2B	E0331/2	12.70 .500	89.00 3.503	62.00 2.440	17.50 .689	3	9.00 x 7.10	HSS-PM	ISO 529	
UNF 9/16-18	2B	E0339/16	14.29 .562	95.00 3.740	66.00 2.598	24.50 .965	3	11.20 x 9.00	HSS-PM	ISO 529	
UNF 5/8-18	2B	E0335/8	15.88 .625	102.00 4.015	59.00 2.322	18.00 .709	4	12.50 x 10.00	HSS-PM	ISO 529	
UNF 3/4-16	2B	E0333/4	19.05 .750	112.00 4.409	68.00 2.677	22.50 .886	4	14.00 x 11.20	HSS-PM	ISO 529	
UNF 7/8-14	2B	E0337/8	22.22 .875	118.00 4.645	72.00 2.834	29.50 1.161	4	16.00 x 12.50	HSS-PM	ISO 529	
UNF 1"-12	2B	E0331	25.40 1.000	130.00 5.118	82.00 3.228	35.50 1.398	4	18.00 x 14.00	HSS-PM	ISO 529	

Parametrelerle ilgili açıklamalar için, bkz sayfa (Ref 1) ve (Ref 2)

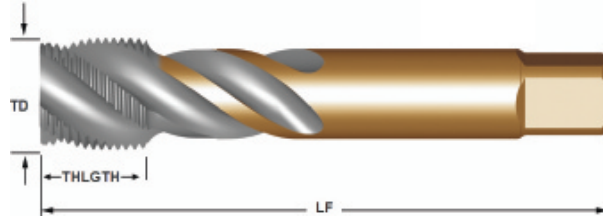


CoroTap™ 300

EX40

FHA
THFT
THCHT
ULDR (xTD)

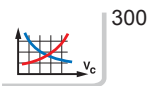
45
G
C
2.5



P N S

TDZ	TCTR	Sipariş kodu	Ölçüler, mm, (inç)							
			TD	LF	LU	THLGTH	NOF	CZC_MS	ALT KATMAN	BSG
G 1/8-28	NORMAL	EX401/8	9.73	90.00	67.00	13.00	3	7.00 x 5.50	HSS-PM	DIN 5156
			.382	3.543	2.637	.512				
G 1/4-19	NORMAL	EX401/4	13.16	100.00	71.00	15.00	3	11.00 x 9.00	HSS-PM	DIN 5156
			.517	3.937	2.795	.591				
G 3/8-19	NORMAL	EX403/8	16.66	100.00	58.00	15.00	4	12.00 x 9.00	HSS-PM	DIN 5156
			.655	3.937	2.283	.591				
G 1/2-14	NORMAL	EX401/2	20.96	125.00	80.00	18.00	4	16.00 x 12.00	HSS-PM	DIN 5156
			.825	4.921	3.149	.709				
G 5/8-14	NORMAL	EX405/8	22.91	125.00	78.00	18.00	4	18.00 x 14.50	HSS-PM	DIN 5156
			.902	4.921	3.070	.709				
G 3/4-14	NORMAL	EX403/4	26.44	140.00	77.00	20.00	4	20.00 x 16.00	HSS-PM	DIN 5156
			1.040	5.511	3.031	.787				
G 7/8-14	NORMAL	EX407/8	30.20	150.00	85.00	20.00	4	22.00 x 18.00	HSS-PM	DIN 5156
			1.189	5.905	3.346	.787				
G 1"-11	NORMAL	EX401	33.25	160.00	93.00	22.00	4	25.00 x 20.00	HSS-PM	DIN 5156
			1.309	6.299	3.661	.866				
G 1.1/8-11	NORMAL	EX401.1/8	37.90	170.00	101.00	22.00	4	28.00 x 22.00	HSS-PM	DIN 5156
			1.492	6.692	3.976	.866				
G 1.1/4-11	NORMAL	EX401.1/4	41.91	170.00	72.00	22.00	4	32.00 x 24.00	HSS-PM	DIN 5156
			1.650	6.692	2.834	.866				
G 1.1/2-11	NORMAL	EX401.1/2	47.80	190.00	87.00	23.00	4	36.00 x 29.00	HSS-PM	DIN 5156
			1.882	7.480	3.425	.906				

Parametrelerle ilgili açıklamalar için, bkz sayfa (Ref 1) ve (Ref 2)

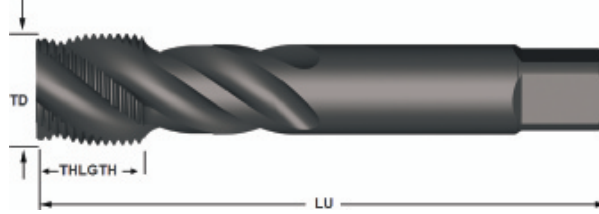


CoroTap™ 300

EX41

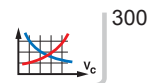
FHA
THFT
THCHT
ULDR (xTD)
KAPLAMA

45
G
C
2.5
ST



		Ölçüler, mm, (inç)								
TDZ	TCTR	Sipariş kodu	TD	LF	LU	THLGTH	NOF	CZC_MS	ALT KATMAN	BSG
G 1/8-28	NORMAL	EX411/8	9.73 .382	90.00 3.543	67.00 2.637	13.00 .512	3	7.00 x 5.50	HSS-PM	DIN 5156
G 1/4-19	NORMAL	EX411/4	13.16 .517	100.00 3.937	71.00 2.795	15.00 .591	3	11.00 x 9.00	HSS-PM	DIN 5156
G 3/8-19	NORMAL	EX413/8	16.66 .655	100.00 3.937	58.00 2.283	15.00 .591	4	12.00 x 9.00	HSS-PM	DIN 5156
G 1/2-14	NORMAL	EX411/2	20.96 .825	125.00 4.921	80.00 3.149	18.00 .709	4	16.00 x 12.00	HSS-PM	DIN 5156
G 5/8-14	NORMAL	EX415/8	22.91 .902	125.00 4.921	78.00 3.070	18.00 .709	4	18.00 x 14.50	HSS-PM	DIN 5156
G 3/4-14	NORMAL	EX413/4	26.44 1.040	140.00 5.511	77.00 3.031	20.00 .787	4	20.00 x 16.00	HSS-PM	DIN 5156
G 7/8-14	NORMAL	EX417/8	30.20 1.189	150.00 5.905	85.00 3.346	20.00 .787	4	22.00 x 18.00	HSS-PM	DIN 5156
G 1"-11	NORMAL	EX411	33.25 1.309	160.00 6.299	93.00 3.661	22.00 .866	4	25.00 x 20.00	HSS-PM	DIN 5156
G 1.1/8-11	NORMAL	EX411.1/8	37.90 1.492	170.00 6.692	101.00 3.976	22.00 .866	4	28.00 x 22.00	HSS-PM	DIN 5156
G 1.1/4-11	NORMAL	EX411.1/4	41.91 1.650	170.00 6.692	72.00 2.834	22.00 .866	4	32.00 x 24.00	HSS-PM	DIN 5156
G 1.1/2-11	NORMAL	EX411.1/2	47.80 1.882	190.00 7.480	87.00 3.425	23.00 .906	4	36.00 x 29.00	HSS-PM	DIN 5156

Parametrelerle ilgili açıklamalar için, bkz sayfa (Ref 1) ve (Ref 2)

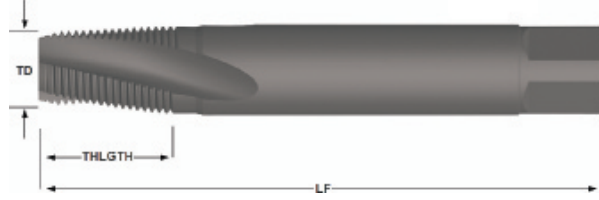


CoroTap™ 300

E735

FHA
THFT
THCHT
ULDR (xTD)
KAPLAMA

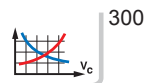
15
NPT60
C
1.5
ST



P M K N S

		Ölçüler, mm, (inç)									
TDZ	TCTR	Sipariş kodu	TD	LF	LU	THLGTH	NOF	CZC_MS	ALT KATMAN	BSG	
NPT 1/16-27	NORMAL	E7351/16	7.72 .303	80.00 3.149	56.00 2.204	14.00 .551	3	0.313 x 0.234	HSS-E	DIN/ANSI	
NPT 1/8-27	NORMAL	E7351/8	10.06 .396	90.00 3.543	64.00 2.519	14.00 .551	4	0.437 x 0.328	HSS-E	DIN/ANSI	
NPT 1/4-18	NORMAL	E7351/4	13.37 .526	100.00 3.937	59.00 2.322	20.00 .787	4	0.562 x 0.421	HSS-E	DIN/ANSI	
NPT 3/8-18	NORMAL	E7353/8	16.81 .661	110.00 4.330	67.00 2.637	20.00 .787	5	0.700 x 0.531	HSS-E	DIN/ANSI	
NPT 1/2-14	NORMAL	E7351/2	20.95 .824	125.00 4.921	79.00 3.110	26.00 1.024	5	0.687 x 0.515	HSS-E	DIN/ANSI	
NPT 3/4-14	NORMAL	E7353/4	26.29 1.035	140.00 5.511	78.00 3.070	26.00 1.024	5	0.906 x 0.679	HSS-E	DIN/ANSI	
NPT 1-11.5	NORMAL	E7351	32.91 1.295	150.00 5.905	58.00 2.283	31.00 1.220	5	1.125 x 0.843	HSS-E	DIN/ANSI	

Parametrelerle ilgili açıklamalar için, bkz sayfa (Ref 1) ve (Ref 2)



300



248



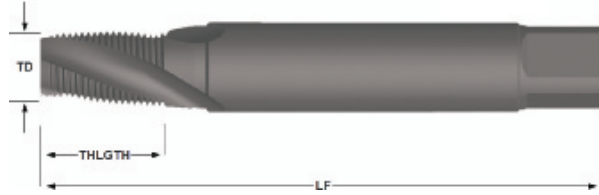
276

CoroTap™ 300

E737

FHA
THFT
THCHT
ULDR (xTD)
KAPLAMA

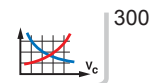
15
NPTF60
C
1.5
ST



P M K N S

		Ölçüler, mm, (inç)									
TDZ	TCTR	Sipariş kodu	TD	LF	LU	THLGTH	NOF	CZC_MS	ALT KATMAN	BSG	
NPTF 1/16-27	NORMAL	E7371/16	7.64 .300	80.00 3.149	56.00 2.204	14.00 .551	3	0.313 x 0.234	HSS-E	DIN/ANSI	
NPTF 1/8-27	NORMAL	E7371/8	9.98 .392	90.00 3.543	64.00 2.519	14.00 .551	4	0.437 x 0.328	HSS-E	DIN/ANSI	
NPTF 1/4-18	NORMAL	E7371/4	13.31 .524	100.00 3.937	59.00 2.322	20.00 .787	4	0.562 x 0.421	HSS-E	DIN/ANSI	
NPTF 3/8-18	NORMAL	E7373/8	16.75 .659	110.00 4.330	67.00 2.637	20.00 .787	5	0.700 x 0.531	HSS-E	DIN/ANSI	
NPTF 1/2-14	NORMAL	E7371/2	20.92 .823	125.00 4.921	79.00 3.110	26.00 1.024	5	0.687 x 0.515	HSS-E	DIN/ANSI	
NPTF 3/4-14	NORMAL	E7373/4	26.27 1.034	140.00 5.511	78.00 3.070	26.00 1.024	5	0.906 x 0.679	HSS-E	DIN/ANSI	

Parametrelerle ilgili açıklamalar için, bkz sayfa (Ref 1) ve (Ref 2)




CoroTap™ 400

T115

THFT
THCHT
ULDR (xTD)
KAPLAMA

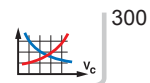
M
C
3.0
TiCN



P M N S

TDZ	TP	TCTR	Sipariş kodu	Ölçüler, mm, (inç)						
				TD	LF	LU	THLGTH	CZC_MS	ALT KATMAN	BSG
M3	0.50	6HX	T115M3	3.00	56.00	35.00	10.00	3.50 x 2.70	HM	DIN 2174
				.118	2.204	1.377	.394			
M4	0.70	6HX	T115M4	4.00	63.00	42.00	13.00	4.50 x 3.40	HM	DIN 2174
				.157	2.480	1.653	.512			
M5	0.80	6HX	T115M5	5.00	70.00	47.00	16.00	6.00 x 4.90	HM	DIN 2174
				.196	2.755	1.850	.630			
M6	1.00	6HX	T115M6	6.00	80.00	30.00	19.00	6.00 x 4.90	HM	DIN 2174
				.236	3.149	1.181	.748			
M8	1.25	6HX	T115M8	8.00	90.00	35.00	22.00	8.00 x 6.20	HM	DIN 2174
				.314	3.543	1.377	.866			
M10	1.50	6HX	T115M10	10.00	100.00	39.00	24.00	10.00 x 8.00	HM	DIN 2174
				.393	3.937	1.535	.945			

Parametrelerle ilgili açıklamalar için, bkz sayfa (Ref 1) ve (Ref 2)

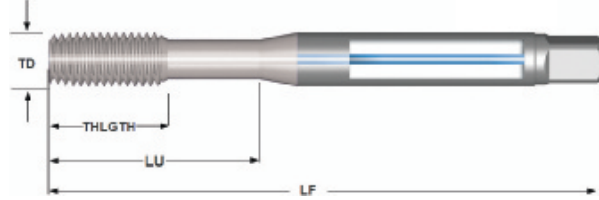


CoroTap™ 400

T116

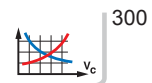
THFT
THCHT
ULDR (xTD)
KAPLAMA

M
C
3.0
TiCN




			Ölçüler, mm, (inç)							
TDZ	TP	TCTR	Sipariş kodu	TD	LF	LU	THLGTH	CZC_MS	ALT KATMAN	BSG
M5	0.80	6HX	T116M5	5.00	70.00	47.00	16.00	6.00 x 4.90	HM	DIN 2174
				.196	2.755	1.850	.630			
M6	1.00	6HX	T116M6	6.00	80.00	30.00	19.00	6.00 x 4.90	HM	DIN 2174
				.236	3.149	1.181	.748			
M8	1.25	6HX	T116M8	8.00	90.00	35.00	22.00	8.00 x 6.20	HM	DIN 2174
				.314	3.543	1.377	.866			
M10	1.50	6HX	T116M10	10.00	100.00	39.00	24.00	10.00 x 8.00	HM	DIN 2174
				.393	3.937	1.535	.945			
M12	1.75	6HX	T116M12	12.00	110.00	83.00	23.00	9.00 x 7.00	HM	DIN 2174
				.472	4.330	3.267	.906			

Parametrelerle ilgili açıklamalar için, bkz sayfa (Ref 1) ve (Ref 2)



CoroTap™ 400

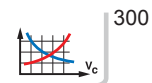
E301

THFT
THCHT
ULDR (xTD)M
C
3.0

P N

TDZ	TP	TCTR	Sipariş kodu	Ölçüler, mm, (inç)						
				TD	LF	LU	THLGTH	CZC_MS	ALT KATMAN	BSG
M1	0.25	5HX	E301M1	1.00 .039	40.00 1.574	20.00 .787	5.50 .217	2.50 x 2.10	HSS-E	DIN 2174
M1.2	0.25	5HX	E301M1.2	1.20 .047	40.00 1.574	20.00 .787	5.50 .217	2.50 x 2.10	HSS-E	DIN 2174
M1.4	0.30	5HX	E301M1.4	1.40 .055	40.00 1.574	20.00 .787	7.00 .276	2.50 x 2.10	HSS-E	DIN 2174
M1.6	0.35	6HX	E301M1.6	1.60 .062	40.00 1.574	20.00 .787	8.00 .315	2.50 x 2.10	HSS-E	DIN 2174
M1.7	0.35	6HX	E301M1.7	1.70 .066	40.00 1.574	20.00 .787	8.00 .315	2.50 x 2.10	HSS-E	DIN 2174
M1.8	0.35	6HX	E301M1.8	1.80 .070	40.00 1.574	20.00 .787	8.00 .315	2.50 x 2.10	HSS-E	DIN 2174
M2	0.40	6HX	E301M2	2.00 .078	45.00 1.771	11.00 .433	6.00 .236	2.80 x 2.10	HSS-E	DIN 2174
M2.2	0.45	6HX	E301M2.2	2.20 .086	45.00 1.771	12.00 .472	7.00 .276	2.80 x 2.10	HSS-E	DIN 2174
M2.3	0.40	6HX	E301M2.3	2.30 .090	45.00 1.771	12.00 .472	7.00 .276	2.80 x 2.10	HSS-E	DIN 2174
M2.5	0.45	6HX	E301M2.5	2.50 .098	50.00 1.968	14.00 .551	8.00 .315	2.80 x 2.10	HSS-E	DIN 2174
M2.6	0.45	6HX	E301M2.6	2.60 .102	50.00 1.968	14.00 .551	8.00 .315	2.80 x 2.10	HSS-E	DIN 2174
M3	0.50	6HX	E301M3	3.00 .118	56.00 2.204	18.00 .708	9.00 .354	3.50 x 2.70	HSS-E	DIN 2174
M3.5	0.60	6HX	E301M3.5	3.50 .137	56.00 2.204	20.00 .787	11.00 .433	4.00 x 3.00	HSS-E	DIN 2174
M4	0.70	6HX	E301M4	4.00 .157	63.00 2.480	21.00 .826	12.00 .472	4.50 x 3.40	HSS-E	DIN 2174
M5	0.80	6HX	E301M5	5.00 .196	70.00 2.755	25.00 .984	13.00 .512	6.00 x 4.90	HSS-E	DIN 2174
M6	1.00	6HX	E301M6	6.00 .236	80.00 3.149	30.00 1.181	15.00 .591	6.00 x 4.90	HSS-E	DIN 2174
M8	1.25	6HX	E301M8	8.00 .314	90.00 3.543	35.00 1.377	18.00 .709	8.00 x 6.20	HSS-E	DIN 2174
M10	1.50	6HX	E301M10	10.00 .393	100.00 3.937	39.00 1.535	20.00 .787	10.00 x 8.00	HSS-E	DIN 2174
M12	1.75	6HX	E301M12	12.00 .472	110.00 4.330	83.00 3.267	23.00 .906	9.00 x 7.00	HSS-E	DIN 2174
M16	2.00	6HX	E301M16	16.00 .629	110.00 4.330	68.00 2.677	25.00 .984	12.00 x 9.00	HSS-E	DIN 2174
M20	2.50	6HX	E301M20	20.00 .787	140.00 5.511	70.00 2.755	30.00 1.181	16.00 x 12.00	HSS-E	DIN 2174
M24	3.00	6HX	E301M24	24.00 .944	160.00 6.299	80.00 3.149	36.00 1.417	18.00 x 14.50	HSS-E	DIN 2174

Parametrelerle ilgili açıklamalar için, bkz sayfa (Ref 1) ve (Ref 2)




CoroTap™ 400

E302

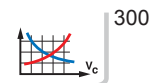
THFT
THCHT
ULDR (xTD)
KAPLAMA

M
C
3.0
TiN



TDZ	TP	TCTR	Sipariş kodu	Ölçüler, mm, (inç)						
				TD	LF	LU	THLGTH	CZC_MS	ALT KATMAN	BSG
M1	0.25	5HX	E302M1	1.00	40.00	20.00	5.50	2.50 x 2.10	HSS-E	DIN 2174
				.039	1.574	.787	.217			
M1.2	0.25	5HX	E302M1.2	1.20	40.00	20.00	5.50	2.50 x 2.10	HSS-E	DIN 2174
				.047	1.574	.787	.217			
M1.4	0.30	5HX	E302M1.4	1.40	40.00	20.00	7.00	2.50 x 2.10	HSS-E	DIN 2174
				.055	1.574	.787	.276			
M1.6	0.35	6HX	E302M1.6	1.60	40.00	20.00	8.00	2.50 x 2.10	HSS-E	DIN 2174
				.062	1.574	.787	.315			
M1.7	0.35	6HX	E302M1.7	1.70	40.00	20.00	8.00	2.50 x 2.10	HSS-E	DIN 2174
				.066	1.574	.787	.315			
M1.8	0.35	6HX	E302M1.8	1.80	40.00	20.00	8.00	2.50 x 2.10	HSS-E	DIN 2174
				.070	1.574	.787	.315			
M2	0.40	6HX	E302M2	2.00	45.00	11.00	6.00	2.80 x 2.10	HSS-E	DIN 2174
				.078	1.771	.433	.236			
M2.2	0.45	6HX	E302M2.2	2.20	45.00	12.00	7.00	2.80 x 2.10	HSS-E	DIN 2174
				.086	1.771	.472	.276			
M2.3	0.40	6HX	E302M2.3	2.30	45.00	12.00	7.00	2.80 x 2.10	HSS-E	DIN 2174
				.090	1.771	.472	.276			
M2.5	0.45	6HX	E302M2.5	2.50	50.00	14.00	8.00	2.80 x 2.10	HSS-E	DIN 2174
				.098	1.968	.551	.315			
M2.6	0.45	6HX	E302M2.6	2.60	50.00	14.00	8.00	2.80 x 2.10	HSS-E	DIN 2174
				.102	1.968	.551	.315			
M3	0.50	6HX	E302M3	3.00	56.00	18.00	9.00	3.50 x 2.70	HSS-E	DIN 2174
				.118	2.204	.708	.354			
M3.5	0.60	6HX	E302M3.5	3.50	56.00	20.00	11.00	4.00 x 3.00	HSS-E	DIN 2174
				.137	2.204	.787	.433			
M4	0.70	6HX	E302M4	4.00	63.00	21.00	12.00	4.50 x 3.40	HSS-E	DIN 2174
				.157	2.480	.826	.472			
M5	0.80	6HX	E302M5	5.00	70.00	25.00	13.00	6.00 x 4.90	HSS-E	DIN 2174
				.196	2.755	.984	.512			
M6	1.00	6HX	E302M6	6.00	80.00	30.00	15.00	6.00 x 4.90	HSS-E	DIN 2174
				.236	3.149	1.181	.591			
M8	1.25	6HX	E302M8	8.00	90.00	35.00	18.00	8.00 x 6.20	HSS-E	DIN 2174
				.314	3.543	1.377	.709			

Parametrelerle ilgili açıklamalar için, bkz sayfa (Ref 1) ve sayfa 7.

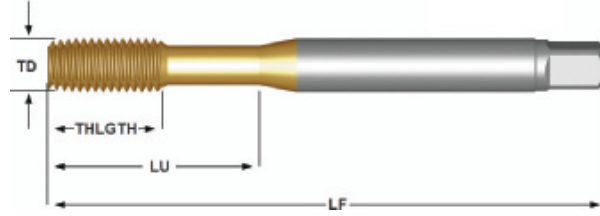


CoroTap™ 400

E302

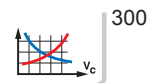
THFT
THCHT
ULDR (xTD)
KAPLAMA

M
C
3.0
TiN



TDZ	TP	TCTR	Sipariş kodu	Ölçüler, mm, (inç)						
				TD	LF	LU	THLGTH	CZC_MS	ALT KATMAN	BSG
M10	1.50	6HX	E302M10	10.00	100.00	39.00	20.00	10.00 x 8.00	HSS-E	DIN 2174
				.393	3.937	1.535	.787			
M12	1.75	6HX	E302M12	12.00	110.00	83.00	23.00	9.00 x 7.00	HSS-E	DIN 2174
				.472	4.330	3.267	.906			
M16	2.00	6HX	E302M16	16.00	110.00	68.00	25.00	12.00 x 9.00	HSS-E	DIN 2174
				.629	4.330	2.677	.984			
M20	2.50	6HX	E302M20	20.00	140.00	70.00	30.00	16.00 x 12.00	HSS-E	DIN 2174
				.787	5.511	2.755	1.181			
M24	3.00	6HX	E302M24	24.00	160.00	80.00	36.00	18.00 x 14.50	HSS-E	DIN 2174
				.944	6.299	3.149	1.417			

Parametrelerle ilgili açıklamalar için, bkz sayfa (Ref 1) ve sayfa 7.




CoroTap™ 400

E306

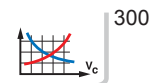
THFT
THCHT
ULDR (xTD)
KAPLAMA

M
C
3.0
CrN



TDZ	TP	TCTR	Sipariş kodu	Ölçüler, mm, (inç)							
				TD	LF	LU	THLGTH	CZC_MS	ALT KATMAN	BSG	
M3	0.50	6HX	E306M3	3.00	56.00	18.00	9.00	3.50 x 2.70	HSS-E	DIN 2174	
				.118	2.204	.708	.354				
M4	0.70	6HX	E306M4	4.00	63.00	21.00	12.00	4.50 x 3.40	HSS-E	DIN 2174	
				.157	2.480	.826	.472				
M5	0.80	6HX	E306M5	5.00	70.00	25.00	13.00	6.00 x 4.90	HSS-E	DIN 2174	
				.196	2.755	.984	.512				
M6	1.00	6HX	E306M6	6.00	80.00	30.00	15.00	6.00 x 4.90	HSS-E	DIN 2174	
				.236	3.149	1.181	.591				
M8	1.25	6HX	E306M8	8.00	90.00	35.00	18.00	8.00 x 6.20	HSS-E	DIN 2174	
				.314	3.543	1.377	.709				
M10	1.50	6HX	E306M10	10.00	100.00	39.00	20.00	10.00 x 8.00	HSS-E	DIN 2174	
				.393	3.937	1.535	.787				
M12	1.75	6HX	E306M12	12.00	110.00	83.00	23.00	9.00 x 7.00	HSS-E	DIN 2174	
				.472	4.330	3.267	.906				

Parametrelerle ilgili açıklamalar için, bkz sayfa (Ref 1) ve (Ref 2)

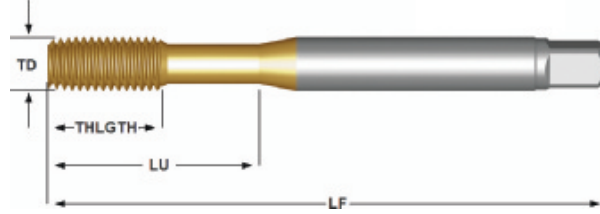


CoroTap™ 400

E309

THFT
THCHT
ULDR (xTD)
KAPLAMA

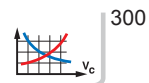
M
C
3.0
TiN



P M N S

TDZ	TP	TCTR	Sipariş kodu	Ölçüler, mm, (inç)						
				TD	LF	LU	THLGTH	CZC_MS	ALT KATMAN	BSG
M3	0.50	6GX	E309M3	3.00	56.00	18.00	9.00	3.50 x 2.70	HSS-E	DIN 2174
				.118	2.204	.708	.354			
M3.5	0.60	6GX	E309M3.5	3.50	56.00	20.00	11.00	4.00 x 3.00	HSS-E	DIN 2174
				.137	2.204	.787	.433			
M4	0.70	6GX	E309M4	4.00	63.00	21.00	12.00	4.50 x 3.40	HSS-E	DIN 2174
				.157	2.480	.826	.472			
M5	0.80	6GX	E309M5	5.00	70.00	25.00	13.00	6.00 x 4.90	HSS-E	DIN 2174
				.196	2.755	.984	.512			
M6	1.00	6GX	E309M6	6.00	80.00	30.00	15.00	6.00 x 4.90	HSS-E	DIN 2174
				.236	3.149	1.181	.591			
M8	1.25	6GX	E309M8	8.00	90.00	35.00	18.00	8.00 x 6.20	HSS-E	DIN 2174
				.314	3.543	1.377	.709			
M10	1.50	6GX	E309M10	10.00	100.00	39.00	20.00	10.00 x 8.00	HSS-E	DIN 2174
				.393	3.937	1.535	.787			
M12	1.75	6GX	E309M12	12.00	110.00	83.00	23.00	9.00 x 7.00	HSS-E	DIN 2174
				.472	4.330	3.267	.906			

Parametrelerle ilgili açıklamalar için, bkz sayfa (Ref 1) ve (Ref 2)

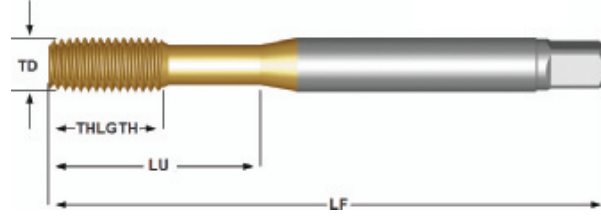


CoroTap™ 400

E305

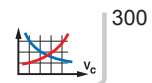
THFT
THCHT
ULDR (xTD)
KAPLAMA

M
E
3.0
TiN



TDZ	TP	TCTR	Sipariş kodu	Ölçüler, mm, (inç)							
				TD	LF	LU	THLGTH	CZC_MS	ALT KATMAN	BSG	
M3	0.50	6HX	E305M3	3.00	56.00	18.00	9.00	3.50 x 2.70	HSS-E	DIN 2174	
				.118	2.204	.708	.354				
M4	0.70	6HX	E305M4	4.00	63.00	21.00	12.00	4.50 x 3.40	HSS-E	DIN 2174	
				.157	2.480	.826	.472				
M5	0.80	6HX	E305M5	5.00	70.00	25.00	13.00	6.00 x 4.90	HSS-E	DIN 2174	
				.196	2.755	.984	.512				
M6	1.00	6HX	E305M6	6.00	80.00	30.00	15.00	6.00 x 4.90	HSS-E	DIN 2174	
				.236	3.149	1.181	.591				
M8	1.25	6HX	E305M8	8.00	90.00	35.00	18.00	8.00 x 6.20	HSS-E	DIN 2174	
				.314	3.543	1.377	.709				
M10	1.50	6HX	E305M10	10.00	100.00	39.00	20.00	10.00 x 8.00	HSS-E	DIN 2174	
				.393	3.937	1.535	.787				

Parametrelerle ilgili açıklamalar için, bkz sayfa (Ref 1) ve (Ref 2)

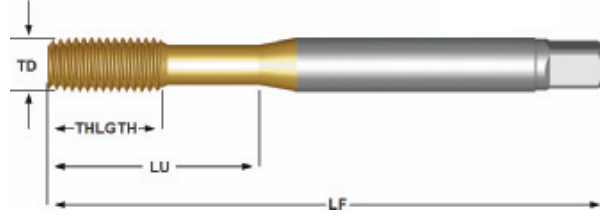


CoroTap™ 400

E310

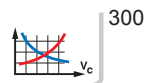
THFT
THCHT
ULDR (xTD)
KAPLAMA

M
E
3.0
TiN



TDZ	TP	TCTR	Sipariş kodu	Ölçüler, mm, (inç)						
				TD	LF	LU	THLGTH	CZC_MS	ALT KATMAN	BSG
M3	0.50	6GX	E310M3	3.00	56.00	18.00	9.00	3.50 x 2.70	HSS-E	DIN 2174
				.118	2.204	.708	.354			
M4	0.70	6GX	E310M4	4.00	63.00	21.00	12.00	4.50 x 3.40	HSS-E	DIN 2174
				.157	2.480	.826	.472			
M5	0.80	6GX	E310M5	5.00	70.00	25.00	13.00	6.00 x 4.90	HSS-E	DIN 2174
				.196	2.755	.984	.512			
M6	1.00	6GX	E310M6	6.00	80.00	30.00	15.00	6.00 x 4.90	HSS-E	DIN 2174
				.236	3.149	1.181	.591			
M8	1.25	6GX	E310M8	8.00	90.00	35.00	18.00	8.00 x 6.20	HSS-E	DIN 2174
				.314	3.543	1.377	.709			
M10	1.50	6GX	E310M10	10.00	100.00	39.00	20.00	10.00 x 8.00	HSS-E	DIN 2174
				.393	3.937	1.535	.787			

Parametrelerle ilgili açıklamalar için, bkz sayfa (Ref 1) ve (Ref 2)



300



248



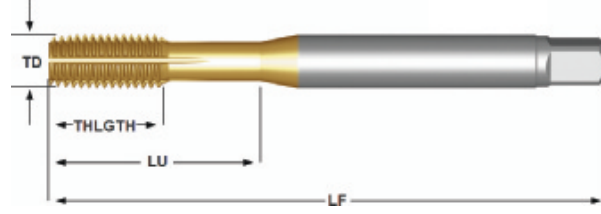
276

CoroTap™ 400

E308

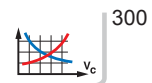
THFT
THCHT
ULDR (xTD)
KAPLAMA

M
C
3.5
TiN



TDZ	TP	TCTR	Sipariş kodu	Ölçüler, mm, (inç)						
				TD	LF	LU	THLGTH	CZC_MS	ALT KATMAN	BSG
M3	0.50	6HX	E308M3	3.00	56.00	18.00	9.00	3.50 x 2.70	HSS-E	DIN 2174
				.118	2.204	.708	.354			
M4	0.70	6HX	E308M4	4.00	63.00	21.00	12.00	4.50 x 3.40	HSS-E	DIN 2174
				.157	2.480	.826	.472			
M5	0.80	6HX	E308M5	5.00	70.00	25.00	13.00	6.00 x 4.90	HSS-E	DIN 2174
				.196	2.755	.984	.512			
M6	1.00	6HX	E308M6	6.00	80.00	30.00	15.00	6.00 x 4.90	HSS-E	DIN 2174
				.236	3.149	1.181	.591			
M7	1.00	6HX	E308M7	7.00	80.00	30.00	15.00	7.00 x 5.50	HSS-E	DIN 2174
				.275	3.149	1.181	.591			
M8	1.25	6HX	E308M8	8.00	90.00	35.00	18.00	8.00 x 6.20	HSS-E	DIN 2174
				.314	3.543	1.377	.709			
M10	1.50	6HX	E308M10	10.00	100.00	39.00	20.00	10.00 x 8.00	HSS-E	DIN 2174
				.393	3.937	1.535	.787			
M12	1.75	6HX	E308M12	12.00	110.00	83.00	23.00	9.00 x 7.00	HSS-E	DIN 2174
				.472	4.330	3.267	.906			
M14	2.00	6HX	E308M14	14.00	110.00	81.00	25.00	11.00 x 9.00	HSS-E	DIN 2174
				.551	4.330	3.188	.984			
M16	2.00	6HX	E308M16	16.00	110.00	68.00	25.00	12.00 x 9.00	HSS-E	DIN 2174
				.629	4.330	2.677	.984			
M20	2.50	6HX	E308M20	20.00	140.00	95.00	30.00	16.00 x 12.00	HSS-E	DIN 2174
				.787	5.511	3.740	1.181			
M24	3.00	6HX	E308M24	24.00	160.00	113.00	36.00	18.00 x 14.50	HSS-E	DIN 2174
				.944	6.299	4.448	1.417			

Parametrelerle ilgili açıklamalar için, bkz sayfa (Ref 1) ve (Ref 2)

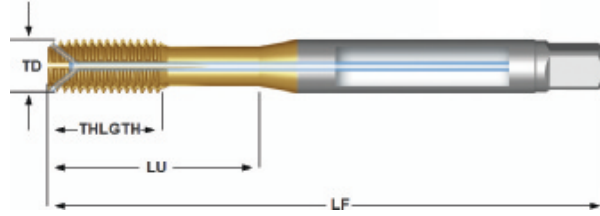


CoroTap™ 400

E315

THFT
THCHT
ULDR (xTD)
KAPLAMA

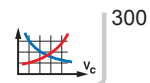
M
C
3.5
TiN



P M N S

			Ölçüler, mm, (inç)							
TDZ	TP	TCTR	Sipariş kodu	TD	LF	LU	THLGTH	CZC_MS	ALT KATMAN	BSG
M5	0.80	6HX	E315M5	5.00 .196	70.00 2.755	21.00 .826	13.00 .512	6.00 x 4.90	HSS-E	DIN 2174
M6	1.00	6HX	E315M6	6.00 .236	80.00 3.149	26.00 1.023	15.00 .591	6.00 x 4.90	HSS-E	DIN 2174
M8	1.25	6HX	E315M8	8.00 .314	90.00 3.543	30.00 1.181	18.00 .709	8.00 x 6.20	HSS-E	DIN 2174
M10	1.50	6HX	E315M10	10.00 .393	100.00 3.937	33.00 1.299	20.00 .787	10.00 x 8.00	HSS-E	DIN 2174
M12	1.75	6HX	E315M12	12.00 .472	110.00 4.330	83.00 3.267	23.00 .906	9.00 x 7.00	HSS-E	DIN 2174

Parametrelerle ilgili açıklamalar için, bkz sayfa (Ref 1) ve (Ref 2)

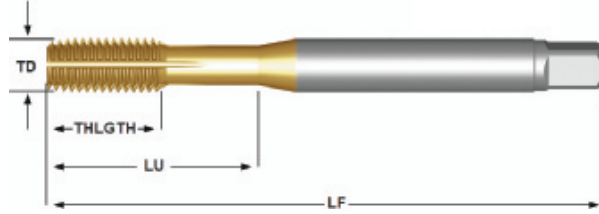


CoroTap™ 400

E890

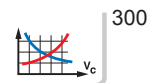
THFT
THCMT
ULDR (xTD)
KAPLAMA

M
C
3.0
TiN



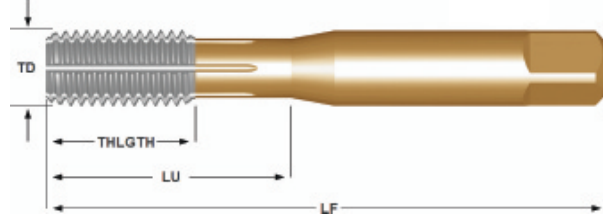
TDZ	TP	TCTR	Sipariş kodu	Ölçüler, mm, (inç)						
				TD	LF	LU	THLGTH	CZC_MS	ALT KATMAN	BSG
M3	0.50	6H	E890M3	3.00	56.00	18.81	18.81	0.141 x 0.110	HSS-PM	DIN/ANSI
				.118	2.204	.740	.740			
M4	0.70	6H	E890M4	4.00	63.00	16.58	16.51	0.168 x 0.131	HSS-PM	DIN/ANSI
				.157	2.480	.652	.650			
M5	0.80	6H	E890M5	5.00	70.00	21.42	19.30	0.194 x 0.152	HSS-PM	DIN/ANSI
				.196	2.755	.843	.760			
M6	1.00	6H	E890M6	6.00	80.00	25.59	15.01	0.255 x 0.191	HSS-PM	DIN/ANSI
				.236	3.149	1.007	.591			
M8	1.25	6H	E890M8	8.00	90.00	30.20	18.01	0.318 x 0.238	HSS-PM	DIN/ANSI
				.314	3.543	1.189	.709			
M10	1.50	6H	E890M10	10.00	100.00	32.80	19.99	0.381 x 0.286	HSS-PM	DIN/ANSI
				.393	3.937	1.291	.787			
M12	1.75	6H	E890M12	12.00	110.00	87.00	23.01	0.367 x 0.275	HSS-PM	DIN/ANSI
				.472	4.330	3.425	.906			
M16	2.00	6H	E890M16	16.00	110.00	72.00	23.01	0.480 x 0.360	HSS-PM	DIN/ANSI
				.629	4.330	2.834	.906			
M18	2.50	6H	E890M18	18.00	125.00	87.00	30.00	0.542 x 0.406	HSS-PM	DIN/ANSI
				.708	4.921	3.425	1.181			
M20	2.50	6H	E890M20	20.00	140.00	102.00	35.99	0.652 x 0.489	HSS-PM	DIN/ANSI
				.787	5.511	4.015	1.417			

Parametrelerle ilgili açıklamalar için, bkz sayfa (Ref 1) ve (Ref 2)



CoroTap™ 400

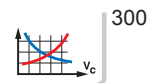
E094

THFT
THCHT
ULDR (xTD)M
C
2.5

P N

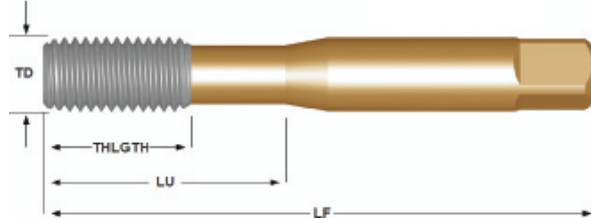
				Ölçüler, mm, (inç)						
TDZ	TP	TCTR	Sipariş kodu	TD	LF	LU	THLGTH	CZC_MS	ALT KATMAN	BSG
M3	0.50	6HX	E094M3	3.00 .118	50.80 2.000	18.81 .740	20.00 .787	0.141 x 0.110	HSS-PM	ANSI
M4	0.70	6HX	E094M4	4.00 .157	53.98 2.125	16.58 .652	7.90 .311	0.168 x 0.131	HSS-PM	ANSI
M5	0.80	6HX	E094M5	5.00 .196	60.32 2.375	21.42 .843	12.70 .500	0.194 x 0.152	HSS-PM	ANSI
M6	1.00	6HX	E094M6	6.00 .236	63.50 2.500	25.59 1.007	15.30 .602	0.255 x 0.191	HSS-PM	ANSI
M8	1.25	6HX	E094M8	8.00 .314	69.06 2.718	30.20 1.189	18.20 .717	0.318 x 0.238	HSS-PM	ANSI
M10	1.50	6HX	E094M10	10.00 .393	74.61 2.937	32.80 1.291	19.10 .752	0.381 x 0.286	HSS-PM	ANSI

Parametrelerle ilgili açıklamalar için, bkz sayfa (Ref 1) ve (Ref 2)



CoroTap™ 400

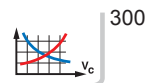
E090

THFT
THCHT
ULDR (xTD)M
C
2.5

P N

			Ölçüler, mm, (inç)							
TDZ	TP	TCTR	Sipariş kodu	TD	LF	LU	THLGTH	CZC_MS	ALT KATMAN	BSG
M2	0.40	6HX	E090M2	2.00 .078	41.00 1.614	8.00 .314	8.00 .315	2.50 x 2.00	HSS-E	ISO 529
M2.5	0.45	6HX	E090M2.5	2.50 .098	44.50 1.751	9.50 .374	9.50 .374	2.80 x 2.24	HSS-E	ISO 529
M3	0.50	6HX	E090M3	3.00 .118	48.00 1.889	12.50 .492	12.50 .492	3.15 x 2.50	HSS-PM	ISO 529
M3.5	0.60	6HX	E090M3.5	3.50 .137	50.00 1.968	16.50 .649	16.50 .650	3.55 x 2.80	HSS-PM	ISO 529
M4	0.70	6HX	E090M4	4.00 .157	53.00 2.086	17.00 .669	17.00 .669	4.00 x 3.15	HSS-PM	ISO 529
M5	0.80	6HX	E090M5	5.00 .196	58.00 2.283	21.50 .846	11.00 .433	5.00 x 4.00	HSS-PM	ISO 529
M6	1.00	6HX	E090M6	6.00 .236	66.00 2.598	26.00 1.023	13.00 .512	6.30 x 5.00	HSS-PM	ISO 529
M8	1.25	6HX	E090M8	8.00 .314	72.00 2.834	29.40 1.157	16.00 .630	8.00 x 6.30	HSS-PM	ISO 529
M10	1.50	6HX	E090M10	10.00 .393	80.00 3.149	33.50 1.318	18.00 .709	10.00 x 8.00	HSS-PM	ISO 529
M12	1.75	6HX	E090M12	12.00 .472	89.00 3.503	62.00 2.440	22.00 .866	9.00 x 7.10	HSS-PM	ISO 529
M16	2.00	6HX	E090M16	16.00 .629	102.00 4.015	59.00 2.322	24.00 .945	12.50 x 10.00	HSS-PM	ISO 529

Parametrelerle ilgili açıklamalar için, bkz sayfa (Ref 1) ve (Ref 2)




CoroTap™ 400

E091

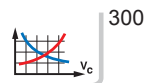
THFT
THCHT
ULDR (xTD)
KAPLAMA

M
C
2.5
TiN



TDZ	TP	TCTR	Sipariş kodu	Ölçüler, mm, (inç)						
				TD	LF	LU	THLGTH	CZC_MS	ALT KATMAN	BSG
M2	0.40	6HX	E091M2	2.00 .078	41.00 1.614	8.00 .314	8.00 .315	2.50 x 2.00	HSS-E	ISO 529
M2.5	0.45	6HX	E091M2.5	2.50 .098	44.50 1.751	9.50 .374	9.50 .374	2.80 x 2.24	HSS-E	ISO 529
M3	0.50	6HX	E091M3	3.00 .118	48.00 1.889	12.50 .492	12.50 .492	3.15 x 2.50	HSS-PM	ISO 529
M3.5	0.60	6HX	E091M3.5	3.50 .137	50.00 1.968	16.50 .649	16.50 .650	3.55 x 2.80	HSS-PM	ISO 529
M4	0.70	6HX	E091M4	4.00 .157	53.00 2.086	17.00 .669	17.00 .669	4.00 x 3.15	HSS-PM	ISO 529
M5	0.80	6HX	E091M5	5.00 .196	58.00 2.283	21.50 .846	11.00 .433	5.00 x 4.00	HSS-PM	ISO 529
M6	1.00	6HX	E091M6	6.00 .236	66.00 2.598	26.00 1.023	13.00 .512	6.30 x 5.00	HSS-PM	ISO 529
M8	1.25	6HX	E091M8	8.00 .314	72.00 2.834	29.40 1.157	16.00 .630	8.00 x 6.30	HSS-PM	ISO 529
M10	1.50	6HX	E091M10	10.00 .393	80.00 3.149	33.50 1.318	18.00 .709	10.00 x 8.00	HSS-PM	ISO 529
M12	1.75	6HX	E091M12	12.00 .472	89.00 3.503	62.00 2.440	22.00 .866	9.00 x 7.10	HSS-PM	ISO 529
M16	2.00	6HX	E091M16	16.00 .629	102.00 4.015	59.00 2.322	24.00 .945	12.50 x 10.00	HSS-PM	ISO 529

Parametrelerle ilgili açıklamalar için, bkz sayfa (Ref 1) ve (Ref 2)

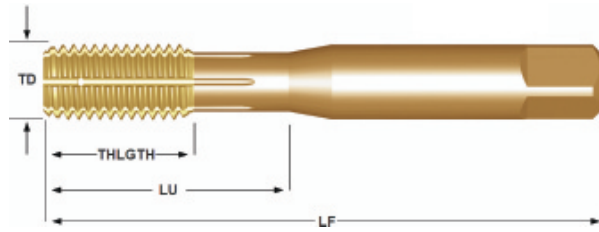


CoroTap™ 400

E096

THFT
THCHT
ULDR (xTD)
KAPLAMA

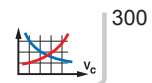
M
C
2.5
TiN



P M N S

TDZ	TP	TCTR	Sipariş kodu	Ölçüler, mm, (inç)						
				TD	LF	LU	THLGTH	CZC_MS	ALT KATMAN	BSG
M3	0.50	6HX	E096M3	3.00 .118	48.00 1.889	12.50 .492	12.50 .492	3.15 x 2.50	HSS-PM	ISO 529
M4	0.70	6HX	E096M4	4.00 .157	53.00 2.086	26.00 1.023	17.00 .669	4.00 x 3.15	HSS-PM	ISO 529
M5	0.80	6HX	E096M5	5.00 .196	58.00 2.283	18.00 .708	11.00 .433	5.00 x 4.00	HSS-PM	ISO 529
M6	1.00	6HX	E096M6	6.00 .236	66.00 2.598	22.00 .866	13.00 .512	6.30 x 5.00	HSS-PM	ISO 529
M8	1.25	6HX	E096M8	8.00 .314	72.00 2.834	25.00 .984	16.00 .630	8.00 x 6.30	HSS-PM	ISO 529
M10	1.50	6HX	E096M10	10.00 .393	80.00 3.149	29.00 1.141	18.00 .709	10.00 x 8.00	HSS-PM	ISO 529
M12	1.75	6HX	E096M12	12.00 .472	89.00 3.503	62.00 2.440	22.00 .866	9.00 x 7.10	HSS-PM	ISO 529
M16	2.00	6HX	E096M16	16.00 .629	102.00 4.015	59.00 2.322	24.00 .945	12.50 x 10.00	HSS-PM	ISO 529

Parametrelerle ilgili açıklamalar için, bkz sayfa (Ref 1) ve (Ref 2)

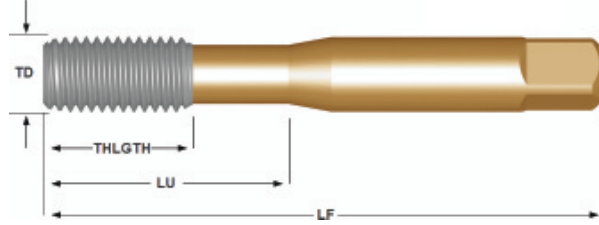


CoroTap™ 400

E097

THFT
THCHT
ULDR (xTD)
KAPLAMA

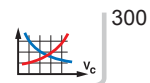
M
C
2.5
CrN



P M N S

			Ölçüler, mm, (inç)							
TDZ	TP	TCTR	Sipariş kodu	TD	LF	LU	THLGTH	CZC_MS	ALT KATMAN	BSG
M2	0.40	6HX	E097M2	2.00 .078	41.00 1.614	8.00 .314	8.00 .315	2.50 x 2.00	HSS-E	ISO 529
M2.5	0.45	6HX	E097M2.5	2.50 .098	44.50 1.751	9.50 .374	9.50 .374	2.80 x 2.24	HSS-E	ISO 529
M3	0.50	6HX	E097M3	3.00 .118	48.00 1.889	12.50 .492	12.50 .492	3.15 x 2.50	HSS-PM	ISO 529
M4	0.70	6HX	E097M4	4.00 .157	53.00 2.086	17.00 .669	17.00 .669	4.00 x 3.15	HSS-PM	ISO 529
M5	0.80	6HX	E097M5	5.00 .196	58.00 2.283	21.50 .846	11.00 .433	5.00 x 4.00	HSS-PM	ISO 529
M6	1.00	6HX	E097M6	6.00 .236	66.00 2.598	26.00 1.023	13.00 .512	6.30 x 5.00	HSS-PM	ISO 529
M8	1.25	6HX	E097M8	8.00 .314	72.00 2.834	29.40 1.157	16.00 .630	8.00 x 6.30	HSS-PM	ISO 529
M10	1.50	6HX	E097M10	10.00 .393	80.00 3.149	33.50 1.318	18.00 .709	10.00 x 8.00	HSS-PM	ISO 529
M12	1.75	6HX	E097M12	12.00 .472	89.00 3.503	62.00 2.440	22.00 .866	9.00 x 7.10	HSS-PM	ISO 529
M16	2.00	6HX	E097M16	16.00 .629	102.00 4.015	59.00 2.322	24.00 .945	12.50 x 10.00	HSS-PM	ISO 529

Parametrelerle ilgili açıklamalar için, bkz sayfa (Ref 1) ve (Ref 2)

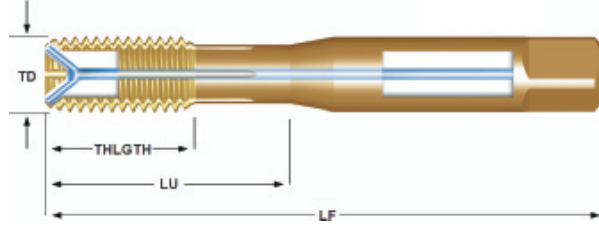


CoroTap™ 400

E099

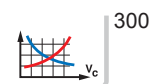
THFT
THCMT
ULDR (xTD)
KAPLAMA

M
C
3.0
TiN



			Ölçüler, mm, (inç)								
TDZ	TP	TCTR	Sipariş kodu	TD	LF	LU	THLGTH	CZC_MS	ALT KATMAN	BSG	
M4	0.70	6HX	E099M4	4.00	53.00	14.00	17.00	4.00 x 3.15	HSS-PM	ISO 529	
				.157	2.086	.551	.669				
M5	0.80	6HX	E099M5	5.00	58.00	22.00	11.00	5.00 x 4.00	HSS-PM	ISO 529	
				.196	2.283	.866	.433				
M6	1.00	6HX	E099M6	6.00	66.00	26.00	13.00	6.30 x 5.00	HSS-PM	ISO 529	
				.236	2.598	1.023	.512				
M8	1.25	6HX	E099M8	8.00	72.00	29.00	16.00	8.00 x 6.30	HSS-PM	ISO 529	
				.314	2.834	1.141	.630				
M10	1.50	6HX	E099M10	10.00	80.00	34.00	18.00	10.00 x 8.00	HSS-PM	ISO 529	
				.393	3.149	1.338	.709				
M12	1.75	6HX	E099M12	12.00	89.00	62.00	22.00	9.00 x 7.10	HSS-PM	ISO 529	
				.472	3.503	2.440	.866				
M16	2.00	6HX	E099M16	16.00	102.00	59.00	24.00	12.50 x 10.00	HSS-PM	ISO 529	
				.629	4.015	2.322	.945				

Parametrelerle ilgili açıklamalar için, bkz sayfa (Ref 1) ve (Ref 2)

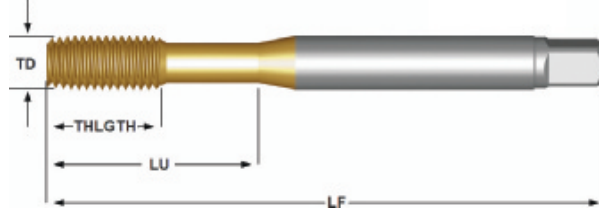


CoroTap™ 400

E317

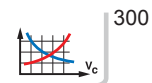
THFT
THCHT
ULDR (xTD)
KAPLAMA

MF
C
3.0
TiN



			Ölçüler, mm, (inç)							
TDZ	TP	TCTR	Sipariş kodu	TD	LF	LU	THLGTH	CZC_MS	ALT KATMAN	BSG
MF 5x0.5	0.50	6HX	E317M5X0.5	5.00	70.00	25.00	13.00	6.00 x 4.90	HSS-E	DIN 2174
				.196	2.755	.984	.512			
MF 6x0.75	0.75	6HX	E317M6X0.75	6.00	80.00	30.00	15.00	6.00 x 4.90	HSS-E	DIN 2174
				.236	3.149	1.181	.591			
MF 7x0.75	0.75	6HX	E317M7X0.75	7.00	80.00	30.00	15.00	7.00 x 5.50	HSS-E	DIN 2174
				.275	3.149	1.181	.591			
MF 8x0.75	0.75	6HX	E317M8X.75	8.00	80.00	57.00	18.00	7.00 x 5.50	HSS-E	DIN 2174
				.314	3.149	2.244	.709			
MF 8x1.0	1.00	6HX	E317M8X1	8.00	90.00	67.00	18.00	8.00 x 6.20	HSS-E	DIN 2174
				.314	3.543	2.637	.709			
MF 10x1.0	1.00	6HX	E317M10X1	10.00	100.00	75.00	20.00	10.00 x 8.00	HSS-E	DIN 2174
				.393	3.937	2.952	.787			
MF 10x1.25	1.25	6HX	E317M10X1.25	10.00	100.00	75.00	20.00	10.00 x 8.00	HSS-E	DIN 2174
				.393	3.937	2.952	.787			
MF 12x1.0	1.00	6HX	E317M12X1	12.00	100.00	73.00	23.00	9.00 x 7.00	HSS-E	DIN 2174
				.472	3.937	2.874	.906			
MF 12x1.25	1.25	6HX	E317M12X1.25	12.00	100.00	73.00	23.00	9.00 x 7.00	HSS-E	DIN 2174
				.472	3.937	2.874	.906			
MF 12x1.5	1.50	6HX	E317M12X1.5	12.00	100.00	73.00	23.00	9.00 x 7.00	HSS-E	DIN 2174
				.472	3.937	2.874	.906			
MF 14x1.0	1.00	6HX	E317M14X1	14.00	100.00	71.00	21.00	11.00 x 9.00	HSS-E	DIN 2174
				.551	3.937	2.795	.827			
MF 14x1.25	1.25	6HX	E317M14X1.25	14.00	100.00	71.00	21.00	11.00 x 9.00	HSS-E	DIN 2174
				.551	3.937	2.795	.827			
MF 14x1.5	1.50	6HX	E317M14X1.5	14.00	100.00	71.00	21.00	11.00 x 9.00	HSS-E	DIN 2174
				.551	3.937	2.795	.827			
MF 16x1.5	1.50	6HX	E317M16X1.5	16.00	100.00	58.00	21.00	12.00 x 9.00	HSS-E	DIN 2174
				.629	3.937	2.283	.827			

Parametrelerle ilgili açıklamalar için, bkz sayfa (Ref 1) ve (Ref 2)

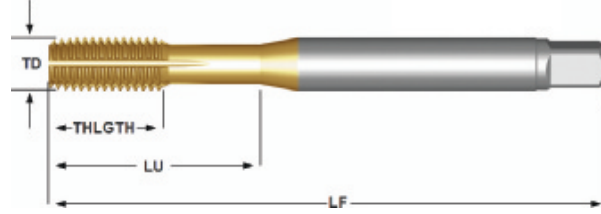


CoroTap™ 400

E891

THFT
THCMT
ULDR (xTD)
KAPLAMA

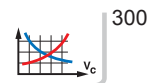
MF
C
3.0
TiN



P M N S

			Ölçüler, mm, (inç)							
TDZ	TP	TCTR	Sipariş kodu	TD	LF	LU	THLGTH	CZC_MS	ALT KATMAN	BSG
MF 10x1.25	1.25	6H	E891M10X1.25	10.00	100.00	36.61	19.99	0.381 x 0.286	HSS-PM	DIN/ANSI
				.393	3.937	1.441	.787			
MF 12x1.5	1.50	6H	E891M12X1.5	12.00	110.00	87.00	23.01	0.367 x 0.275	HSS-PM	DIN/ANSI
				.472	4.330	3.425	.906			

Parametrelerle ilgili açıklamalar için, bkz sayfa (Ref 1) ve (Ref 2)




CoroTap™ 400

E892

THFT
THCHT
ULDR (xTD)
KAPLAMA

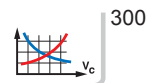
UNC
C
3.0
TiN



P M N S

TDZ	TCTR	Sipariş kodu	Ölçüler, mm, (inç)						
			TD	LF	LU	THLGTH	CZC_MS	ALT KATMAN	BSG
UNC # 4-40	2B	E8924-40	2.84	56.00	15.47	11.00	0.141 x 0.110	HSS-PM	DIN/ANSI
			.112	2.204	.609	.433			
UNC # 6-32	2B	E8926-32	3.51	56.00	15.08	12.95	0.141 x 0.110	HSS-PM	DIN/ANSI
			.137	2.204	.593	.510			
UNC # 8-32	2B	E8928-32	4.17	63.00	16.58	16.51	0.168 x 0.131	HSS-PM	DIN/ANSI
			.164	2.480	.652	.650			
UNC # 10-24	2B	E89210-24	4.83	70.00	21.42	19.30	0.194 x 0.152	HSS-PM	DIN/ANSI
			.190	2.755	.843	.760			
UNC # 12-24	2B	E89212-24	5.49	80.00	25.55	15.01	0.220 x 0.165	HSS-PM	DIN/ANSI
			.215	3.149	1.005	.591			
UNC 1/4-20	2B	E8921/4	6.35	80.00	25.59	15.01	0.255 x 0.191	HSS-PM	DIN/ANSI
			.250	3.149	1.007	.591			
UNC 5/16-18	2B	E8925/16	7.94	90.00	30.20	18.01	0.318 x 0.238	HSS-PM	DIN/ANSI
			.312	3.543	1.189	.709			
UNC 3/8-16	2B	E8923/8	9.52	100.00	32.80	19.99	0.381 x 0.286	HSS-PM	DIN/ANSI
			.375	3.937	1.291	.787			
UNC 7/16-14	2B	E8927/16	11.11	100.00	72.60	19.99	0.323 x 0.242	HSS-PM	DIN/ANSI
			.437	3.937	2.858	.787			
UNC 1/2-13	2B	E8921/2	12.70	110.00	81.80	23.01	0.367 x 0.275	HSS-PM	DIN/ANSI
			.500	4.330	3.220	.906			
UNC 5/8-11	2B	E8925/8	15.88	110.00	65.80	23.01	0.480 x 0.360	HSS-PM	DIN/ANSI
			.625	4.330	2.590	.906			
UNC 3/4-10	2B	E8923/4	19.05	125.00	77.50	30.00	0.590 x 0.442	HSS-PM	DIN/ANSI
			.750	4.921	3.051	1.181			
UNC 7/8-9	2B	E8927/8-9	22.22	140.00	90.90	34.00	0.697 x 0.523	HSS-PM	DIN/ANSI
			.875	5.511	3.578	1.338			
UNC 1"-8	2B	E8921	25.40	160.00	95.40	38.00	0.800 x 0.600	HSS-PM	DIN/ANSI
			1.000	6.299	3.755	1.496			

Parametrelerle ilgili açıklamalar için, bkz sayfa (Ref 1) ve (Ref 2)

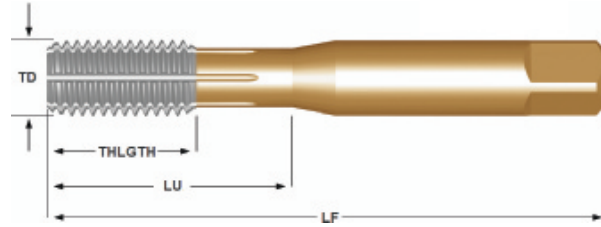


CoroTap™ 400

E064

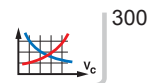
THFT
THCMT
ULDR (xTD)

UNC
C
2.5



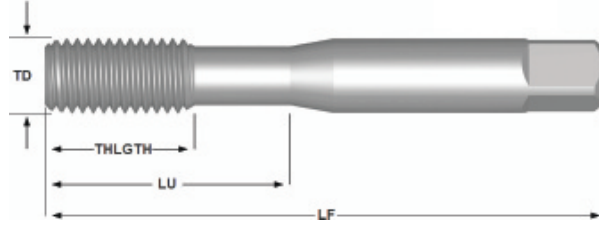
		Ölçüler, mm, (inç)								
TDZ	TCTR	Sipariş kodu	TD	LF	LU	THLGTH	CZC_MS	ALT KATMAN	BSG	
UNC # 4-40	2B	E0644-40	2.84 .112	47.62 1.875	15.47 .609	16.50 .650	0.141 x 0.110	HSS-PM	ANSI	
UNC # 6-32	2B	E0646-32	3.51 .137	50.80 2.000	15.08 .593	7.90 .311	0.141 x 0.110	HSS-PM	ANSI	
UNC # 8-32	2B	E0648-32	4.17 .164	53.98 2.125	16.58 .652	7.90 .311	0.168 x 0.131	HSS-PM	ANSI	
UNC # 10-24	2B	E06410-24	4.83 .190	60.32 2.375	21.42 .843	12.70 .500	0.194 x 0.152	HSS-PM	ANSI	
UNC # 12-24	2B	E06412-24	5.49 .215	60.32 2.375	22.47 .884	12.70 .500	0.220 x 0.165	HSS-PM	ANSI	
UNC 1/4-20	2B	E0641/4	6.35 .250	63.50 2.500	25.59 1.007	15.30 .602	0.255 x 0.191	HSS-PM	ANSI	
UNC 5/16-18	2B	E0645/16	7.94 .312	69.06 2.718	30.20 1.189	18.20 .717	0.318 x 0.238	HSS-PM	ANSI	
UNC 3/8-16	2B	E0643/8	9.52 .375	74.61 2.937	32.80 1.291	19.10 .752	0.381 x 0.286	HSS-PM	ANSI	

Parametrelerle ilgili açıklamalar için, bkz sayfa (Ref 1) ve (Ref 2)



CoroTap™ 400

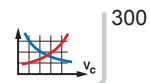
E523

THFT
THCHT
ULDR (xTD)UNC
C
2.5

P N

		Ölçüler, mm, (inç)							
TDZ	TCTR	Sipariş kodu	TD	LF	LU	THLGTH	CZC_MS	ALT KATMAN	BSG
UNC # 4-40	2BX	E5234-40BRIGHT	2.84 .112	48.00 1.889	12.50 .492	17.00 .669	3.15 x 2.50	HSS	ISO 529
UNC # 6-32	2BX	E5236-32BRIGHT	3.51 .137	50.00 1.968	15.00 .590	19.30 .760	3.55 x 2.80	HSS	ISO 529
UNC # 8-32	2BX	E5238-32BRIGHT	4.17 .164	53.00 2.086	18.00 .708	9.50 .374	4.50 x 3.55	HSS	ISO 529
UNC # 10-24	2BX	E52310-24BRIGHT	4.83 .190	58.00 2.283	20.00 .787	11.20 .441	5.00 x 4.00	HSS	ISO 529
UNC 1/4-20	2BX	E5231/4BRIGHT	6.35 .250	66.00 2.598	26.00 1.023	13.20 .520	6.30 x 5.00	HSS	ISO 529
UNC 5/16-18	2BX	E5235/16BRIGHT	7.94 .312	72.00 2.834	29.00 1.141	16.30 .642	8.00 x 6.30	HSS	ISO 529
UNC 3/8-16	2BX	E5233/8BRIGHT	9.52 .375	80.00 3.149	32.00 1.259	18.10 .713	10.00 x 8.00	HSS	ISO 529

Parametrelerle ilgili açıklamalar için, bkz sayfa (Ref 1) ve (Ref 2)

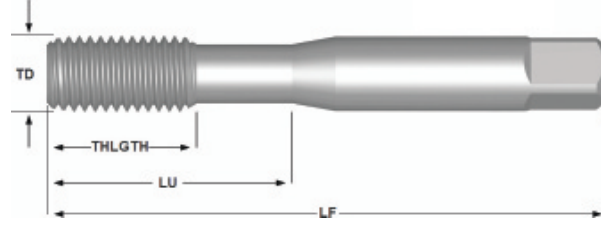


CoroTap™ 400

E596

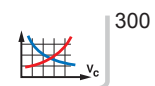
THFT
THCHT
ULDR (xTD)
KAPLAMA

UNC
C
2.5
CrN



TDZ	TCTR	Sipariş kodu	Ölçüler, mm, (inç)						
			TD	LF	LU	THLGTH	CZC_MS	ALT KATMAN	BSG
UNC # 4-40	2BX	E5964-40	2.84 .112	48.00 1.889	12.50 .492	17.00 .669	3.15 x 2.50	HSS	ISO 529
UNC # 6-32	2BX	E5966-32	3.51 .137	50.00 1.968	15.00 .590	19.30 .760	3.55 x 2.80	HSS	ISO 529
UNC # 8-32	2BX	E5968-32	4.17 .164	53.00 2.086	18.00 .708	9.50 .374	4.50 x 3.55	HSS	ISO 529
UNC # 10-24	2BX	E59610-24	4.83 .190	58.00 2.283	20.00 .787	11.20 .441	5.00 x 4.00	HSS	ISO 529
UNC 1/4-20	2BX	E5961/4	6.35 .250	66.00 2.598	26.00 1.023	13.20 .520	6.30 x 5.00	HSS	ISO 529
UNC 5/16-18	2BX	E5965/16	7.94 .312	72.00 2.834	29.00 1.141	16.30 .642	8.00 x 6.30	HSS	ISO 529
UNC 3/8-16	2BX	E5963/8	9.52 .375	80.00 3.149	32.00 1.259	18.10 .713	10.00 x 8.00	HSS	ISO 529

Parametrelerle ilgili açıklamalar için, bkz sayfa (Ref 1) ve (Ref 2)

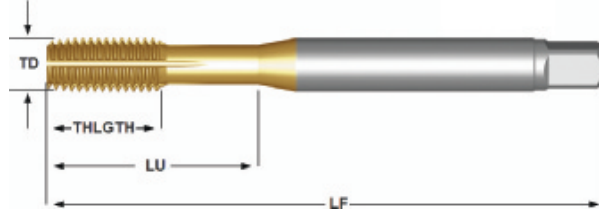


CoroTap™ 400

E893

THFT
THCHT
ULDR (xTD)
KAPLAMA

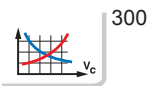
UNF
C
3.0
TiN



P M N S

		Ölçüler, mm, (inç)							
TDZ	TCTR	Sipariş kodu	TD	LF	LU	THLGTH	CZC_MS	ALT KATMAN	BSG
UNF # 10-32	2B	E89310-32	4.83 .190	70.00 2.755	21.42 .843	19.30 .760	0.194 x 0.152	HSS-PM	DIN/ANSI
UNF 1/4-28	2B	E8931/4	6.35 .250	80.00 3.149	25.59 1.007	15.01 .591	0.255 x 0.191	HSS-PM	DIN/ANSI
UNF 5/16-24	2B	E8935/16	7.94 .312	90.00 3.543	30.20 1.189	18.01 .709	0.318 x 0.238	HSS-PM	DIN/ANSI
UNF 3/8-24	2B	E8933/8	9.52 .375	100.00 3.937	32.80 1.291	19.99 .787	0.381 x 0.286	HSS-PM	DIN/ANSI
UNF 7/16-20	2B	E8937/16	11.11 .437	100.00 3.937	72.60 2.858	19.99 .787	0.323 x 0.242	HSS-PM	DIN/ANSI
UNF 1/2-20	2B	E8931/2	12.70 .500	110.00 4.330	81.80 3.220	23.01 .906	0.367 x 0.275	HSS-PM	DIN/ANSI
UNF 5/8-18	2B	E8935/8	15.88 .625	110.00 4.330	65.80 2.590	23.01 .906	0.480 x 0.360	HSS-PM	DIN/ANSI
UNF 3/4-16	2B	E8933/4	19.05 .750	125.00 4.921	77.50 3.051	30.00 1.181	0.590 x 0.442	HSS-PM	DIN/ANSI
UNF 1"-12	2B	E8931	25.40 1.000	160.00 6.299	95.40 3.755	35.99 1.417	0.800 x 0.600	HSS-PM	DIN/ANSI

Parametrelerle ilgili açıklamalar için, bkz sayfa (Ref 1) ve (Ref 2)

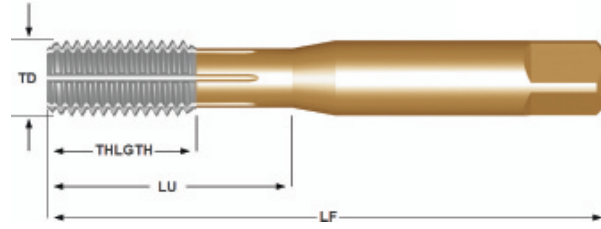


CoroTap™ 400

E074

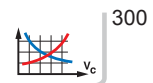
THFT
THCMT
ULDR (xTD)

UNF
C
2.5



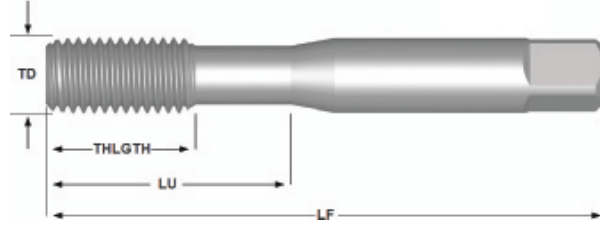
		Ölçüler, mm, (inç)								
TDZ	TCTR	Sipariş kodu	TD	LF	LU	THLGTH	CZC_MS	ALT KATMAN	BSG	
UNF # 10-32	2B	E07410-32	4.83 .190	60.32 2.375	21.42 .843	12.70 .500	0.194 x 0.152	HSS-PM	ANSI	
UNF 1/4-28	2B	E0741/4	6.35 .250	63.50 2.500	25.59 1.007	15.30 .602	0.255 x 0.191	HSS-PM	ANSI	
UNF 5/16-24	2B	E0745/16	7.94 .312	69.06 2.718	30.20 1.189	18.20 .717	0.318 x 0.238	HSS-PM	ANSI	
UNF 3/8-24	2B	E0743/8	9.52 .375	74.61 2.937	32.80 1.291	19.10 .752	0.381 x 0.286	HSS-PM	ANSI	

Parametrelerle ilgili açıklamalar için, bkz sayfa (Ref 1) ve (Ref 2)



CoroTap™ 400

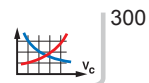
E530

THFT
THCHT
ULDR (xTD)UNF
C
2.5

P N

		Ölçüler, mm, (inç)							
TDZ	TCTR	Sipariş kodu	TD	LF	LU	THLGTH	CZC_MS	ALT KATMAN	BSG
UNF # 10-32	2BX	E53010-32BRIGHT	4.83 .190	58.00 2.283	20.00 .787	11.20 .441	5.00 x 4.00	HSS	ISO 529
UNF 1/4-28	2BX	E5301/4BRIGHT	6.35 .250	66.00 2.598	26.00 1.023	13.20 .520	6.30 x 5.00	HSS	ISO 529
UNF 5/16-24	2BX	E5305/16BRIGHT	7.94 .312	72.00 2.834	29.00 1.141	16.30 .642	8.00 x 6.30	HSS	ISO 529
UNF 3/8-24	2BX	E5303/8BRIGHT	9.52 .375	80.00 3.149	32.00 1.259	18.10 .713	10.00 x 8.00	HSS	ISO 529
UNF 7/16-20	2BX	E5307/16BRIGHT	11.11 .437	85.00 3.346	61.00 2.401	19.50 .768	8.00 x 6.30	HSS	ISO 529

Parametrelerle ilgili açıklamalar için, bkz sayfa (Ref 1) ve (Ref 2)

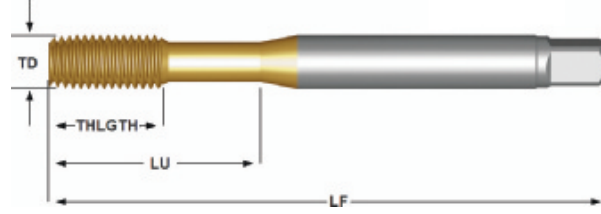


CoroTap™ 400

E323

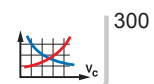
THFT
THCHT
ULDR (xTD)
KAPLAMA

EGM
C
3.0
TiN



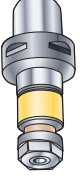
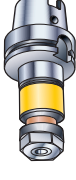


TDZ	TP	TCTR	Sipariş kodu	Ölçüler, mm, (inç)							
				TD	LF	LU	THLGTH	CZC_MS	ALT KATMAN	BSG	
EGM3.0	0.50	6HMOD	E323M3	3.65	63.00	21.00	12.00	4.50 x 3.40	HSS-E	DIN 40435	
				.143	2.480	.826	.472				
EGM4	0.70	6HMOD	E323M4	4.91	70.00	25.00	13.00	6.00 x 4.90	HSS-E	DIN 40435	
				.193	2.755	.984	.512				
EGM5	0.80	6HMOD	E323M5	6.04	80.00	30.00	15.00	6.00 x 4.90	HSS-E	DIN 40435	
				.237	3.149	1.181	.591				
EGM6	1.00	6HMOD	E323M6	7.30	90.00	35.00	18.00	8.00 x 6.20	HSS-E	DIN 40435	
				.287	3.543	1.377	.709				
EGM8	1.25	6HMOD	E323M8	9.62	100.00	39.00	20.00	10.00 x 8.00	HSS-E	DIN 40435	
				.378	3.937	1.535	.787				
EGM10	1.50	6HMOD	E323M10	11.95	100.00	73.00	21.00	9.00 x 7.00	HSS-E	DIN 40435	
				.470	3.937	2.874	.827				
EGM12	1.75	6HMOD	E323M12	14.27	110.00	81.00	25.00	11.00 x 9.00	HSS-E	DIN 40435	
				.561	4.330	3.188	.984				

Parametrelerle ilgili açıklamalar için, bkz sayfa (Ref 1) ve (Ref 2)



Kılavuz tutucu çeşitleri

SynchroFlex® ER kılavuz çekme aynası* - senkronize kılavuz çekme operasyonları için

<p>Coromant Capto®</p>  <p>Sayfa 250</p>	<p>Yekpare HSK tutucular</p>  <p>Sayfa 252</p>	<p>MAS-BT yekpare tutucu</p>  <p>Sayfa 253</p>	<p>Weldon saplı takımlar için tutucular</p>  <p>Sayfa 254</p>
---------------------------------------------------------------------------------------------------------------------------	---------------------------------------------------------------------------------------------------------------------------------	---------------------------------------------------------------------------------------------------------------------------------	------------------------------------------------------------------------------------------------------------------------------------------------

Kullanılan yer



ER kılavuz çekme pensleri, sayfa 257

Dahili soğutma sıvısı teminiyle kılavuz çekme için aşağıdakileri kullanın:

ER sızdırmazlık diskisi, sayfa 255

ER pens somunu, sayfa 256

Hızlı deęiřtirmeli kılavuz çekme aynası


<p>Coromant Capto®</p>  <p>Sayfa 259</p>	<p>Weldon saplı takımlar için tutucular</p>  <p>Sayfa 260</p>
----------------------------------------------------------------------------------------------------------------------------	-------------------------------------------------------------------------------------------------------------------------------------------------

Kullanılan yer

Sürtünmeli kavramaya sahip hızlı deęiřtirmeli kılavuz çekme adaptörleri, sayfa 261

Sürtünmeli kavrama bulunmayan hızlı deęiřtirmeli kılavuz çekme adaptörleri, sayfa 262

Hareketli lastikli pens adaptörü

<p>Coromant Capto®</p>  <p>Sayfa 263</p>

Kullanılan yer

Lastik pensler, sayfa 264

* SynchroFlex, Tapmatic Corp., USA'nın tescilli ticari markasıdır.

Takım kılavuzu ve seçimi

Her bir kılavuz çekme takımı için



SynchroFlex® ER kılavuz çekme aynası

- Senkronize kılavuz çekme döngüleriyle CNC takım tezgahları için ilk seçim
- Yüksek hacimli üretim ve yüksek hassasiyet için
- Mikro salgı telafisi ile rijid kılavuz tutucular
- Kare ER kılavuz çekme pensleri ile kullanım
- Kılavuz takım ömrü ile yüzey kalitesini geliştirir ve en yüksek işleme emniyetini sağlar

...İle kullanım:

- CoroTap - Özel malzemeler için optimize edilmiş
- CoroTap - Her işe uygunluk için optimize edilmiş

* SynchroFlex, Tapmatic Corp., USA'nın tescilli ticari markasıdır.



Hızlı değişmeli kılavuz çekme aynası

- Yukarıdakileri kapsamayan kılavuz çekme işlemleri için ilk seçim
- Her bakımdan daha düşük hacimli üretim için
- Hızlı değişim ile kolay kılavuz tutma
- İlerleme hatalarını elimine etmek için çekme ve basma

...İle kullanım:

- CoroTap - Her işe uygunluk için optimize edilmiş



Hareketli lastikli pens adaptörü

- Eski stil, genellikle küçük torna tezgahlarında kullanım
- Pensler geniş bir bağlama aralığına sahiptir

...İle kullanım:

- CoroTap - Her işe uygunluk için optimize edilmiş



ER-pens mandreni

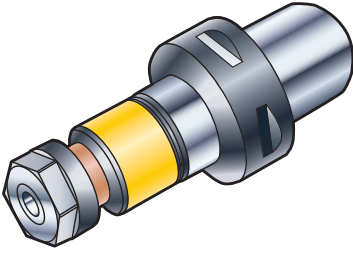
- Küçük partilerde üretim
- Kare ER kılavuz çekme pensleri ile kullanım
- Katı, telafi yok, sınırlı kılavuz takım ömrü

...İle kullanım:

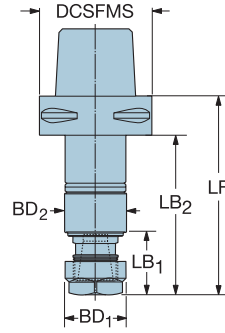
- CoroTap - Özel malzemeler için optimize edilmiş
- CoroTap - Her işe uygunluk için optimize edilmiş

SynchroFlex® ER kılavuz çekme aynası

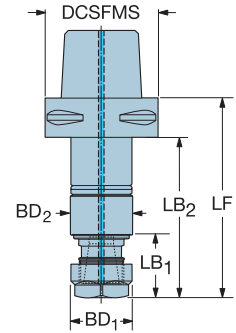
Coromant Capto®



Cx-391.62



Cx-391.63



Kılavuz aralığı						Ölçüler, mm, (inç)						
min.	maks	CZC_MS	CZC_WS	CNSC	Sipariş kodu	DCSFMS	LF	LB1	LB2	BD1	BD2	
M2	M5	C3	ER 11	1	C3-391.63-11 078	32.00	78.00	23.50	63.00	18.70	23.50	0.3
						1.260	3.071	.925	2.480	.736	.925	
M4	M12		ER 20	1	C3-391.63-20 105	32.00	105.00	40.50		34.00	35.00	0.6
						1.260	4.134	1.594		1.339	1.378	
M4	M12	C4	ER 20	0	C4-391.62-20 107	40.00	106.50	35.40	86.50	34.00	35.00	0.7
						1.575	4.193	1.394	3.406	1.339	1.378	
M8	M20		ER 25	0	C4-391.62-25 126	40.00	125.90	37.00	105.90	42.00	44.00	1.1
						1.575	4.957	1.457	4.169	1.654	1.732	
M2	M5		ER 11	1	C4-391.63-11 080	40.00	80.00	23.50	60.00	18.70	23.50	0.4
						1.575	3.150	.925	2.362	.736	.925	
M4	M12		ER 20	1	C4-391.63-20 112	40.00	111.60	40.50	91.60	34.00	35.00	0.7
						1.575	4.394	1.594	3.606	1.339	1.378	
M8	M20		ER 25	1	C4-391.63-25 131	40.00	131.10	42.20	111.10	42.00	44.00	1.1
						1.575	5.161	1.661	4.374	1.654	1.732	
M4	M12	C5	ER 20	0	C5-391.62-20 109	50.00	108.50	35.40	88.50	34.00	35.00	0.9
						1.968	4.272	1.394	3.484	1.339	1.378	
M8	M20		ER 25	0	C5-391.62-25 128	50.00	127.90	37.00	107.90	42.00	44.00	1.3
						1.968	5.035	1.457	4.248	1.654	1.732	
M16	M30		ER 40	0	C5-391.62-40 158	50.00	157.50	43.00	137.50	63.00	62.00	2.6
						1.968	6.201	1.693	5.413	2.480	2.441	
M4	M12		ER 20	1	C5-391.63-20 114	50.00	113.60	40.50	93.60	34.00	35.00	0.9
						1.968	4.472	1.594	3.685	1.339	1.378	
M8	M20		ER 25	1	C5-391.63-25 133	50.00	133.10	42.20	113.10	42.00	44.00	1.3
						1.968	5.240	1.661	4.453	1.654	1.732	
M16	M30		ER 40	1	C5-391.63-40 163	50.00	162.50	48.00	142.50	63.00	62.00	2.7
						1.968	6.398	1.890	5.610	2.480	2.441	

Parametrelerle ilgili açıklamalar için, bkz sayfa (Ref 1) ve sayfa 7.

Aksesuarlar

ER kılavuz çekme pensleri ve anahtarlar takımla birlikte verilmez, ayrıca sipariş edilmelidir. Bkz sayfa (Ref 1).

Çok Önemli!

Pens somununu sağlam sıkamak için iki anahtar kullanınız.

Ataçmanların sapını kavrayarak sıkma tavsiye edilmez.

Somunu aşırı sıkılmamaya özen gösterin, çünkü bu kılavuz tahrik elemanında hasara sebep olabilir.

ER kılavuz çekme pens somunları için tavsiye edilen somun sıkma tork değerleri

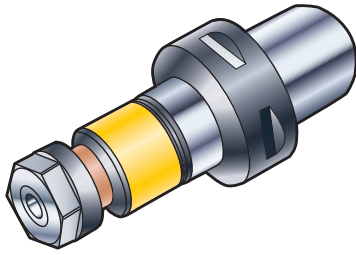
Tüm ER 11	30 Nm/22 ayak-libre
Tüm ER 20	100 Nm/73 ayak-libre
Tüm ER 25	130 Nm/95 ayak-libre
Tüm ER 40	220 Nm/160 ayak-libre



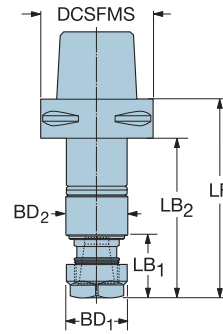
265

SynchroFlex® ER kılavuz çekme aynası

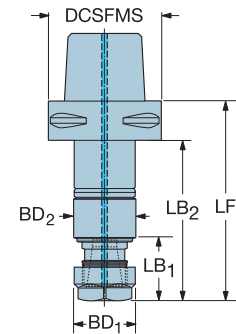
Coromant Capto®



Cx-391.62



Cx-391.63



Kılavuz aralığı					Sipariş kodu	Ölçüler, mm, (inç)							
	min.	maks	CZC_MS	CZC_WS		CNSC	DCSFMS	LF	LB1	LB2	BD1	BD2	kg
M4 M12			C6	ER 20	0	C6-391.62-20 113	63.00	112.50	35.40	90.50	34.00	35.00	1.1
							2.480	4.429	1.394	3.563	1.339	1.378	
M8 M20				ER 25	0	C6-391.62-25 132	63.00	131.90	37.00	109.90	42.00	44.00	1.7
							2.480	5.193	1.457	4.327	1.654	1.732	
M16 M30				ER 40	0	C6-391.62-40 162	63.00	161.50	43.00	139.50	63.00	62.00	3.0
							2.480	6.358	1.693	5.492	2.480	2.441	
M4 M12				ER 20	1	C6-391.63-20 118	63.00	117.60	40.50	95.60	34.00	35.00	1.3
							2.480	4.630	1.594	3.764	1.339	1.378	
M8 M20				ER 25	1	C6-391.63-25 137	63.00	137.10	42.20	115.10	42.00	44.00	1.7
							2.480	5.398	1.661	4.532	1.654	1.732	
M16 M30				ER 40	1	C6-391.63-40 167	63.00	166.50	48.00	144.50	63.00	62.00	3.4
							2.480	6.555	1.890	5.689	2.480	2.441	
M4 M12			C8	ER 20	0	C8-391.62-20 107	80.00	106.50	35.40	76.50	34.00	35.00	2.1
							3.150	4.193	1.394	3.012	1.339	1.378	
M8 M20				ER 25	0	C8-391.62-25 126	80.00	125.90	37.00	95.90	42.00	44.00	2.3
							3.150	4.957	1.457	3.776	1.654	1.732	
M16 M30				ER 40	0	C8-391.62-40 156	80.00	155.50	43.00	125.50	63.00	62.00	3.9
							3.150	6.122	1.693	4.941	2.480	2.441	
M4 M12				ER 20	1	C8-391.63-20 112	80.00	111.60	40.50	81.60	34.00	35.00	2.2
							3.150	4.394	1.594	3.213	1.339	1.378	
M8 M20				ER 25	1	C8-391.63-25 131	80.00	131.10	42.20	101.10	42.00	44.00	2.3
							3.150	5.161	1.661	3.980	1.654	1.732	
M16 M30				ER 40	1	C8-391.63-40 161	80.00	160.50	48.00	130.50	63.00	62.00	4.0
							3.150	6.319	1.890	5.138	2.480	2.441	
M8 M20			C10	ER 25	1	C10-391.63-25 143	100.00	143.10	42.20	107.10	42.00	44.00	4.1
							3.937	5.634	1.661	4.217	1.654	1.732	
M16 M30				ER 40	1	C10-391.63-40 173	100.00	172.50	48.50	136.50	63.00	62.00	5.2
							3.937	6.791	1.909	5.374	2.480	2.441	

Parametrelerle ilgili açıklamalar için, bkz sayfa (Ref 1) ve sayfa 7.

Aksesuarlar

ER kılavuz çekme pensleri ve anahtarlar takımla birlikte verilmez, ayrıca sipariş edilmelidir. Bkz sayfa (Ref 1).

Çok Önemli!

Pens somununu sağlam sıkamak için iki anahtar kullanınız.

Ataçmanların sapını kavrayarak sıkma tavsiye edilmez.

Somunu aşırı sıkılmaya özen gösterin, çünkü bu kılavuz tahrik elemanında hasara sebep olabilir.

ER kılavuz çekme pens somunları için tavsiye edilen somun sıkma tork değerleri

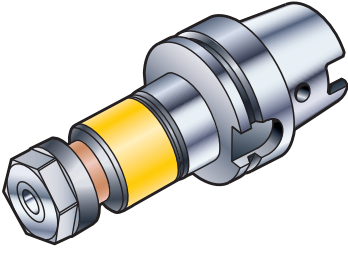
Tüm ER 11	30 Nm/22 ayak-libre
Tüm ER 20	100 Nm/73 ayak-libre
Tüm ER 25	130 Nm/95 ayak-libre
Tüm ER 40	220 Nm/160 ayak-libre



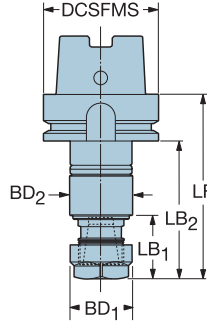
265

SynchroFlex® ER kılavuz çekme aynası

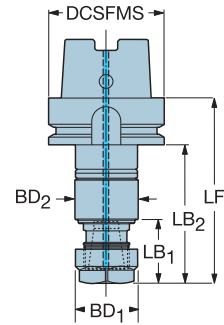
HSK biçimi A/C



392.41062



392.41063



Kılavuz aralığı						Sipariş kodu		Ölçüler, mm, (inç)										
min.	maks	CZC_MS	CZC_WS	CNSC				DCSFMS	LF	LB1	LB2	BD1	BD2	$\frac{1}{16}$				
M4	M12	63	ER 20	0	392.41062-63 20 102	63.00	102.90	35.40	76.90	34.00	35.00	1.0	2.480	4.051	1.394	3.028	1.339	1.378
M8	M20		ER 25	0	392.41062-63 25 122	63.00	122.30	37.00	96.30	42.00	44.00	1.4	2.480	4.815	1.457	3.791	1.654	1.732
M16	M30		ER 40	0	392.41062-63 40 152	63.00	151.90	43.00	125.90	63.00	62.00	2.9	2.480	5.980	1.693	4.957	2.480	2.441
M4	M12		ER 20	1	392.41063-63 20 107	63.00	108.00	40.50	82.00	34.00	35.00	1.1	2.480	4.252	1.594	3.228	1.339	1.378
M8	M20		ER 25	1	392.41063-63 25 127	63.00	127.50	42.20	101.50	42.00	44.00	1.5	2.480	5.020	1.661	3.996	1.654	1.732
M16	M30		ER 40	1	392.41063-63 40 157	63.00	157.40	48.00	131.40	63.00	62.00	2.9	2.480	6.197	1.890	5.173	2.480	2.441
M16	M30	100	ER 40	0	392.41062-100 40 159	100.00	158.40	43.00	129.40	63.00	62.00	4.5	3.937	6.236	1.693	5.094	2.480	2.441
M4	M12		ER 20	0	392.41062-10020109	100.00	109.40	35.40	80.40	34.00	35.00	2.4	3.937	4.307	1.394	3.165	1.339	1.378
M8	M20		ER 25	0	392.41062-10025129	100.00	128.80	37.00	99.80	42.00	44.00	2.8	3.937	5.071	1.457	3.929	1.654	1.732
M16	M30		ER 40	1	392.41063-100 40 164	100.00	163.40	48.00	134.40	63.00	62.00	4.5	3.937	6.433	1.890	5.291	2.480	2.441
M4	M12		ER 20	1	392.41063-10020114	100.00	114.50	40.50	85.50	34.00	35.00	2.5	3.937	4.508	1.594	3.366	1.339	1.378
M8	M20		ER 25	1	392.41063-10025134	100.00	134.00	42.20	105.00	42.00	44.00	2.9	3.937	5.276	1.661	4.134	1.654	1.732

Parametrelerle ilgili açıklamalar için, bkz sayfa (Ref 1) ve (Ref 2)

Akseuarlar

ER kılavuz çekme pensleri ve anahtarlar takımla birlikte verilmez, ayrıca sipariş edilmelidir. Bkz sayfa (Ref 1).

Çok Önemli!

Pens somununu sağlam sıkamak için iki anahtar kullanınız.

Ataçmanların sapını kavrayarak sıkma tavsiye edilmez.

Somunu aşırı sıkılamaya özen gösterin, çünkü bu kılavuz tahrik elemanında hasara sebep olabilir.

ER kılavuz çekme pens somunları için tavsiye edilen somun sıkma tork değerleri

Tüm ER 11	30 Nm/22 ayak-libre
Tüm ER 20	100 Nm/73 ayak-libre
Tüm ER 25	130 Nm/95 ayak-libre
Tüm ER 40	220 Nm/160 ayak-libre

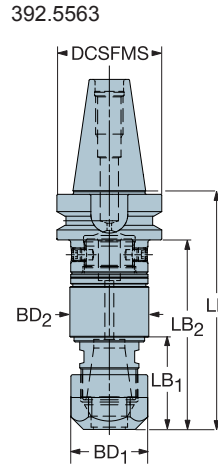




267

SynchroFlex® ER kılavuz çekme aynası

MAS-BT 403

senkronize kılavuz çekme operasyonları için



Kılavuz aralığı					Sipariş kodu	Ölçüler						
min.	maks	CZC_MS	CZC_WS	CNSC		DCSFMS	LF	LB1	LB2	BD1	BD2	
M2	M5	30	ER 11	1	392.5563-30 11 082	31.75	82.00	23.50	60.00	18.70	23.50	0.5
M4	M12		ER 20	1	392.5563-30 20 105	31.75	105.00	40.50	83.00	34.00	35.00	0.8
M8	M20		ER 25	1	392.5563-30 25 125	31.75	124.60	42.20	102.60	42.00	44.00	1.2

Parametrelerle ilgili açıklamalar için, bkz sayfa (Ref 1) ve (Ref 2)

Aksesuarlar

ER kılavuz çekme pensleri ve anahtarlar takımla birlikte verilmez, ayrıca sipariş edilmelidir. Bkz sayfa (Ref 1).

Çok Önemli!

Pens somununu sağlam sıkılamak için iki anahtar kullanınız.

Ataçmanların sapını kavrayarak sıkma tavsiye edilmez.

Somunu aşırı sıkılamaya özen gösterin, çünkü bu kılavuz tahrik elemanında hasara sebep olabilir.

ER kılavuz çekme pens somunları için tavsiye edilen somun sıkma tork değerleri

Tüm ER 11	30 Nm/22 ayak-libre
Tüm ER 20	100 Nm/73 ayak-libre
Tüm ER 25	130 Nm/95 ayak-libre
Tüm ER 40	220 Nm/160 ayak-libre

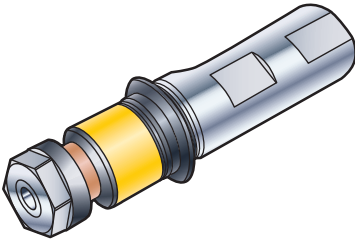


266

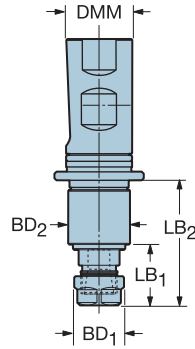
SynchroFlex® ER kılavuz çekme aynası

senkronize kılavuz çekme operasyonları için

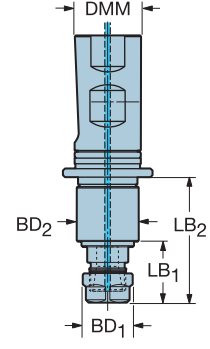
Weldon/Whistle çentikli



393.2062



393.2063



Metrik tasarım

Kılavuz aralığı					Sipariş kodu	Ölçüler					
min.	maks	CZC_MS	CZC_WS	CNSC		DMM	LB1	LB2	BD1	BD2	kg
M2	M5	16	ER 11	0	393.2062-16 11 051	16.00	23.50	51.40	18.70	23.50	0.4
M2	M5	20	ER 11	0	393.2062-20 11 051	20.00	23.50	51.00	18.70	23.50	0.4
M4	M12		ER 20	1	393.2063-20 20 068	20.00	40.50	68.60	34.00	35.00	0.5
M2	M5	25	ER 11	0	393.2062-25 11 051	25.00	23.50	51.40	18.70	23.50	0.3
M4	M12		ER 20	0	393.2062-25 20 063	25.00	35.30	63.50	34.00	35.00	0.4
M8	M20		ER 25	0	393.2062-25 25 083	25.00	36.90	82.90	42.00	44.00	0.8
M4	M12		ER 20	1	393.2063-25 20 068	25.00	40.50	68.60	34.00	35.00	0.4
M8	M20		ER 25	1	393.2063-25 25 088	25.00	42.20	88.10	42.00	44.00	0.8
M16	M30		ER 40	1	393.2063-25 40 117	25.00		117.00	63.00	62.00	1.5

İnç tasarımı

Kılavuz aralığı					Sipariş kodu	Ölçüler					
min.	maks	CZC_MS	CZC_WS	CNSC		DMM	LB1	LB2	BD1	BD2	kg
M2	M5	1	ER 11	0	A393.2062-25 11 051	1.000	.925	2.024	.736	.925	0.3
M4	M12		ER 20	0	A393.2062-25 20 063	1.000	1.390	2.500	1.339	1.378	0.3
M8	M20		ER 25	0	A393.2062-25 25 083	1.000	1.453	3.264	1.654	1.732	0.8
M4	M12		ER 20	1	A393.2063-25 20 068	1.000	1.594	2.701	1.339	1.378	0.4
M8	M20		ER 25	1	A393.2063-25 25 088	1.000	1.661	3.468	1.654	1.732	0.7

Parametrelerle ilgili açıklamalar için, bkz sayfa (Ref 1) ve (Ref 2)

Aksesuarlar

ER kılavuz çekme pensleri ve anahtarlar takımla birlikte verilmez, ayrıca sipariş edilmelidir. Bkz sayfa (Ref 1).

Çok Önemli!

Pens somununu sağlam sıkamak için iki anahtar kullanınız.

Ataçmanların sapını kavrayarak sıkma tavsiye edilmez.

Somunu aşırı sıkılmaya özen gösterin, çünkü bu kılavuz tahrik elemanında hasara sebep olabilir.

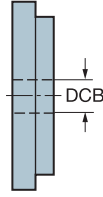

ER kılavuz çekme pens somunları için tavsiye edilen somun sıkma tork değerleri

Tüm ER 11	30 Nm/22 ayak-libre
Tüm ER 20	100 Nm/73 ayak-libre
Tüm ER 25	130 Nm/95 ayak-libre
Tüm ER 40	220 Nm/160 ayak-libre



268

ER Pens sızdırmazlık diskleri

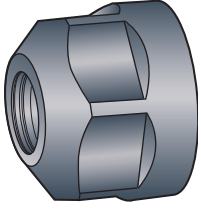


Disk başına 0,5 mm (.020 inç) kapasite. Maks. 150 bar (2000 psi) kesme sıvısı basıncı.

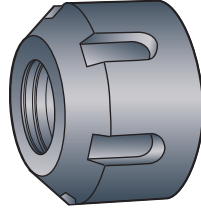
Ölçü 16			Ölçü 25			Ölçü 32			Ölçü 40		
Çap aralığı, mm (inç)	DCB	Sipariş kodu	Çap aralığı, mm (inç)	DCB	Sipariş kodu	Çap aralığı, mm (inç)	DCB	Sipariş kodu	Çap aralığı, mm (inç)	DCB	Sipariş kodu
3.0-2.5 (.118-.098)		3916.00300	3.0-2.5 (.118-.098)		3925.00300	3.0-2.5 (.118-.098)		3932.00300	3.0-2.5 (.118-.098)		3940.00300
3.5-3.0 (.138-.118)		3916.00350	3.5-3.0 (.138-.118)		3925.00350	3.5-3.0 (.138-.118)		3932.00350	3.5-3.0 (.138-.118)		3940.00350
4.0-3.5 (.157-.138)		3916.00400	4.0-3.5 (.157-.138)		3925.00400	4.0-3.5 (.157-.138)		3932.00400	4.0-3.5 (.157-.138)		3940.00400
4.5-4.0 (.177-.157)		3916.00450	4.5-4.0 (.177-.157)		3925.00450	4.5-4.0 (.177-.157)		3932.00450	4.5-4.0 (.177-.157)		3940.00450
5.0-4.5 (.197-.177)		3916.00500	5.0-4.5 (.197-.177)		3925.00500	5.0-4.5 (.197-.177)		3932.00500	5.0-4.5 (.197-.177)		3940.00500
5.5-5.0 (.217-.197)		3916.00550	5.5-5.0 (.217-.197)		3925.00550	5.5-5.0 (.217-.197)		3932.00550	5.5-5.0 (.217-.197)		3940.00550
6.0-5.5 (.236-.217)		3916.00600	6.0-5.5 (.236-.217)		3925.00600	6.0-5.5 (.236-.217)		3932.00600	6.0-5.5 (.236-.217)		3940.00600
6.5-6.0 (.256-.236)		3916.00650	6.5-6.0 (.256-.236)		3925.00650	6.5-6.0 (.256-.236)		3932.00650	6.5-6.0 (.256-.236)		3940.00650
7.0-6.5 (.276-.256)		3916.00700	7.0-6.5 (.276-.256)		3925.00700	7.0-6.5 (.276-.256)		3932.00700	7.0-6.5 (.276-.256)		3940.00700
7.5-7.0 (.295-.276)		3916.00750	7.5-7.0 (.295-.276)		3925.00750	7.5-7.0 (.295-.276)		3932.00750	7.5-7.0 (.295-.276)		3940.00750
8.0-7.5 (.315-.295)		3916.00800	8.0-7.5 (.315-.295)		3925.00800	8.0-7.5 (.315-.295)		3932.00800	8.0-7.5 (.315-.295)		3940.00800
8.5-8.0 (.335-.315)		3916.00850	8.5-8.0 (.335-.315)		3925.00850	8.5-8.0 (.335-.315)		3932.00850	8.5-8.0 (.335-.315)		3940.00850
9.0-8.5 (.354-.335)		3916.00900	9.0-8.5 (.354-.335)		3925.00900	9.0-8.5 (.354-.335)		3932.00900	9.0-8.5 (.354-.335)		3940.00900
9.5-9.0 (.374-.354)		3916.00950	9.5-9.0 (.374-.354)		3925.00950	9.5-9.0 (.374-.354)		3932.00950	9.5-9.0 (.374-.354)		3940.00950
10.0-9.5 (.394-.374)		3916.01000	10.0-9.5 (.394-.374)		3925.01000	10.0-9.5 (.394-.374)		3932.01000	10.0-9.5 (.394-.374)		3940.01000
			10.5-10.0 (.413-.394)		3925.01050	10.5-10.0 (.413-.394)		3932.01050	10.5-10.0 (.413-.394)		3940.01050
			11.0-10.5 (.433-.413)		3925.01100	11.0-10.5 (.433-.413)		3932.01100	11.0-10.5 (.433-.413)		3940.01100
			11.5-11.0 (.453-.433)		3925.01150	11.5-11.0 (.453-.433)		3932.01150	11.5-11.0 (.453-.433)		3940.01150
			12.0-11.5 (.472-.453)		3925.01200	12.0-11.5 (.472-.453)		3932.01200	12.0-11.5 (.472-.453)		3940.01200
			12.5-12.0 (.492-.472)		3925.01250	12.5-12.0 (.492-.472)		3932.01250	12.5-12.0 (.492-.472)		3940.01250
			13.0-12.5 (.512-.492)		3925.01300	13.0-12.5 (.512-.492)		3932.01300	13.0-12.5 (.512-.492)		3940.01300
			13.5-13.0 (.531-.512)		3925.01350	13.5-13.0 (.531-.512)		3932.01350	13.5-13.0 (.531-.512)		3940.01350
			14.0-13.5 (.551-.531)		3925.01400	14.0-13.5 (.551-.531)		3932.01400	14.0-13.5 (.551-.531)		3940.01400
			14.5-14.0 (.571-.551)		3925.01450	14.5-14.0 (.571-.551)		3932.01450	14.5-14.0 (.571-.551)		3940.01450
			15.0-14.5 (.591-.571)		3925.01500	15.0-14.5 (.591-.571)		3932.01500	15.0-14.5 (.591-.571)		3940.01500
			15.5-15.0 (.610-.591)		3925.01550	15.5-15.0 (.610-.591)		3932.01550	15.5-15.0 (.610-.591)		3940.01550
			16.0-15.5 (.630-.610)		3925.01600	16.0-15.5 (.630-.610)		3932.01600	16.0-15.5 (.630-.610)		3940.01600
						16.5-16.0 (.650-.630)		3932.01650	16.5-16.0 (.650-.630)		3940.01650
						17.0-16.5 (.669-.650)		3932.01700	17.0-16.5 (.669-.650)		3940.01700
						17.5-17.0 (.689-.669)		3932.01750	17.5-17.0 (.689-.669)		3940.01750
						18.0-17.5 (.709-.689)		3932.01800	18.0-17.5 (.709-.689)		3940.01800
						18.5-18.0 (.728-.709)		3932.01850	18.5-18.0 (.728-.709)		3940.01850
						19.0-18.5 (.748-.728)		3932.01900	19.0-18.5 (.748-.728)		3940.01900
						19.5-19.0 (.768-.748)		3932.01950	19.5-19.0 (.768-.748)		3940.01950
						20.0-19.5 (.787-.768)		3932.02000	20.0-19.5 (.787-.768)		3940.02000
									20.5-20.0 (.807-.787)		3940.02050
									21.0-20.5 (.827-.807)		3940.02100
									21.5-21.0 (.846-.827)		3940.02150
									22.0-21.5 (.866-.846)		3940.02200
									22.5-22.0 (.886-.866)		3940.02250
									23.0-22.5 (.906-.886)		3940.02300
									23.5-23.0 (.925-.906)		3940.02350
									24.0-23.5 (.945-.925)		3940.02400
									24.5-24.0 (.965-.945)		3940.02450
									25.0-24.5 (.984-.965)		3940.02500
									25.5-25.0 (1.004-.984)		3940.02550
									26.0-25.5 (1.024-		3940.02600

Parametrelerle ilgili açıklamalar için, bkz sayfa (Ref 1) ve (Ref 2)

İçten kesme sıvısı teminli ER pens somunları



Ölçü 16 ve 20



Ölçü 25, 32 ve 40

Pens ölçüsü	Sipariş kodu	Yedek parçalar		Vida ölçüsü
		Ay anahtarları	O-ring	
ER16	5533 051-01	5680 091-01	5641005-085	M22 x 1.5
ER20	5533 051-02	5680 091-02	5641005-086	M25 x 1.5
ER25	5533 051-03	5680 096-02	5641005-087	M32 x 1.5
ER32	5533 051-04	5680 096-03	5641005-088	M40 x 1.5
ER40	5533 051-05	5680 096-04	5641005-089	M50 x 1.5

İçten kesme sıvısı delikli somunlara ait sızdırmazlık diskleri için montaj talimatları

- Montaj**
- Disk üzerindeki en küçük dış çapı yerleştirin.
 - Küçük çaplı kesme sıvısı delikli somunun merkezine yerleştirin ve eğer gerekiyorsa diskin uygun şekilde somuna yerleşmesi için kuvvet uygulayınız.
- Sökme**
- Diski çıkarmak için yuvasından çıkana kadar basitçe diskin dışına basın.

ER pens somunları için maks. sıkma torqları

Pens somunu	Pens ölçüsü	ER Havşalı				ER Boydan boya delik				ER Kılavuz çekme için	
		DCSFWS mm	TQ Nm	DCSFWS İnç	TQ ft-lbs	DCSFWS mm	TQ Nm	DCSFWS İnç	TQ ft-lbs	TQ Nm	TQ ft-lbs
5533 050-07	ER11	1.0-2.5	9	.039-.098	7	3.0-5.0	24	.118-.197	18	16	12
		1.0	8	.039	5						
5533 050-06 5533 051-01	ER16	1.5-3.5	22	.059-.138	16	5.0-10.0	54	.197-.394	40	43	32
		4.0-4.5	43	.157-.177	32						
5533 050-08 5533 051-02	ER20	1.0	16	.039	12	7.0-13.0	80	.276-.512	60	32	24
		1.5-6.5	32	.059-.256	24						
5533 050-02 5533 051-03	ER25	1.0-3.5	21	.039-.138	16	8.0-16.0	108	.315-.630	80	108	80
		4.0-4.5	54	.157-.177	40						
		5.0-7.5	81	.197-.295	60						
5533 050-03 5533 051-04	ER32	2.0-2.5	22	.079-.098	16	8.0-20.0	135	.315-.787	100	135	100
		3.0-7.5	135	.118-.295	100						
5533 050-04 5533 051-05	ER40	3.0-8.5	170	.118-.335	125	9.0-26.0	170	.354-1.024	125	170	125
5533 050-05	ER50	6.0-10.0	237	.236-.394	175	12.0-34.0	237	.472-1.339	175	-	-
5533 065-02	ER11	1.0-2.5	8	.039-.098	6	3.0-5.0	16	.118-.197	12	12	9
		1.0	16	.039	6						
5533 065-03	ER16	1.5-3.5	19	.059-.138	14	5.0-10.0	24	.197-.394	18	24	18
		4.0-4.5	24	.157-.177	18						
5533 065-01	ER20	1.0	16	.039	12	7.0-13.0	28	.276-.512	21	28	21
		1.5-6.5	28	.059-.256	21						
		1.0-3.5	23	.039-.138	17	8.0-16.0	33	.315-.630	24	28	24
	ER25	4.0-7.5	33	.157-.295	24						

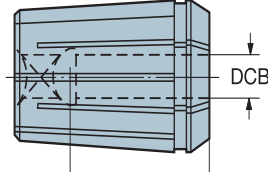
Parametrelerle ilgili açıklamalar için, bkz sayfa (Ref 1) ve (Ref 2)

ER kılavuz çekme pensleri

DIN 6499-B ile uyumlu

Metrik standart kılavuzlar için

393.14..D



Pens kılavuz ölçüsü				Ölçüler			
DIN	ISO	CZC_MS	CZC_WS	Sipariş kodu	DCB	OAL	LSC
M2/M2.5		ER 11	2.80 x 2.10	393.14-11 D028X021	2.8	18.0	12
M3/M5		ER 11	3.50 x 2.70	393.14-11 D035X027	3.5	18.0	14
M3.5		ER 11	4.00 x 3.00	393.14-11 D040X030	4.0	18.0	14
	M5/M4	ER 11	4.00 x 3.15	393.14-11 D040X0315	4.0	18.0	14
M4/M6		ER 11	4.50 x 3.40	393.14-11 D045X034	4.5	18.0	14
M5/M6	M5	ER 11	5.00 x 4.00	393.14-11 D050X040	5.0	18.0	14
M5/M6/M8		ER 11	6.00 x 4.90	393.14-11 D060X049	6.0	18.0	14
	M5/M4	ER 20	4.00 x 3.15	393.14-20 D040X0315	4.0	31.5	18
M4/M6		ER 20	4.50 x 3.40	393.14-20 D045X034	4.5	31.5	18
M5/M6	M5	ER 20	5.00 x 4.00	393.14-20 D050X040	5.0	31.5	18
M5/M6/M8		ER 20	6.00 x 4.90	393.14-20 D060X049	6.0	31.5	18
	M8/M6	ER 20	6.30 x 5.00	393.14-20 D063X050	6.3	31.5	18
M7/M9/M10		ER 20	7.00 x 5.50	393.14-20 D070X055	7.0	31.5	18
M8/M10	M10/M8	ER 20	8.00 x 6.30	393.14-20 D080X063	8.0	31.5	22
M12	M12	ER 20	9.00 x 7.10	393.14-20 D090X071	9.0	31.5	22
	M10	ER 20	10.00 x 8.00	393.14-20 D100X080	10.0	31.5	25
M8/M10	M10/M8	ER 25	8.00 x 6.30	393.14-25 D080X063	8.0	34.0	22
M12	M12	ER 25	9.00 x 7.10	393.14-25 D090X071	9.0	34.0	22
	M10	ER 25	10.00 x 8.00	393.14-25 D100X080	10.0	34.0	25
M14		ER 25	11.00 x 9.00	393.14-25 D110X090	11.0	34.0	25
	M14	ER 25	11.20 x 9.00	393.14-25 D112X090	11.2	34.0	25
M16		ER 25	12.00 x 9.00	393.14-25 D120X090	12.0	34.0	25
	M16	ER 25	12.50 x 10.00	393.14-25 D125X100	12.5	34.0	25
M18	M18/M20	ER 25	14.00 x 11.20	393.14-25 D140X112	14.0	34.0	25
M20		ER 25	16.00 x 12.00	393.14-25 D160X120	16.0	34.0	25
M16		ER 40	12.00 x 9.00	393.14-40 D120X090	12.0	46.0	25
	M16	ER 40	12.50 x 10.00	393.14-40 D125X100	12.5	46.0	25
M18	M18/M20	ER 40	14.00 x 11.20	393.14-40 D140X112	14.0	46.0	25
M20	M22	ER 40	16.00 x 12.50	393.14-40 D160X125	16.0	46.0	25
M22/24	M24	ER 40	18.00 x 14.50	393.14-40 D180X145	18.0	46.0	25
M27	M27/M28/30	ER 40	20.00 x 16.00	393.14-40 D200X160	20.0	46.0	28
M30/M32	M30	ER 40	22.00 x 18.00	393.14-40 D220X180	22.0	46.0	28

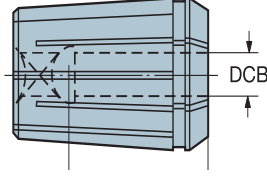
Parametrelerle ilgili açıklamalar için, bkz sayfa (Ref 1) ve (Ref 2)

ER kılavuz çekme pensleri

DIN 6499-B ile uyumlu

ABD standart kılavuzları için

A393.14




Ölçüler

CZC_MS	CZC_WS	Sipariş kodu	DCB	OAL	LSC
ER 11	0.141 x 0.110	A393.14-11-0-6 NO	.141	.709	.551
ER 11	0.194 x 0.152	A393.14-11-10 NO	.194	.709	.551
ER 11	0.168 x 0.131	A393.14-11-8 NO	.168	.709	.551
ER 20	0.255 x 0.191	A393.14-20-1/4	.255	1.240	.709
ER 20	0.194 x 0.152	A393.14-20-10 NO	.194	1.240	.709
ER 20	0.220 x 0.165	A393.14-20-12 NO	.220	1.240	.709
ER 20	0.381 x 0.286	A393.14-20-3/8	.381	1.240	.866
ER 20	0.318 x 0.238	A393.14-20-5/16	.318	1.240	.866
ER 20	0.168 x 0.131	A393.14-20-8 NO	.168	1.240	.709
ER 25	0.367 x 0.275	A393.14-25-1/2	.367	1.339	.866
ER 25	0.255 x 0.191	A393.14-25-1/4	.255	1.339	.709
ER 25	0.590 x 0.442	A393.14-25-3/4	.590	1.339	.984
ER 25	0.381 x 0.286	A393.14-25-3/8	.381	1.339	.866
ER 25	0.318 x 0.238	A393.14-25-5/16	.318	1.339	.866
ER 25	0.480 x 0.360	A393.14-25-5/8	.480	1.339	.984
ER 25	0.323 x 0.242	A393.14-25-7/16	.323	1.339	.866
ER 25	0.429 x 0.322	A393.14-25-9/16	.429	1.339	.984
ER 40	0.800 x 0.600	A393.14-40-1	.800	1.811	1.102
ER 40	0.590 x 0.442	A393.14-40-3/4	.590	1.811	.984
ER 40	0.480 x 0.360	A393.14-40-5/8	.480	1.811	.984
ER 40	0.697 x 0.523	A393.14-40-7/8	.697	1.811	.984

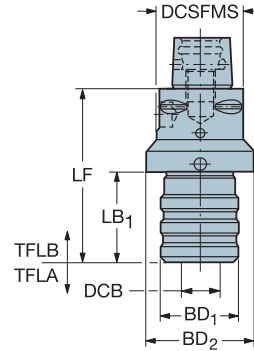
Parametrelerle ilgili açıklamalar için, bkz sayfa (Ref 1) ve (Ref 2)

Hızlı deęiřtirmeli kılavuz çekme aynası

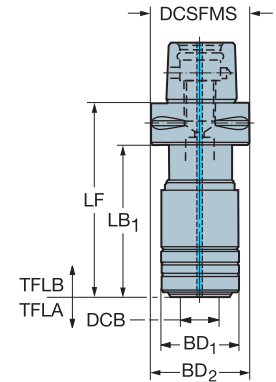
Coromant Capto®



Cx-391.60



Cx-391.61



Kılavuz aralığı						Sipariş kodu		Ölçüler, mm, (inç)							
min.	maks	DCB	CZC_MS	CZC_WS	CNSC			DCSFMS	LF	LB1	BD1	BD2	TFLA	TFLB	
M3	M12	19	C3	1	0	C3-391.60-01 080A		32.00	80.00	40.50	36.00	50.00	7.50	7.50	0.4
								1.260	3.150	1.594	1.417	1.968	.295	.295	
M3	M12	19	C4	1	0	C4-391.60-01 080A		40.00	80.00	40.50	36.00	50.00	7.50	7.50	0.7
								1.575	3.150	1.594	1.417	1.968	.295	.295	
M8	M20	31		2	0	C4-391.60-02 110A		40.00	110.00	64.50	53.00	63.00	12.50	12.50	1.3
								1.575	4.331	2.539	2.087	2.480	.492	.492	
M3	M12	19		1	1	C4-391.61-01 096		40.00	96.00	75.00	39.00	40.00	7.50	7.50	1.1
								1.575	3.780	2.953	1.535	1.575	.295	.295	
M3	M12	19	C5	1	0	C5-391.60-01 080A		50.00	80.00	40.50	36.00	50.00	7.50	7.50	1.0
								1.968	3.150	1.594	1.417	1.968	.295	.295	
M8	M20	31		2	0	C5-391.60-02 115A		50.00	115.00	64.50	53.00	63.00	12.50	12.50	1.7
								1.968	4.528	2.539	2.087	2.480	.492	.492	
M3	M12	19		1	1	C5-391.61-01 097		50.00	97.00	76.00	39.00	50.00	7.50	7.50	1.1
								1.968	3.819	2.992	1.535	1.968	.295	.295	
M8	M20	31		2	1	C5-391.61-02 129		50.00	129.00		60.00		10.00	10.00	2.1
								1.968	5.079		2.362		.394	.394	
M3	M12	19	C6	1	0	C6-391.60-01 090A		63.00	90.00	40.50	36.00	50.00	7.50	7.50	1.3
								2.480	3.543	1.594	1.417	1.968	.295	.295	
M8	M20	31		2	0	C6-391.60-02 120A		63.00	120.00	64.50	53.00	63.00	12.50	12.50	2.4
								2.480	4.724	2.539	2.087	2.480	.492	.492	
M14	M33	48		3	0	C6-391.60-03 170A		63.00	170.00		78.00		20.00	20.00	3.4
								2.480	6.693		3.071		.787	.787	
M8	M20	31		2	1	C6-391.61-02 131		63.00	131.00	108.00	60.00	63.00	10.00	10.00	2.4
								2.480	5.157	4.252	2.362	2.480	.394	.394	
M14	M33	48		3	1	C6-391.61-03 196		63.00	196.00		86.00		17.50	17.50	4.5
								2.480	7.717		3.386		.689	.689	
M3	M12	19	C8	1	0	C8-391.60-01 085A		80.00	85.00	40.50	36.00	80.00	7.50	7.50	2.4
								3.150	3.346	1.594	1.417	3.150	.295	.295	
M8	M20	31		2	0	C8-391.60-02 110A		80.00	110.00	64.50	53.00	63.00	12.50	12.50	3.3
								3.150	4.331	2.539	2.087	2.480	.492	.492	
M14	M33	48		3	0	C8-391.60-03 160A		80.00	160.00	129.00	78.00	80.00	20.00	20.00	3.7
								3.150	6.299	5.079	3.071	3.150	.787	.787	

Parametrelerle ilgili açıklamalar için, bkz sayfa (Ref 1) ve (Ref 2)

Öneriler:

Senkronize kılavuz çekme operasyonları için tasarlanmamış tezgahlarda en iyi sonucu almak için aşağıdaki öneriler takip edilmelidir.

- • Tezgah ilerlemesini teorik değerin % 10 daha aşağısına programlayın (diř adımı dev/dk). Bu, kılavuzun diř adımı üzerinde hassas kesmesini sağlar.
- • Kılavuz açmada kılavuzun kırılmasını önlemek için delme derinliğini % 10 azaltın.
- • Alüminyum gibi yumuşak malzemelerde derin kılavuz açacağınız zaman, ilerleme ve derinlik yalnız % 3-5 azaltılmalıdır.



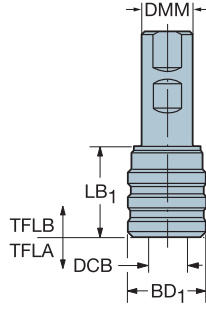
269

Hızlı deęiřtirmeli kılavuz çekme aynası


Weldon saplı



393.2060



Metrik ölçülü takım sapı

Kılavuz aralığı						Sipariş kodu	Ölçüler					
min.	maks	DCB	CZC_MS	CZC_WS	CNSC		DMM	LB1	BD1	TFLA	TFLB	
M3	M12	19	25	1	0	393.2060-25 01 045	25.00	45.00	39.00	7.50	7.50	0.6
M8	M20	31		2	0	393.2060-25 02 068	25.00	68.00	60.00	10.00	10.00	2.1
M14	M33	48	32	3	0	393.2060-32 03 099	32.00	99.00	86.00	17.50	17.50	4.5

Parametrelerle ilgili açıklamalar için, bkz sayfa (Ref 1) ve (Ref 2)

Hızlı deęiřtirmeli kılavuz çekme adaptörleri için bakınız sayfa 261.

Öneriler:

Senkronize kılavuz çekme operasyonları için tasarlanmamış tezgahlarda en iyi sonucu almak için aşağıdaki öneriler takip edilmelidir.

- • Tezgah ilerlemesini teorik deęerin % 10 daha aşağısına programlayın (diř adımı dev/dk). Bu, kılavuzun diř adımı üzerinde hassas kesmesini sağlar.
- • Kılavuz açmada kılavuzun kırılmasını önlemek için delme derinliğini % 10 azaltın.
- • Alüminyum gibi yumuřak malzemelerde derin kılavuz açacağınız zaman, ilerleme ve derinlik yalnız % 3-5 azaltılmalıdır.

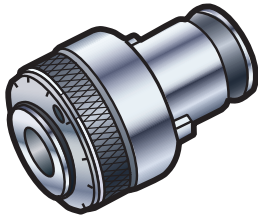


269

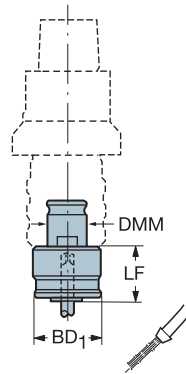
Hızlı deęiřtirmeli kılavuz çekme adaptörü

sürtüneli kavramaya sahip, dıştan ve içten kesme sıvısı temini için

393.03-SES



393.03-SES



Metrik tasarım

Sap tipi	Ayarlanmış ¹⁾	CZC_WS	CZC_MS	CNSC	Sipariş kodu	Ölçüler			
						DMM	LF	BD1	
DIN	M3	3.50 x 2.70	1	1	393.03-SES1 D035X027	19	25.00	32.50	0.2
	M3.5	4.00 x 3.00	1	1	393.03-SES1 D040X030	19	25.00	32.50	0.2
	M4	4.50 x 3.40	1	1	393.03-SES1 D045X034	19	25.00	32.50	0.2
	M8	6.00 x 4.90	1	1	393.03-SES1 D060X049	19	25.00	32.50	0.2
	M10	7.00 x 5.50	1	1	393.03-SES1 D070X055	19	25.00	32.50	0.2
	M8	8.00 x 6.20	1	1	393.03-SES1 D080X062	19	25.00	32.50	0.2
	M12	9.00 x 7.00	1	1	393.03-SES1 D090X070	19	25.00	32.50	0.2
	M8	6.00 x 4.90	2	1	393.03-SES2 D060X049	31	34.00	50.50	0.6
	M10	7.00 x 5.50	2	1	393.03-SES2 D070X055	31	34.00	50.50	0.6
	M8	8.00 x 6.20	2	1	393.03-SES2 D080X062	31	34.00	50.50	0.6
	M12	9.00 x 7.00	2	1	393.03-SES2 D090X070	31	34.00	50.50	0.6
	M14	11.00 x 9.00	2	1	393.03-SES2 D110X090	31	34.00	50.50	0.6
	M14	12.00 x 9.00	2	1	393.03-SES2 D120X090	31	34.00	50.50	0.6
	M18	14.00 x 11.00	2	1	393.03-SES2 D140X110	31	34.00	50.50	0.6
	M20	16.00 x 12.00	2	1	393.03-SES2 D160X120	31	34.00	50.50	0.6
	M14	11.00 x 9.00	3	1	393.03-SES3 D110X090	48	45.00	72.00	1.7
	M16	12.00 x 9.00	3	1	393.03-SES3 D120X090	48	45.00	72.00	1.7
	M18	14.00 x 11.00	3	1	393.03-SES3 D140X110	48	45.00	72.00	1.7
	M20	16.00 x 12.00	3	1	393.03-SES3 D160X120	48	45.00	72.00	1.7
	M24	18.00 x 14.50	3	1	393.03-SES3 D180X145	48	45.00	72.00	1.7
M30	22.00 x 18.00	3	1	393.03-SES3 D220X180	48	45.00	72.00	1.7	
ISO	M4	3.15 x 2.50	1	1	393.03-SES1 D031X025	19	25.00	32.50	0.2
	M5	4.00 x 3.15	1	1	393.03-SES1 D040X031	19	25.00	32.50	0.2
	M6	4.50 x 3.55	1	1	393.03-SES1 D045X035	19	25.00	32.50	0.2
	M5	5.00 x 4.00	1	1	393.03-SES1 D050X040	19	25.00	32.50	0.2
	M8	6.30 x 5.00	1	1	393.03-SES1 D063X050	19	25.00	32.50	0.2
	M8	8.00 x 6.30	1	1	393.03-SES1 D080X063	19	25.00	32.50	0.2
	M12	9.00 x 7.10	1	1	393.03-SES1 D090X071	19	25.00	32.50	0.2
	M10	10.00 x 8.00	1	1	393.03-SES1 D100X080	19	25.00	32.50	0.2
	M8	8.00 x 6.30	2	1	393.03-SES2 D080X063	31	34.00	50.50	0.6
	M12	9.00 x 7.10	2	1	393.03-SES2 D090X071	31	34.00	50.50	0.6
	M10	10.00 x 8.00	2	1	393.03-SES2 D100X080	31	34.00	50.50	0.6
	M14	11.20 x 9.00	2	1	393.03-SES2 D112X090	31	34.00	50.50	0.6
	M16	12.50 x 10.00	2	1	393.03-SES2 D125X100	31	34.00	50.50	0.6
	M18	14.00 x 11.20	2	1	393.03-SES2 D140X112	31	34.00	50.50	0.6
	M14	11.20 x 9.00	3	1	393.03-SES3 D112X090	48	45.00	72.00	1.7
	M20	14.00 x 11.20	3	1	393.03-SES3 D140X112	48	45.00	72.00	1.7
	M22	16.00 x 12.50	3	1	393.03-SES3 D160X125	48	45.00	72.00	1.7
	M24	18.00 x 14.00	3	1	393.03-SES3 D180X140	48	45.00	72.00	1.7
	M27	20.00 x 16.00	3	1	393.03-SES3 D200X160	48	45.00	72.00	1.7
	M33	25.00 x 20.00	3	1	393.03-SES3 D250X200	48	45.00	72.00	1.7


Parametrelerle ilgili açıklamalar için, bkz sayfa (Ref 1) ve (Ref 2)

¹ Daha fazla teknik bilgi için Talaşlı İmalat Teknik Kılavuzuna bakınız.

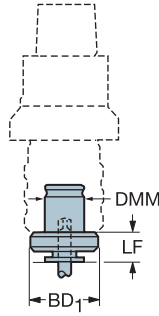
Hızlı deęiřtirmeli kılavuz çekme adaptörü

sürtümlü kavramasız, dıştan ve içten kesme sıvısı temin için

393.03-SE



393.03-SE



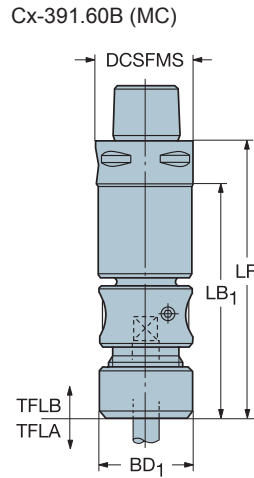
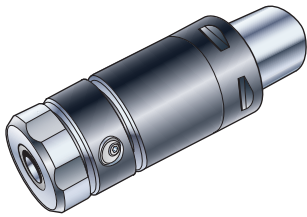
Metrik tasarım


Sap tipi	CZC_WS	CZC_MS	CNSC	Sipariş kodu	Ölçüler			
					DMM	LF	BD1	
DIN	4.50 x 3.40	1	1	393.03-SE1 D045X034	19	7.00	30.00	0.1
	6.00 x 4.90	1	1	393.03-SE1 D060X049	19	7.00	30.00	0.1
	7.00 x 5.50	1	1	393.03-SE1 D070X055	19	7.00	30.00	0.1
	8.00 x 6.20	1	1	393.03-SE1 D080X062	19	7.00	30.00	0.1
	9.00 x 7.00	1	1	393.03-SE1 D090X070	19	7.00	30.00	0.1
	6.00 x 4.90	2	1	393.03-SE2 D060X049	31	11.00	48.00	0.1
	7.00 x 5.50	2	1	393.03-SE2 D070X055	31	11.00	48.00	0.3
	8.00 x 6.20	2	1	393.03-SE2 D080X062	31	11.00	48.00	0.3
	9.00 x 7.00	2	1	393.03-SE2 D090X070	31	11.00	48.00	0.3
	11.00 x 9.00	2	1	393.03-SE2 D110X090	31	11.00	48.00	0.3
	12.00 x 9.00	2	1	393.03-SE2 D120X090	31	11.00	48.00	0.3
	14.00 x 11.00	2	1	393.03-SE2 D140X110	31	11.00	48.00	0.3
	16.00 x 12.00	2	1	393.03-SE2 D160X120	31	11.00	48.00	0.3
	ISO	3.15 x 2.24	1	1	393.03-SE1 D0315X022	19	7.00	30.00
4.00 x 3.15		1	1	393.03-SE1 D040X031	19	7.00	30.00	0.1
5.00 x 4.00		1	1	393.03-SE1 D050X040	19	7.00	30.00	0.1
6.30 x 5.00		1	1	393.03-SE1 D063X050	19	7.00	30.00	0.1
8.00 x 6.30		1	1	393.03-SE1 D080X063	19	7.00	30.00	0.1
9.00 x 7.10		1	1	393.03-SE1 D090X071	19	7.00	30.00	0.1
10.00 x 8.00		1	1	393.03-SE1 D100X080	19	7.00	30.00	0.1
6.30 x 5.00		2	1	393.03-SE2 D063X050	31	11.00	48.00	0.1
8.00 x 6.30		2	1	393.03-SE2 D080X063	31	11.00	48.00	0.3
9.00 x 7.10		2	1	393.03-SE2 D090X071	31	11.00	48.00	0.3
10.00 x 8.00		2	1	393.03-SE2 D100X080	31	11.00	48.00	0.3
11.20 x 9.00		2	1	393.03-SE2 D112X090	31	11.00	48.00	0.3
12.50 x 10.00		2	1	393.03-SE2 D125X100	31	11.00	48.00	0.3
14.00 x 11.20		2	1	393.03-SE2 D140X112	31	11.00	48.00	0.3

Parametrelerle ilgili açıklamalar için, bkz sayfa (Ref 1) ve (Ref 2)

Hareketli lastikli pens adaptörü

Coromant Capto
391.60B



Kılavuz aralığı					Sipariş kodu	Ölçüler, mm, (inç)						
min.	maks	CZC_MS	CZC_WS	CNSC		DCSFMS	LF	LB1	BD1	TFLA	TFLB	
M5	M12	C3	J42x	0	C3-391.60B-01 095A	32.00	60.00	80.00	31.00	10.00	2.00	0.6
						1.260	2.362	3.150	1.220	.394	.079	
M7	M16	C4	J44x	0	C4-391.60B-02 101A	40.00	60.00		40.00	10.00	2.00	0.7
						1.575	2.362		1.575	.394	.079	
M14	M32	C5	J46x	0	C5-391.60B-03 158A	50.00	103.00		56.40	10.00	2.00	2.3
						1.968	4.055		2.220	.394	.079	

Parametrelerle ilgili açıklamalar için, bkz sayfa (Ref 1) ve (Ref 2)

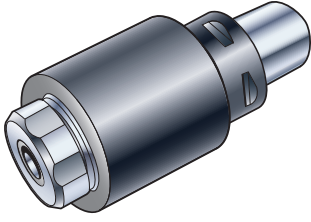
Pensler ayrıca sipariş edilmelidir, bakınız sayfa 264.



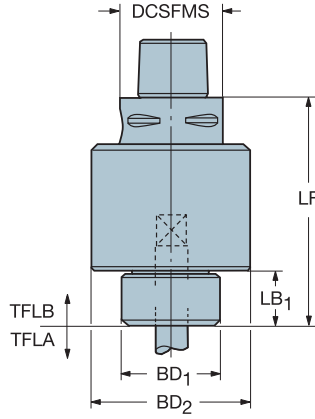
Hareketli lastikli pens adaptörü


Dıştan kesme sıvısı teminli pens tipi

391.60B



Cx-391.60B (TC)



Kılavuz aralığı					Sipariş kodu	Ölçüler, mm, (inç)						
min.	maks	CZC_MS	CZC_WS	CNSC		DCSFMS	LF	LB1	BD1	TFLA	TFLB	
M4	M12	C3	J42x	0	C3-391.60B-01 062A	32.00 1.260	25.50 1.004	18.00 .709	31.00 1.220	10.00 .394	2.00 .079	0.7
M4	M12	C4	J42x	0	C4-391.60B-01 062A	40.00 1.575	25.50 1.004	18.00 .709	31.00 1.220	10.00 .394	2.00 .079	0.9
M4	M12		J42x	0	C4-391.60B-01 079A	40.00 1.575	42.00 1.654	18.00 .709	31.00 1.220	10.00 .394	2.00 .079	0.7
M5	M16	C5	J44x	0	C5-391.60B-02 062A	50.00 1.968	22.00 .866	19.00 .748	40.00 1.575	10.00 .394	2.00 .079	1.0
M5	M16		J44x	0	C5-391.60B-02 074A	50.00 1.968	34.00 1.339	19.00 .748	40.00 1.575	10.00 .394	2.00 .079	1.0

Parametrelerle ilgili açıklamalar için, bkz sayfa (Ref 1) ve (Ref 2)

Lastik pens tutucular ayrı sipariş edilmelidir

Pens ölçüsü		DMM mm (inç)		Sipariş kodu	Takım sapı DIN 374 ¹⁾	Şunlar için uygundur:
1	3.5-6.5	(.138-.256)	391.60A-OZ J421	M4-M8	(0-1/4)	...01 xxx
2	6.5-10	(.256-.394)	391.60A-OZ J422	M6-M12	(1/4-9/16)	...01 xxx
3	2.8-7	(.110-.276)	391.60A-OZ J440	M5-M10	(0-1/4)	...02 xxx
4	7-13	(.276-.512)	391.60A-OZ J443	M7-M16	(5/16-5/8)	...02 xxx
5	10-16	(.394-.630)	391.60A-OZ J461	M10-M16	(9/16-3/4)	...03 xxx
6	16-23	(.630-.906)	391.60A-OZ J462	M20-M30	(13/16-1 1/8)	...03 xxx

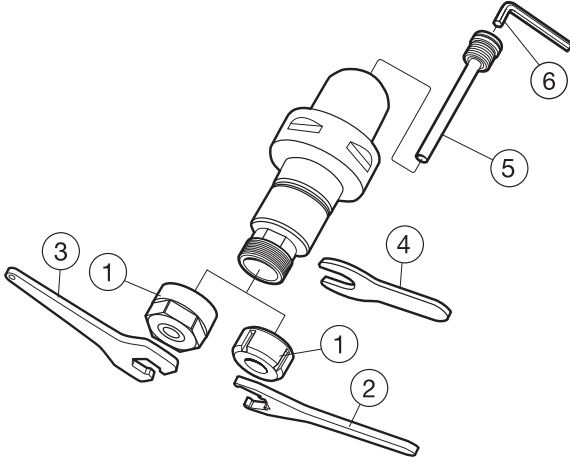
1) Diğer standartlar için çap ölçüsü DMM'yi kontrol edin



SynchroFlex® ER kılavuz çekme aynası

Coromant Capto®

391.62/391.63



	1	2 ¹⁾	3 ¹⁾	4 ¹⁾	5	6 ¹⁾
Sipariş kodu	Somun	Ay anahtarı	Ay anahtarı	Ay anahtarı	Kesme sıvısı borusu	Anahtar (mm)
Cx-391.62-20 xxx	5533 050-08	-	5680 091-02	5680 092-04	-	-
Cx-391.62-25 xxx	5533 050-02	5680 096-02	-	5680 092-05	-	-
Cx-391.62-40 xxx	5533 050-04	5680 096-04	-	5680 092-06	-	-
Cx-391.63-11 xxx	5533 050-07	-	5680 051-03	5680 052-03	-	-
Cx-391.63-20 xxx	5533 051-02	-	5680 091-02	5680 092-04	5692 031-01	3021 010-030 (3.0)
C3-391.63-20 105	5533 051-02	-	5680 091-02	5680 092-04	5692 01-04	3021 010-030 (3.0)
Cx-391.63-25 xxx	5533 051-03	5680 096-02	-	5680 092-05	5692 031-02	3021 010-030 (3.0)
Cx-391.63-40 xxx	5533 051-05	5680 096-04	-	5680 092-06	5692 031-03	3021 010-030 (3.0)

1) Aksesuarlar ayrıca sipariş edilmelidir.

Aksesuarlar

ER kılavuz çekme pensleri ve anahtarlar takımla birlikte verilmez, ayrıca sipariş edilmelidir. Bkz sayfa (Ref 1).

Çok Önemli!

Pens somununu sağlam sıkamak için iki anahtar kullanınız.

Ataçmanların sapını kavrayarak sıkma tavsiye edilmez.

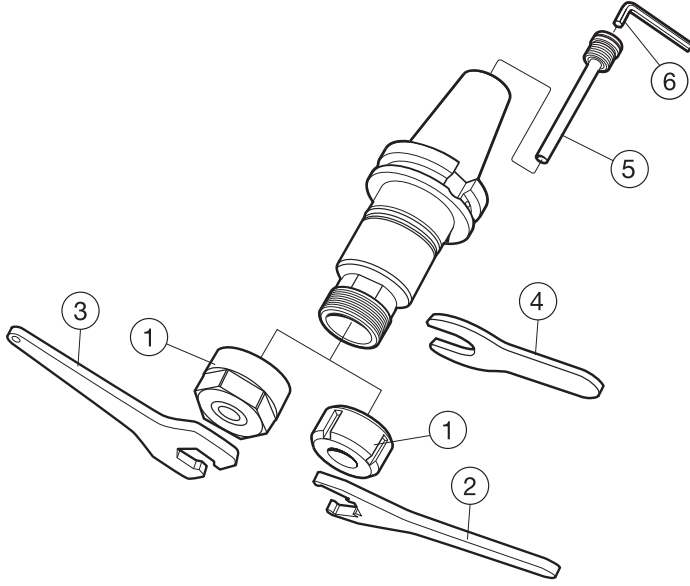
Somunu aşırı sıkılmamaya özen gösterin, çünkü bu kılavuz tahrik elemanında hasara sebep olabilir.

ER kılavuz çekme pens somunları için tavsiye edilen somun sıkma tork değerleri	
Tüm ER 11	30 Nm/22 ayak-libre
Tüm ER 20	100 Nm/73 ayak-libre
Tüm ER 25	130 Nm/95 ayak-libre
Tüm ER 40	220 Nm/160 ayak-libre

SynchroFlex® ER kılavuz çekme aynası

MAS-BT 403

392.5563



	1	2 ¹⁾	3 ¹⁾	4 ¹⁾	5	6
Sipariş kodu	Somun	Ay anahtarı	Ay anahtarı	Ay anahtarı	Kesme sıvısı borusu	Anahtar
392.5563-30 11 082	5533 051-07	-	5680 091-02	-	-	-
392.5563-30 20 105	5533 051-02	-	5680 091-03	5680 092-05	5692 031-01	3021 010-030 (3.0)
392.5563-30 25 125	5533 051-03	5680 096-02	-	5680 092-06	5692 031-02	3021 010-030 (3.0)

1) Aksesuarlar ayrıca sipariş edilmelidir.

Aksesuarlar

ER kılavuz çekme pensleri ve anahtarlar takımla birlikte verilmez, ayrıca sipariş edilmelidir. Bkz sayfa (Ref 1).

Çok Önemli!

Pens somununu sağlam sıkmak için iki anahtar kullanınız.

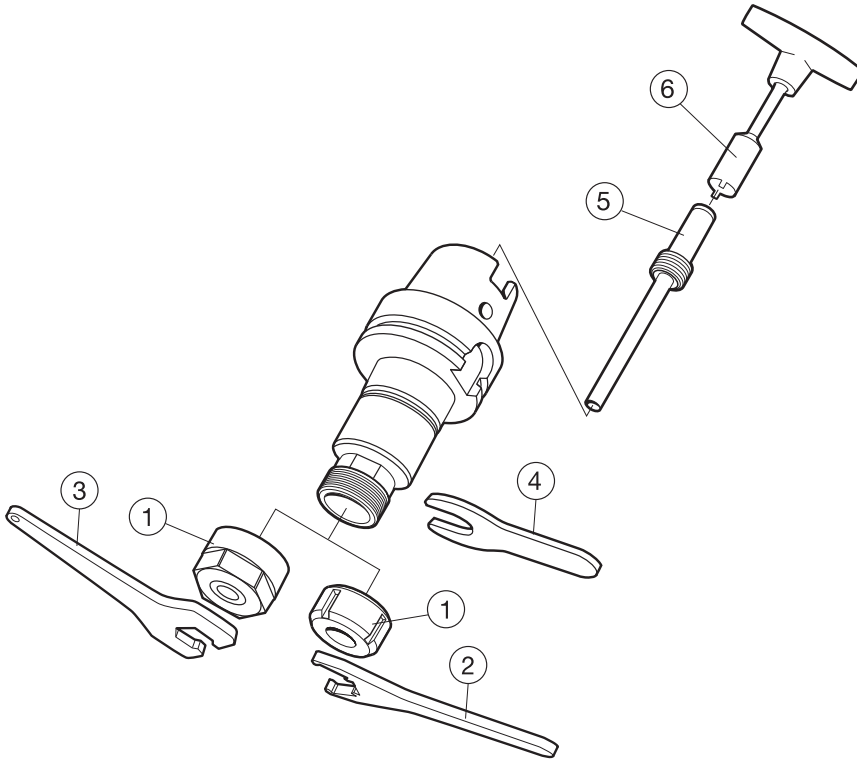
Ataçmanların sapını kavrayarak sıkma tavsiye edilmez.

Somunu aşırı sıkmamaya özen gösterin, çünkü bu kılavuz tahrik elemanında hasara sebep olabilir.

ER kılavuz çekme pens somunları için tavsiye edilen somun sıkma tork değerleri	
Tüm ER 11	30 Nm/22 ayak-libre
Tüm ER 20	100 Nm/73 ayak-libre
Tüm ER 25	130 Nm/95 ayak-libre
Tüm ER 40	220 Nm/160 ayak-libre

SynchroFlex® ER kılavuz çekme aynası

HSK



	1	2 ¹⁾	3 ¹⁾	4 ¹⁾	5	6
Sipariş kodu	Somun	Ay anahtarı	Ay anahtarı	Ay anahtarı	Kesme sıvısı borusu	Anahtar
392.41062-63 20 xxx	5533 050-08	-	5680 091-02	5680 092-04	-	-
392.41062-63 25 xxx	5533 050-02	5680 096-02	-	5680 092-05	-	-
392.41062-63 40 xxx	5533 050-04	5680 096-04	-	5680 092-06	-	-
392.41062-100 20 xxx	5533 050-08	-	5680 091-02	5680 092-04	-	-
392.41062-100 25 xxx	5533 050-02	5680 096-02	-	5680 092-05	-	-
392.41062-100 40 xxx	5533 050-04	5680 096-04	-	5680 092-06	-	-
392.41063-63 20 xxx	5533 051-02	-	5680 091-02	5680 092-04	5692 032-01	5680 094-04
392.41063-63 25 xxx	5533 051-03	5680 096-02	-	5680 092-05	5692 032-02	5680 094-04
392.41063-63 40 xxx	5533 051-05	5680 096-04	-	5680 092-06	5692 032-05	5680 094-04
392.41063-100 20 xxx	5533 051-02	-	5680 091-02	5680 092-04	5692 032-03	5680 094-06
392.41063-100 25 xxx	5533 051-03	5680 096-02	-	5680 092-05	5692 032-04	5680 094-06
392.41063-100 40 xxx	5533 051-05	5680 096-04	-	5680 092-06	5692 032-06	5680 094-06

1) Aksesuarlar ayrıca sipariş edilmelidir.

Aksesuarlar

ER kılavuz çekme pensleri ve anahtarlar takımla birlikte verilmez, ayrıca sipariş edilmelidir. Bkz sayfa (Ref 1).

Çok Önemli!

Pens somununu sağlam sıkamak için iki anahtar kullanınız.

Ataçmanların sapını kavrayarak sıkma tavsiye edilmez.

Somunu aşırı sıkılmaya özen gösterin, çünkü bu kılavuz tahrik elemanında hasara sebep olabilir.

ER kılavuz çekme pens somunları için tavsiye edilen somun sıkma tork değerleri

Tüm ER 11	30 Nm/22 ayak-libre
Tüm ER 20	100 Nm/73 ayak-libre
Tüm ER 25	130 Nm/95 ayak-libre
Tüm ER 40	220 Nm/160 ayak-libre

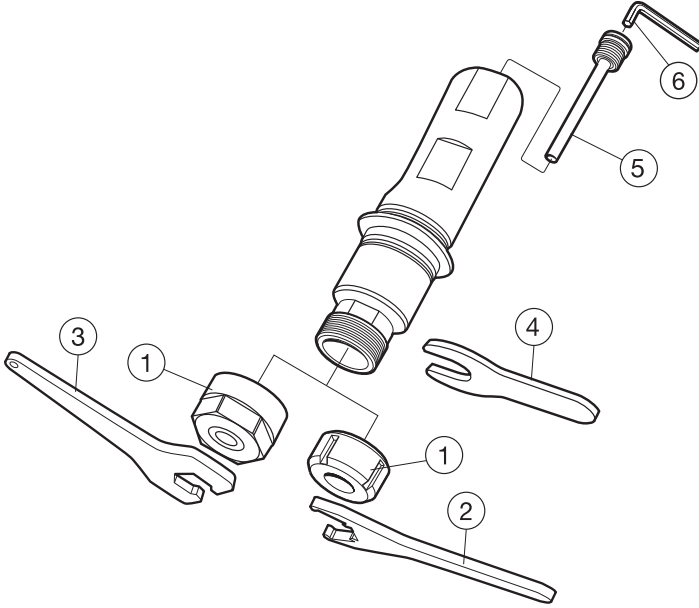
SynchroFlex® ER kılavuz çekme aynası

Weldon/Whistle Çentikli kombi takım sapı

Pens tipi

393.2062

393.2063



Weldon saplı

393.2062/393.2063	1	2 ¹⁾	3 ¹⁾	4 ¹⁾	5	6
	Somun	Ay anahtarı	Ay anahtarı	Ay anahtarı	Kesme sıvısı borusu	Anahtar
393.2062 -xx 11	5533 050-07	-	5680 091-03	5680 092-03	-	-
393.2062 -xx 20	5533 050-08	-	5680 091-02	5680 092-04	-	-
393.2062 -xx 25	5533 050-02	5680 096-02	-	5680 092-05	-	-
393.2063 -xx 20	5533 051-02	-	5680 091-02	5680 092-04	5692 031-01	3021 010- 030
393.2063 -xx 25	5533 051-03	5680 096-02	-	5680 092-05	5692 031-02	3021 010- 030
393.2063 -xx 40	5533 051-05	5680 096-04	-	5680 092-06	5692 031-03	3021 010- 030

1) Aksesuarlar ayrıca sipariş edilmelidir.

Aksesuarlar

ER kılavuz çekme pensleri ve anahtarlar takımla birlikte verilmez, ayrıca sipariş edilmelidir. Bkz sayfa (Ref 1).

Çok Önemli!

Pens somununu sağlam sıkılamak için iki anahtar kullanınız.

Ataçmanların sapını kavrayarak sıkma tavsiye edilmez.

Somunu aşırı sıkılamaya özen gösterin, çünkü bu kılavuz tahrik elemanında hasara sebep olabilir.

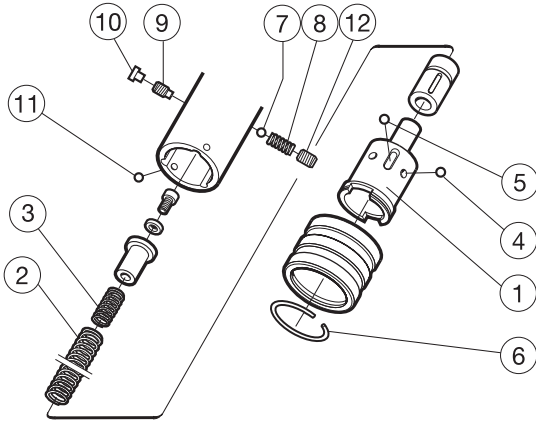
ER kılavuz çekme pens somunları için tavsiye edilen somun sıkma tork değerleri

Tüm ER 11	30 Nm/22 ayak-libre
Tüm ER 20	100 Nm/73 ayak-libre
Tüm ER 25	130 Nm/95 ayak-libre
Tüm ER 40	220 Nm/160 ayak-libre

Hızlı deęiřtirmeli kılavuz çekme aynası

Yedek parça seti

Coromant Capto Cx-391.60/61
 HSK 392.41060
 Weldon 393.2060



1. Kovan
2. Baskı yayı
3. Baskı yayı
4. Bilya
5. Bilya
6. Segman
7. Bilya
8. Baskı yayı
9. Stop vidası
10. Plastik tapa
11. Baęlama bilezięi (ölçü 1)
12. Vida

1

2-12

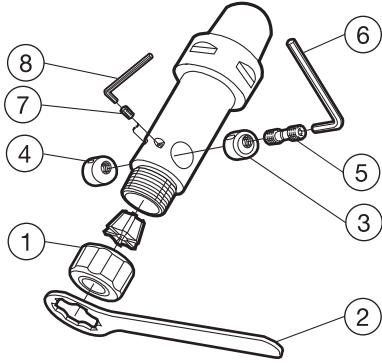
Adaptör ölçüsü	Kovan	Yedek parça seti seti
Cx-391.60/61xxx-00 393.4160-xx00 A393.2060-xx00	5638 055-00	5471 020-00
Cx-391.60/61xxxx-01 392.41060-xx01 393.2060-xx01 A393.2060-xx01	5638 055-01	5471 020-01
Cx-391.60/61xxxx-02 392.41060-xx02 393.2060-xx02 A393.2060-xx02	5638 055-02	5471 020-02
Cx-391.60/61xxxx-03 392.41060-xx03 393.2060-xx03 A393.2060-xx03	5638 055-03	5471 020-03
Cx-391.60/61xxx-04 393.4160-xx04 A393.2060-xx04	5638 055-04	5471 020-04

Hareketli lastikli pens adaptörü

Coromant Capto®

Cx-391.60A

Cx-391.60B



	1	2 ¹⁾	3	4
Cx-391.60A- Cx-391.60B-	Kilitleme somunu	Ay anahtarı	Sağ çene	Sol çene
01 xxx	391.60A-OZ 3158	5680 090-01	5412 093-01	5412 093-02
02 xxx	391.60A-OZ 3159	5680 090-02	5412 093-01	5412 093-02
03 xxx	391.60A-OZ N460	5680 092-01	5412 093-03	5412 093-04
	5	6 ¹⁾	7	8 ¹⁾
Cx-391.60A- Cx-391.60B-	Ayar vidası	Çene anahtarı (mm)	Allen başlı vida	Anahtar (mm)
01 xxx	5516 050-01	3021 010-040 (4.0)	3214 020-255	174.1-870 (2.0)
02 xxx	5516 050-01	3021 010-040 (4.0)	3214 020-255	174.1-870 (2.0)
03 xxx	5516 050-02	3021 010-050 (5.0)	3214 020-305	174.1-863 (2.5)

1) Aksesuarlar ayrıca sipariş edilmelidir.

KILAVUZ ÇEKME HAKKINDA GENEL HUSUSLAR

Bir kılavuz çekme operasyonunun başarısı, tamamı bitmiş ürünün kalitesini etkileyen bir dizi faktöre bağlıdır.

1. Parçanın malzemesi ve deliğin tipi (örneğin kör veya boydan boya delik gibi) için Malzeme sınıflama kartından doğru kılavuz tasarımını seçin.
2. Parçanın emniyetli biçimde bağlandığından emin olun, yanıl hareket kılavuzun kırılmasına veya kötü vida dişi kalitesine sebep olabilir.
3. İlgili katalog sayfasından doğru matkap ölçüsünü seçin. Form verme (ovalama) kılavuzları için matkap ölçüsünün farklı olduğunu unutmayın. Daima, parça malzemesinin çalışma sertleşmesinin (pekleşmenin) minimumda tutulduğundan emin olun.
4. Katalog ürün sayfasında ve CoroGuide'da gösterilen doğru kesme hızını seçin.
5. Doğru uygulama için uygun kesme sıvısını kullanın.
6. Kılavuzun deliği düzgün ağızladığından emin olun, düzgün olmayan bir ilerleme yanlış ağızlamaya sebep olabilir.

KESME YAPAN KILAVUZLARIN SINIFLARI 2B & 3B: BİRLEŞİK İNÇ VIDA DİŞLERİ

Ölçü	TPI		Kılavuz sınırları	
	UNC	UNF	Sınıf 2B	Sınıf 3B
0		80	H2	H1
1	64		H2	H1
1		72	H2	H1
2	56		H2	H1
2		64	H2	H1
3	48		H2	H1
3		56	H2	H1
4	40		H2	H2
4		48	H2	H1
5	40		H2	H2
5		44	H2	H1
6	32		H3	H2
6		40	H2	H2
8	32		H3	H2
8		36	H2	H2
10	24		H3	H3
10		32	H3	H2
12	24		H3	H3
12		28	H3	H3
1/4	20		H5	H3
1/4		28	H4	H3
5/16	18		H5	H3
5/16		24	H4	H3
3/8	16		H5	H3

Ölçü	TPI		Kılavuz sınırları	
	UNC	UNF	Sınıf 2B	Sınıf 3B
3/8		24	H4	H3
7/16	14		H5	H3
7/16		20	H5	H3
1/2	13		H5	H3
1/2		20	H5	H3
9/16	12		H5	H3
9/16		18	H5	H3
5/8	11		H5	H3
5/8		18	H5	H3
3/4	10		H5	H5
3/4		16	H5	H3
7/8	9		H6	H4
7/8		14	H6	H4
1"	8		H6	H4
1"		12	H6	H4
1.1/8	7		H8	H4
1.1/8		12	H6	H4
1.1/4	7		H8	H4
1.1/4		12	H6	H4
1.3/8	6		H8	H4
1.3/8		12	H6	H4
1.1/2	6		H8	H4
1.1/2		12	H6	H4

SOGUK BIÇIMLENDİRME KILAVUZLARI: GEOMETRİLER VE İŞLEM

Kesme yapan kılavuzlardan farklı olan soğuk biçimlendirme (form verme - ovalama) kılavuzları, geleneksel kesme etkisinden ziyade vida dişlerini, parça malzemesinin plastik deformasyonu ile üretir. Bu, etkileriyle talaş oluşmaması anlamına gelir. Uygulama alanı iyi şekillendirilebilen malzemelerdir. Çekme dayanımı (Rm) 1200 N/mm²'yi aşmamalı ve uzama (süneklik) faktörü (A5) % 10'dan az olmamalıdır.

Kanalları olmayan soğuk biçimlendirme kılavuzları normal (dik) işleme için ve özellikle kör deliklere dikey pozisyonda kılavuz çekmek için uygundur. Aynı zamanda içten soğutma sıvısı teminine sahip biçimde tedarik edilebilir.

Kesme yapan kılavuzlara göre avantajları:

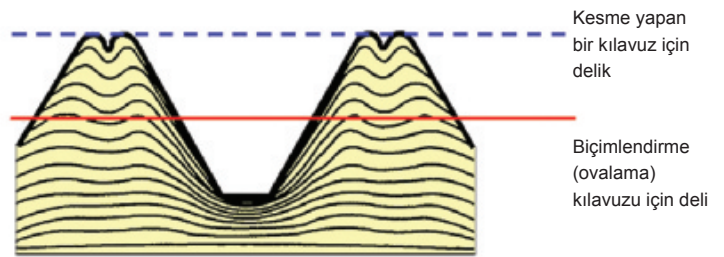
- Soğuk biçimlendirme alışılmış vida dişi kesmeden daha hızlıdır.
- Soğuk biçimlendirme kılavuzları genellikle daha uzun takım ömrü sergiler.
- Bir tip takım, farklı malzemeler ile boydan boya ve kör deliklerin her ikisinde de kullanılabilir.
- Soğuk biçimlendirme kılavuzları, daha düşük kırılma riski olan daha kararlı bir tasarıma sahiptir.
- Doğru toleranslara sahip vida dişleri garanti edilir.
- Talaş yoktur.
- Kesilerek elde edilen vida dişlerine göre daha yüksek dayanıma (daha yüksek bant dayanımına) sahip vida dişleri (% 100' e kadar daha fazla).
- Vida dişi üzerinde, keserek biçimlendirmeyle elde edilenden daha düşük yüzey pürüzlülüğü.

Verimli kullanım için ön şartlar

- Yeterli malzeme sünekliği, $A5 > \%10$
- Hassas delinmiş delik çapı
- İyi yağlama zorunludur.

BİR VIDA DIŞI BIÇIMLENDİRİLİRKEN MALZEME AKIŞI

Kılavuz çekilecek delik ölçüsü; delinecek malzemeye, seçilen kesme şartlarına ve kullanılan ekipmanın durumuna bağlıdır. Malzeme, kılavuz tarafından vida girişinde itiliyorsa ve/veya kılavuz ömrü çok kısa ise, bir miktar daha büyük delik çapı seçin. Diğer taraftan, vida dişi profilinin biçimlenmesi yetersiz ise nispeten daha küçük bir delik çapı seçin.

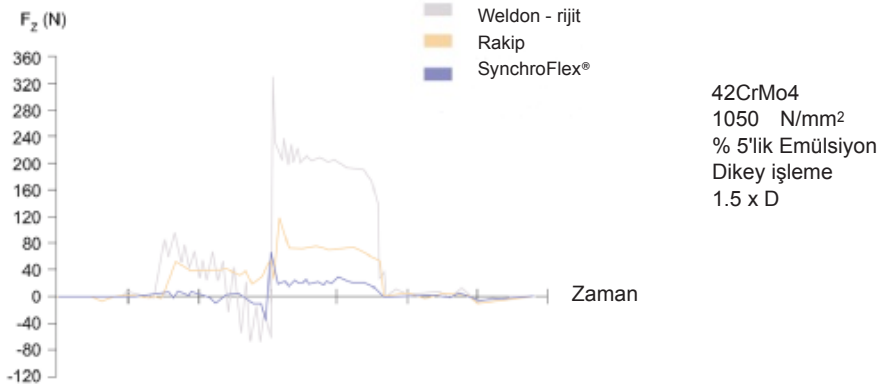


Kılavuz çekme ataçmanları

Kılavuz çekme işlemi, takımın dönel ve aksel hareketlerinin karmaşık bir dengesidir. Bazen aksel hareketlerinin sınırlandırılmasını gerektirir.

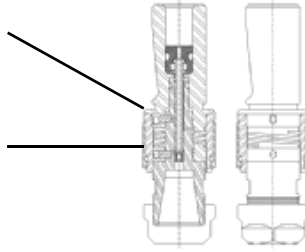
Kılavuzun gerçek adımı ile hesaplanmış ilerleme arasında mikro düzeydeki farklar bile vida dişi yanaklarında oldukça yüksek ilerleme kuvvetlerine ve bu sebeple, vida dişi kalitesini ve takım ömrünü kayda değer biçimde azaltan, kesme basıncında bir artışa sebep olabilir.

Coromant's SynchroFlex® kılavuz tutucu, aksel olduğu kadar radyal yönde de mikro aralıktaki pozisyon sapmalarını telafi edecek şekilde, hassas olarak üretilmiş mikro kompanzator veya "Esneklik" temeline dayalı bir kılavuz tutucudur. İlave olarak kılavuz yanaklarında oluşan basınç kayda değer biçimde azaltılabilir.



Eksenel telafi oldukça güvenli bir aralıkta sınırlandırılmıştır.

Tork, esnemeyen tahrik makaraları ve pimleri tarafından iletilir.



İlave faydaları aşağıdaki hususları kapsar:

- Düşük sürtünme (ve bu yüzden düşük aşınma) uzun takım ömrü sağlar
- Daha hassas bir üretim işlemi için daha yüksek hassasiyette derinlik kontrolü
- Talaş tahliyesini önemli ölçüde iyileştiren ince tasarım - Kılavuz kırılma riskinin azalması sebebiyle daha büyük işleme güvenliği
- Hareketin oldukça emniyetli bir aralıkta sınırlandırılmış olması sebebi ile esneme asla aşırı gerilmelere maruz kalmaz ve yine bu sebeple tutucu asla yorulmaya maruz kalmaz veya aşınmaz
- Komple diş çekme çözümü: Tutucu; örneğin CoroTap™ -Özel malzemeler için optimize edilmiş ve CoroTap™ - Her işe uygunluk için imal edilmiş kılavuz geometrileriyle koordinelidir.

Senkronize kılavuz çekme döngülü CNC tezgahlarda kullanıma uygun tüm SynchroFlex® kılavuz tutucular, özellikle paslanmaz çelik (ISO M) ve nikel (ISO S) malzemelerde diş açarken, kılavuz üzerindeki işlem güvenliğini daha da iyileştirmek için içten soğutma sıvısı teminiyle (80 bara'a kadar) tedarik edilir.

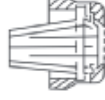
Çok yaygın arka uçlu sistem adaptörleri gibi DIN 1835 B/E, HSK A/C 63 ve Capto tezgah arayüzleri de tedarik edilir

SynchroFlex® kılavuz tutucular büyük helis açıları ve büyük boşaltmalarla kullanıldığında faydalar maksimum düzeyde olur.

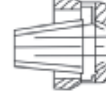
Kılavuzun takılması

1. Kılavuz sapı ve karesi için uygun kare tahrikli ER pensi seçin.
2. Pens tırnağının pens yuvasında sabitlendiğinden emin olacak şekilde pensi somun içine yerleştirin.

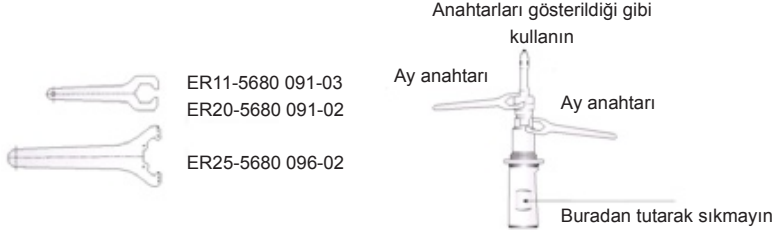
YANLIŞ



DOĞRU



3. Pens somununu sağlam sıkamak için iki anahtar kullanınız. Ataçmanların sapını kavrayarak sıkma tavsiye edilmez. Somunu aşırı sıkılmaya özen gösterin, çünkü bu kılavuz tahrik elemanında hasara sebep olabilir.



ER kılavuz çekme pens somunları için tavsiye edilen somun sıkma tork değerleri	
Tüm ER 11	30 Nm/22 ayak-libre
Tüm ER 20	100 Nm/73 ayak-libre
Tüm ER 25	130 Nm/95 ayak-libre
Tüm ER 40	220 Nm/160 ayak-libre

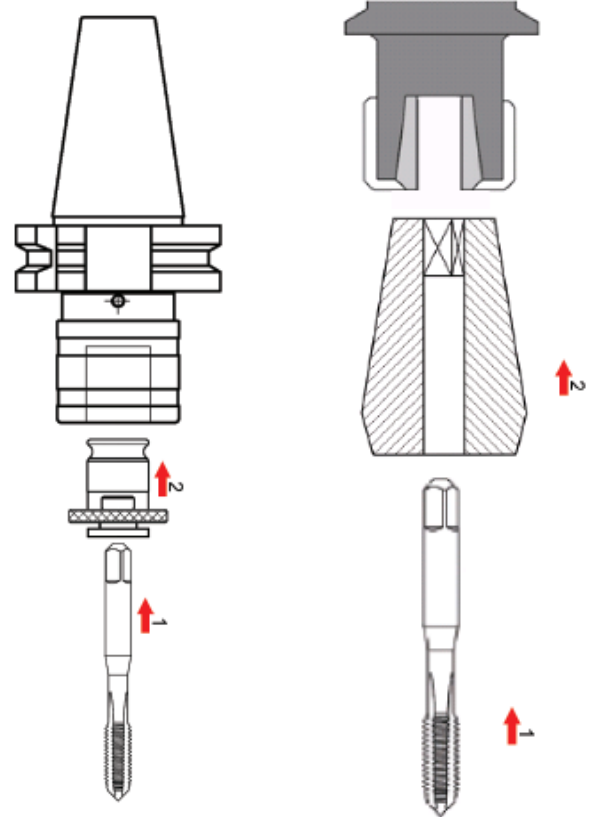
Çabuk değişen kılavuz bağlama

Çabuk değişim işleviyle kolay kılavuz bağlama, tam çekme ve basma hareketi. Bu tip kılavuz tutucu, Genel Amaçlar (GP)/ standard/ el kılavuzları için tavsiye edilir.

NC uygulamalarında serbest bir kılavuzlama ataçmanı kullanıldığında, program için seçilen ilerleme değerinin doğru olduğundan emin olun: Kılavuzun kendi adımını oluşturmasına müsaade etmek için adımın % 95'i ile % 97'si tavsiye edilir. Bu sadece yüksek performanslı olmayan helisel kılavuzlar için mümkündür. SynchroFlex® veya ER Pensleri gibi rijit kılavuz tutucular kullanıldığında % 100 ilerleme kullanın.

Her uygulama için daima uygun kesme sıvısı kullanın.

Çabuk değişen kılavuz tutucu



* SynchroFlex, Tapmatic Corp., USA'nın tescilli markasıdır.

Tavsiye edilen delik ölçüleri

Delik çapı kılavuzu

Bu kılavuz, kılavuz çekilecek deliklerde doğru çapın seçimi için tavsiyeler sunar.

Seçilecek delik çapının ne olduğunu matkap tipi ve çalışma malzemesi tayin eder.

Matkabın toleranslarına baęlı olarak delik çapının matkap çapından farklı olabileceğine dikkat edin. En iyi delik ölçüsü hassasiyeti için, dar tolerans seviyesine sahip yüksek teknoloji ürünü bir yekpare karbür matkap kullanın. Bu durum, bu kılavuzda sunulan PHDX değerine daha yakın bir matkap seçimini mümkün kılar.

Tokluğu çok yüksek malzemelerde kılavuz çekme işlemlerinde olduğu gibi, istisnai durumlarda, takım ömrünü artırmak için, PHDX'ten daha büyük bir delik çapı seçilebilir. Vida diři dayanımı halen yeterli olabilecek fakat vida diři standard toleransların dışına çıkacaktır.

Daha fazla teknik bilgi için, bkz www.sandvik.coromant.com

Tavsiye edilen delik ölçüleri

Kesme yapan kılavuzlar

M

DIN 13		Metrik		İnç	
TDZ	TP	PHD	PHDX *5H/6H	PHD	PHDX 6H
M 1*	x 0,25	0,75	0,785	0,0295	0,0309
M 1,1*	x 0,25	0,85	0,885	0,0335	0,0348
M 1,2*	x 0,25	0,95	0,985	0,0374	0,0388
M 1,4*	x 0,30	1,10	1,142	0,0433	0,0450
M 1,6	x 0,35	1,25	1,321	0,0492	0,0520
M 1,8	x 0,35	1,45	1,521	0,0571	0,0599
M 2	x 0,40	1,60	1,679	0,0630	0,0661
M 2,2	x 0,45	1,75	1,838	0,0689	0,0724
M 2,3	x 0,40	1,85	1,938	0,0728	0,0763
M 2,5	x 0,45	2,05	2,138	0,0807	0,0842
M 2,6	x 0,45	2,15	2,238	0,0846	0,0881
M 3	x 0,50	2,50	2,599	0,0984	0,1023
M 3,5	x 0,60	2,90	3,010	0,1142	0,1185
M 4	x 0,70	3,30	3,422	0,1299	0,1347
M 4,5	x 0,75	3,70	3,878	0,1457	0,1527
M 5	x 0,80	4,20	4,334	0,1654	0,1706
M 6	x 1,00	5,00	5,153	0,1969	0,2029
M 7	x 1,00	6,00	6,153	0,2362	0,2422
M 8	x 1,25	6,80	6,912	0,2677	0,2721
M 9	x 1,25	7,80	7,912	0,3071	0,3115
M 10	x 1,50	8,50	8,676	0,3346	0,3416
M 11	x 1,50	9,50	9,676	0,3740	0,3809
M 12	x 1,75	10,20	10,441	0,4016	0,4111
M 14	x 2,00	12,00	12,210	0,4724	0,4807
M 16	x 2,00	14,00	14,210	0,5512	0,5594
M 18	x 2,50	15,50	15,744	0,6102	0,6198
M 20	x 2,50	17,50	17,744	0,6890	0,6986
M 22	x 2,50	19,50	19,744	0,7677	0,7773
M 24	x 3,00	21,00	21,252	0,8268	0,8367
M 27	x 3,00	24,00	24,252	0,9449	0,9548
M 30	x 3,50	26,50	26,771	1,0433	1,0540
M 33	x 3,50	29,50	29,771	1,1614	1,1721
M 36	x 4,00	32,00	32,270	1,2598	1,2705
M 39	x 4,00	35,00	35,270	1,3780	1,3886
M 42	x 4,50	37,50	37,799	1,4764	1,4881
M 45	x 4,50	40,50	40,799	1,5945	1,6063
M 48	x 5,00	43,00	43,297	1,6929	1,7046
M 52	x 5,00	47,00	47,297	1,8504	1,8621
M 56	x 5,50	50,50	50,796	1,9882	1,9998
M 64	x 6,00	58,00	58,305	2,2835	2,2955

Parametrelerle ilgili açıklamalar için, bkz sayfa (Ref 1) ve (Ref 2)

Tavsiye edilen delik ölçüleri

Kesme yapan kılavuzlar

MF

DIN 13		Metrik		İnç	
TDZ	TP	PHD	PHDX 6H	PHD	PHDX 6H
M 2,5	x 0,35	2,15	2,221	0,0846	0,0874
M 3,0	x 0,35	2,65	2,721	0,1043	0,1071
M 3,5	x 0,35	3,15	3,221	0,1240	0,1268
M 4,0	x 0,50	3,50	3,599	0,1378	0,1417
M 4,5	x 0,50	4,00	4,099	0,1575	0,1614
M 5,0	x 0,50	4,50	4,599	0,1772	0,1811
M 5,5	x 0,50	5,00	5,099	0,1969	0,2007
M 6,0	x 0,75	5,25	5,378	0,2047	0,2117
M 7,0	x 0,75	6,25	6,378	0,2441	0,2511
M 8,0	x 0,50	7,50	7,599	0,2953	0,2992
M 8,0	x 0,75	7,25	7,378	0,2835	0,2905
M 8,0	x 1,00	7,00	7,153	0,2756	0,2816
M 9,0	x 0,75	8,25	8,378	0,3228	0,3298
M 9,0	x 1,00	8,00	8,153	0,3150	0,3210
M 10	x 0,75	9,25	9,378	0,3622	0,3692
M 10	x 1,00	9,00	9,153	0,3543	0,3604
M 10	x 1,25	8,80	8,912	0,3465	0,3509
M 11	x 0,75	10,25	10,378	0,4016	0,4086
M 11	x 1,00	10,00	10,153	0,3937	0,3997
M 12	x 1,00	11,00	11,153	0,4331	0,4391
M 12	x 1,25	10,75	10,912	0,4252	0,4296
M 12	x 1,50	10,50	10,676	0,4134	0,4203
M 14	x 1,00	13,00	13,153	0,5118	0,5178
M 14	x 1,25	12,75	12,912	0,5039	0,5083
M 14	x 1,50	12,50	12,676	0,4921	0,4991
M 15	x 1,00	14,00	14,153	0,5512	0,5572
M 15	x 1,50	13,50	13,676	0,5315	0,5384
M 16	x 1,00	15,00	15,153	0,5906	0,5966
M 16	x 1,25	14,80	14,912	0,5827	0,5871
M 16	x 1,50	14,50	14,676	0,5709	0,5778
M 17	x 1,00	16,00	16,153	0,6299	0,6359
M 17	x 1,50	15,50	15,676	0,6102	0,6172
M 18	x 1,00	17,00	17,153	0,6693	0,6753
M 18	x 1,50	16,50	16,676	0,6496	0,6565
M 20	x 1,00	19,00	19,153	0,7480	0,7541
M 20	x 1,50	18,50	18,676	0,7283	0,7353
M 20	x 2,00	18,00	18,210	0,7087	0,7169
M 22	x 1,00	21,00	21,153	0,8268	0,8328
M 22	x 1,50	20,50	20,676	0,8071	0,8140
M 22	x 2,00	20,00	20,210	0,7874	0,7957
M 24	x 1,00	23,00	23,153	0,9055	0,9115
M 24	x 1,50	22,50	22,676	0,8858	0,8928
M 24	x 2,00	22,00	22,210	0,8661	0,8744
M 25	x 1,00	24,00	24,153	0,9449	0,9509
M 25	x 1,50	23,50	23,676	0,9252	0,9321
M 25	x 2,00	23,00	23,210	0,9055	0,9138
M 27	x 1,00	26,00	26,153	1,0236	1,0296
M 27	x 1,50	25,50	25,676	1,0039	1,0109
M 27	x 2,00	25,00	25,210	0,9843	0,9925
M 28	x 1,00	27,00	27,153	1,0630	1,0690
M 28	x 1,50	26,50	26,676	1,0433	1,0502
M 28	x 2,00	26,00	26,210	1,0236	1,0319
M 30	x 1,00	29,00	29,153	1,1417	1,1478
M 30	x 1,50	28,50	28,676	1,1220	1,1290
M 30	x 2,00	28,00	28,210	1,1024	1,1106
M 30	x 3,00	27,00	27,252	1,0630	1,0729
M 32	x 1,50	30,50	30,676	1,2008	1,2077
M 32	x 2,00	30,00	30,210	1,1811	1,1894
M 33	x 1,50	31,50	31,676	1,2402	1,2471
M 33	x 2,00	31,00	31,210	1,2205	1,2287
M 33	x 3,00	30,00	30,252	1,1811	1,1910
M 35	x 1,50	33,50	33,676	1,3189	1,3258
M 36	x 1,50	34,50	34,676	1,3583	1,3652

Parametrelerle ilgili açıklamalar için, bkz sayfa (Ref 1) ve (Ref 2)

Tavsiye edilen delik ölçüleri

Kesme yapan kılavuzlar

UNC

ASME B1.1		Metrik			İnç		
TDZ	TPI	PHD	PHDX 2B	PHDX 3B	PHD	PHDX 2B	PHDX 3B
Nr. 1	- 64	1,55	1,582	1,582	0,0610	0,0623	0,0623
Nr. 2	- 56	1,85	1,872	1,872	0,0728	0,0737	0,0737
Nr. 3	- 48	2,10	2,146	2,146	0,0827	0,0845	0,0845
Nr. 4	- 40	2,35	2,385	2,385	0,0925	0,0939	0,0939
Nr. 5	- 40	2,65	2,697	2,697	0,1043	0,1062	0,1062
Nr. 6	- 32	2,85	2,896	2,896	0,1122	0,1140	0,1140
Nr. 8	- 32	3,50	3,531	3,528	0,1378	0,1390	0,1389
Nr. 10	- 24	3,90	3,962	3,950	0,1535	0,1560	0,1555
Nr. 12	- 24	4,50	4,597	4,590	0,1772	0,1810	0,1807
1/4	- 20	5,10	5,268	5,250	0,2008	0,2074	0,2067
5/16	- 18	6,60	6,734	6,680	0,2598	0,2651	0,2630
3/8	- 16	8,00	8,164	8,082	0,3150	0,3214	0,3182
7/16	- 14	9,40	9,550	9,441	0,3701	0,3760	0,3717
1/2	- 13	10,80	11,013	10,881	0,4252	0,4336	0,4284
9/16	- 12	12,20	12,456	12,301	0,4803	0,4904	0,4843
5/8	- 11	13,50	13,868	13,693	0,5315	0,5460	0,5391
3/4	- 10	16,50	16,833	16,324	0,6496	0,6627	0,6427
7/8	- 9	19,50	19,748	19,520	0,7677	0,7775	0,7685
1	- 8	22,25	22,598	22,344	0,8760	0,8897	0,8797
1 1/8	- 7	25,00	25,349	25,082	0,9843	0,9980	0,9875
1 1/4	- 7	28,00	28,524	28,258	1,1024	1,1230	1,1125
1 3/8	- 6	30,75	31,120	30,851	1,2106	1,2252	1,2146
1 1/2	- 6	34,00	34,295	34,026	1,3386	1,3502	1,3396
1 3/4	- 5	39,50	39,814	39,560	1,5551	1,5675	1,5575
2	- 4,5	45,00	45,598	45,367	1,7717	1,7952	1,7861

UNF

ASME B1.1		Metrik			İnç		
TDZ	TPI	PHD	PHDX 2B	PHDX 3B	PHD	PHDX 2B	PHDX 3B
Nr.1	- 72	1,55	1,613	1,613	0,0610	0,0635	0,0635
Nr.2	- 64	1,85	1,913	1,913	0,0728	0,0753	0,0753
Nr.3	- 56	2,15	2,197	2,197	0,0846	0,0865	0,0865
Nr.4	- 48	2,40	2,459	2,459	0,0945	0,0968	0,0968
Nr.5	- 44	2,70	2,741	2,741	0,1063	0,1079	0,1079
Nr.6	- 40	2,95	3,023	3,012	0,1161	0,1190	0,1186
Nr.8	- 36	3,50	3,607	3,597	0,1378	0,1420	0,1416
Nr. 10	- 32	4,10	4,166	4,168	0,1614	0,1640	0,1641
Nr. 12	- 28	4,60	4,724	4,717	0,1811	0,1860	0,1857
1/4	- 28	5,50	5,580	5,563	0,2165	0,2197	0,2190
5/16	- 24	6,90	7,038	6,995	0,2717	0,2771	0,2754
3/8	- 24	8,50	8,626	8,565	0,3346	0,3396	0,3372
7/16	- 20	9,90	10,030	9,947	0,3898	0,3949	0,3916
1/2	- 20	11,50	11,618	11,524	0,4528	0,4574	0,4537
9/16	- 18	12,90	13,084	12,969	0,5079	0,5151	0,5106
5/8	- 18	14,50	14,671	14,554	0,5709	0,5776	0,5730
3/4	- 16	17,50	17,689	17,546	0,6890	0,6964	0,6908
7/8	- 14	20,40	20,663	20,493	0,8031	0,8135	0,8068
1	- 12	23,25	23,569	23,363	0,9154	0,9279	0,9198
1 1/8	- 12	26,50	26,744	26,538	1,0433	1,0529	1,0448
1 1/4	- 12	29,50	29,919	29,713	1,1614	1,1779	1,1698
1 3/8	- 12	32,75	33,094	32,888	1,2894	1,3029	1,2948
1 1/2	- 12	36,00	36,269	36,063	1,4173	1,4279	1,4198

G

DIN-ISO 228		Metrik		İnç	
TDZ	TPI	PHD	PHDX	PHD	PHDX
G 1/16	- 28	6,80	6,843	0,2677	0,2694
G 1/8	- 28	8,80	8,848	0,3465	0,3483
G 1/4	- 19	11,80	11,890	0,4646	0,4681
G 3/8	- 19	15,25	15,395	0,6004	0,6061
G 1/2	- 14	19,00	19,173	0,7480	0,7548
G 5/8	- 14	21,00	21,129	0,8268	0,8319
G 3/4	- 14	24,50	24,659	0,9646	0,9708
G 7/8	- 14	28,25	28,419	1,1122	1,1189
G 1	- 11	30,75	30,932	1,2106	1,2178
G 11/8	- 11	35,50	35,580	1,3976	1,4008
G 11/4	- 11	39,50	39,593	1,5551	1,5588
G 11/2	- 11	45,25	45,486	1,7815	1,7908

Tavsiye edilen delik ölçüleri

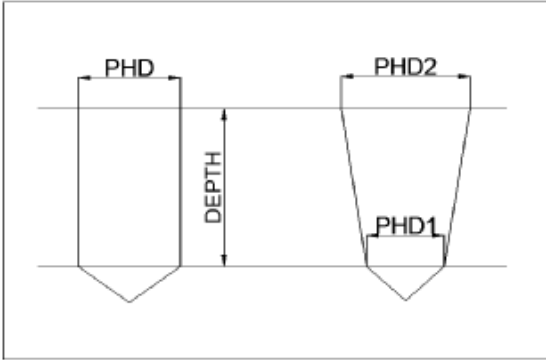
Kesme yapan kılavuzlar

NPT

ASME B1.20.1 Koniklik 1:16		Metrik				İnç			
TDZ	TPI	PHD	PHD1	PHD2	DEPTH	PHD	PHD1	PHD2	DEPTH
1/16	- 27	6,15	5,95	6,39	10,7	0,2421	0,2343	0,2516	0,4213
1/8	- 27	8,40	8,31	8,74	10,8	0,3307	0,3272	0,3441	0,4252
1/4	- 18	11,10	10,73	11,36	15,6	0,4370	0,4224	0,4472	0,6142
3/8	- 18	14,30	14,15	14,80	16,0	0,5630	0,5571	0,5827	0,6299
1/2	- 14	17,90	17,47	18,32	20,8	0,7047	0,6878	0,7213	0,8189
3/4	- 14	23,30	22,79	23,67	21,3	0,9173	0,8972	0,9319	0,8386
1	- 11,5	29,00	28,46	29,69	25,6	1,1417	112,0472	1,1689	1,0079

NPTF

ASME B1.20.3 Koniklik 1:16		Metrik				İnç			
TDZ	TPI	PHD	PHD1	PHD2	DEPTH	PHD	PHD1	PHD2	DEPTH
1/16	- 27	6,10	5,97	6,41	10,30	0,2402	0,2350	0,2524	0,4055
1/8	- 27	8,40	8,33	8,77	10,30	0,3307	0,3280	0,3453	0,4055
1/4	- 18	11,00	10,77	11,40	15,00	0,4331	0,4240	0,4488	0,5906
3/8	- 18	14,50	14,19	14,84	15,30	0,5709	0,5587	0,5843	0,6024
1/2	- 14	17,00	17,48	18,33	19,00	0,6693	0,6882	0,7217	0,7480
3/4	- 14	23,00	22,84	23,72	9,00	0,9055	0,8992	0,9339	0,3543
1	- 11,5	29,00	28,68	29,76	20,40	1,1417	1,1291	1,1717	0,8031



Parametrelerle ilgili açıklamalar için, bkz sayfa (Ref 1) ve (Ref 2)

Tavsiye edilen delik ölçüleri

Biçimlendirme (ovalama) kılavuzları

M

DIN 13		Metrik	İnç
TDZ	TP	PHD	PHD
M 1	x 0,25	0,90	0,0354
M 1.2	x 0,25	1,10	0,0433
M 1.4	x 0,30	1,26	0,0496
M 1.6	x 0,35	1,45	0,0571
M 1.7	x 0,35	1,55	0,0610
M 1.8	x 0,35	1,65	0,0650
M 2	x 0,40	1,82	0,0728
M 2,2	x 0,45	2,00	0,0787
M 2,5	x 0,45	2,30	0,0906
M 3	x 0,50	2,80	0,1102
M 3,5	x 0,60	3,25	0,1280
M 4	x 0,70	3,70	0,1457
M 5	x 0,80	4,65	0,1831
M 6	x 1,00	5,55	0,2185
M 7	x 1,00	6,55	0,2579
M 8	x 1,25	7,40	0,2913
M 9	x 1,25	8,40	0,3307
M 10	x 1,50	9,30	0,3661
M 11	x 1,50	10,30	0,4055
M 12	x 1,75	11,20	0,4409
M 14	x 2,00	13,10	0,5157
M 16	x 2,00	15,10	0,5945
M 18	x 2,50	16,90	0,6654
M 20	x 2,50	18,90	0,7441
M 22	x 2,50	20,90	0,8228
M 24	x 3,00	22,70	0,8937

MF

DIN 13		Metrik	İnç
TDZ	TP	PHD	PHD
M 2,5	x 0,35	2,35	0,0925
M 3	x 0,35	2,85	0,1122
M 4	x 0,35	3,85	0,1516
M 4	x 0,50	3,80	0,1496
M 5	x 0,50	4,80	0,1890
M 5,5	x 0,50	5,30	0,2087
M 6	x 0,75	5,65	0,2224
M 7	x 0,75	6,65	0,2618
M 8	x 0,75	7,65	0,3012
M 8	x 1,00	7,55	0,2972
M 9	x 0,75	8,65	0,3406
M 9	x 1,00	8,55	0,3366
M 10	x 0,75	9,65	0,3799
M 10	x 1,00	9,55	0,3760
M 10	x 1,25	9,40	0,3701
M 11	x 0,75	10,65	0,4193
M 11	x 1,00	10,55	0,4154
M 12	x 1,00	11,55	0,4547
M 12	x 1,25	11,40	0,4488
M 12	x 1,50	11,30	0,4449
M 14	x 1,00	13,55	0,5335
M 14	x 1,25	13,40	0,5276
M 14	x 1,25	13,30	0,5236
M 15	x 1,00	14,55	0,5728
M 15	x 1,50	14,30	0,5630
M 16	x 1,00	15,55	0,6122
M 16	x 1,50	15,30	0,6024
M 17	x 1,00	16,55	0,6516
M 17	x 1,50	16,30	0,6417
M 18	x 1,00	17,55	0,6909
M 18	x 1,50	17,30	0,6811
M 18	x 2,00	17,10	0,6732
M 20	x 1,00	19,55	0,7697
M 20	x 1,50	19,30	0,7598
M 24	x 1,00	23,55	0,9272
M 24	x 1,50	23,30	0,9173
M 24	x 2,00	23,10	0,9094

Parametrelerle ilgili açıklamalar için, bkz sayfa (Ref 1) ve (Ref 2)

Tavsiye edilen delik ölçüleri

Biçimlendirme (ovalama) kılavuzları

EG M

DIN 8140		Metrik
TDZ	TP	PHD
EG M 3	- 0,50	3,40
EG M 4	- 0,70	4,60
EG M 5	- 0,80	5,65
EG M 6	- 1,00	6,85
EG M 8	- 1,25	9,05
EG M 10	- 1,50	11,30
EG M 12	- 1,75	13,50

UNC

ASME B1.1		Metrik	İnç
TDZ	TPI	PHD	PHD
Nr. 1	- 64	1,68	0,0661
Nr. 2	- 56	1,98	0,0780
Nr. 3	- 48	2,28	0,0898
Nr. 4	- 40	2,55	0,1004
Nr. 5	- 40	2,90	0,1142
Nr. 6	- 32	3,15	0,1240
Nr. 8	- 32	3,80	0,1496
Nr.10	- 24	4,35	0,1713
Nr.12	- 24	5,00	0,1969
1/4	- 20	5,75	0,2264
5/16	- 18	7,30	0,2874
3/8	- 16	8,80	0,3465
7/16	- 14	10,30	0,4055
1/2	- 13	11,80	0,4646
9/16	- 12	13,30	0,5236
5/8	- 11	14,80	0,5827
3/4	- 10	17,90	0,7047
7/8	- 9	21,00	0,8268
1	- 8	24,00	0,9449

UNF

UNF: ASME B1.1		Metrik	İnç
TDZ	TPI	PHD	PHD
Nr. 1	- 72	1,70	0,0669
Nr. 2	- 64	2,00	0,0787
Nr. 3	- 56	2,30	0,0906
Nr. 4	- 48	2,60	0,1024
Nr. 5	- 44	2,90	0,1142
Nr. 6	- 40	3,20	0,1260
Nr. 8	- 36	3,85	0,1516
Nr.10	- 32	4,45	0,1752
Nr.12	- 28	5,10	0,2008
1/4	- 28	5,95	0,2343
1/16	- 24	7,45	0,2933
3/8	- 24	9,05	0,3563
7/16	- 20	10,55	0,4154
1/2	- 20	12,10	0,4764
9/16	- 18	13,65	0,5374
5/8	- 18	15,25	0,6004
3/4	- 16	18,35	0,7224
7/8	- 14	21,40	0,8425
1	- 12	24,45	0,9626

Parametrelerle ilgili açıklamalar için, bkz sayfa (Ref 1) ve (Ref 2)

Malzeme Çapraz Referans Tabloları

Standart & Ülke/Bölge													
ISO	MC-code	Dormer AMG	Europe DIN EN	Germany W.-nr	UK BS	EN	Sweden SS	USA AISI/SAE/ASTM	France AFNOR	Italy UNI	Spain UNE	Japan JIS	
P	Alaşımsız çelikler												
	P1.1.Z.AN	1.2	S235JR G2	1.0038	4360 40 C		1311	A570.36	E 24-2 Ne			STKM 12A;C	
	P1.1.Z.AN	1.2	S235J2 G3	1.0116	4360 40 B		1312	A573-81 65	E 24-U	Fe37-3			
	P1.1.Z.AN	1.2	C15	1.0401	080M15	-	1350	1015	CC12	C15C16	F.111	-	
	P1.1.Z.AN	1.2	C22	1.0402	050A20	2C/2D	1450	1020	CC20	C20C21	F.112	-	
	P1.1.Z.AN	1.2	C15E	1.1141	080M15	32C	1370	1015	XC12	C16	C15K	S15C	
	P1.1.Z.AN	1.2	C25E	1.1158	-	-	-	1025	-	-	-	S25C	
	P1.1.Z.AN	1.2	S380N	1.8900	4360 55 E		2145	A572-60	-	FeE390KG			
	P1.1.Z.AN	1.3	17MnV7	1.0870	4360 55 E		2142	A572-60	NFA 35-501 E 36	-	-	-	
	P1.1.Z.AN	1.3	55Si7	1.0904	250A53	45	2085	9255	55S7	55Si8	56Si7	-	
	P1.1.Z.HT	1.3	-	-	-	-	2090	9255	55S7	-	-	-	
	P1.2.Z.AN	1.2	S275J2G3	1.0144	4360 43C		1412	A573-81	E 28-3	-	-	SM 400A;B;C	
	P1.2.Z.AN	1.2	S355J2G3+C2	1.0570	4360 50B		2132	-	E36-3	Fe52BFN/ Fe52CFN	-	SM490A;B;C; YA;YB	
	P1.2.Z.AN	1.2	S355J2G3	1.0841	150 M 19		2172	5120	20 MC 5	Fe52	F-431	-	
	P1.2.Z.AN	1.3	C35	1.0501	060A35	-	1550	1035	CC35	C35	F.113	-	
	P1.2.Z.AN	1.3	C45	1.0503	080M46	-	1650	1045	CC45	C45	F.114	-	
	P1.2.Z.AN	1.3	40Mn4	1.1157	150M36	15	-	1039	35M5	-	-	-	
	P1.2.Z.AN	1.3	36Mn5	1.1167	-	-	2120	1335	40M5	-	36Mn5	SMn438(H)	
	P1.2.Z.AN	1.3	28Mn6	1.1170	150M28	14A	-	1330	20M5	C28Mn	-	SCMn1	
	P1.2.Z.AN	1.3	C35G	1.1183	060A35	-	1572	1035	XC38TS	C36	-	S35C	
	P1.2.Z.AN	1.3	C45E	1.1191	080M46	-	1672	1045	XC42	C45	C45K	S45C	
	P1.2.Z.AN	1.3	C53G	1.1213	060A52	-	1674	1050	XC48TS	C53	-	S50C	
	P1.2.Z.AN	1.3	C55	1.0535	070M55	-	1655	1055	-	C55	-	-	
	P1.2.Z.AN	1.3	C55E	1.1203	070M55	-	-	1055	XC55	C50	C55K	S55C	
	P1.3.Z.AN	1.3	C60E	1.0601	080A62	43D	-	1060	CC55	C60	-	-	
	P1.3.Z.AN	1.3	C60E	1.1221	080A62	43D	1678	1060	XC60	C60	-	S58C	
	P1.3.Z.AN	1.3	C101E	1.1274	060 A 96		1870	1095	XC 100	-	F-5117	-	
	P1.3.Z.AN	1.3	S340 MGC	1.0961	-	-	-	9262	60SC7	60SiCr8	60SiCr8	-	
	P1.3.Z.AN	1.4	C101u	1.1545	BW 1A		1880	W 1	Y105	C36KU	F-5118	SK 3	
	P1.3.Z.AN	1.4	C105W1	-	BW2	-	2900	W210	Y120	C120KU	F.515	SUP4	
	P1.4.Z.AN	1.2	11SMn30	1.0715	230M07	-	1912	1213	S250	CF9SMn28	11SMn28	SUM22	
	P1.4.Z.AN	1.2	11SMnPb30	1.0718	-	-	1914	12L13	S250Pb	CF9SMnPb28	11SMnPb28	SUM22L	
	P1.4.Z.AN	1.2	10SPb20	1.0722	-	-	-	-	10PbF2	CF10SPb20	10SPb20	-	
	P1.4.Z.AN	1.2	11SMn37	1.0736	240M07	1B	-	1215	S 300	CF9SMn36	12SMn35	-	
	P1.4.Z.AN	1.2	11SMnPb37	1.0737	-	-	1926	12L14	S300Pb	CF9SMnPb36	12SMnP35	-	
	P1.4.Z.AN	1.2	35S20	1.0726	212M36	8M	1957	1140	35MF4	-	F210G	-	
	P1.5.C.UT	1.2	GC16E	1.1142	030A04W	1A	1325	1115	-	-	-	-	
	Çelikler	Düşük alaşımlı çelikler											
		P2.1.Z.AN	1.3	16MnCr5	1.7139	-	-	2127	-	-	-	-	-
		P2.1.Z.AN	1.4-1.6	16Mo3	1.5415	1501-240	-	2912	A204Gr.A	15D3	16Mo3KW	16Mo3	-
		P2.1.Z.AN	1.4-1.6	14Ni6	1.5622	-	-	-	A350LF5	16N6	14Ni6	15Ni6	-
		P2.1.Z.AN	1.4-1.6	21NiCrMo2	1.6523	805M20	362	2506	8620	20NCD2	20NiCrMo2	20NiCrMo2	SNCM220(H)
		P2.1.Z.AN	1.4-1.6	17CrNiMo6	1.6587	820A16	-	-	-	18NCD6	-	14NiCrMo13	-
		P2.1.Z.AN	1.4-1.6	15Cr3	1.7015	523M15	-	-	5015	12C3	-	-	SCr415(H)
		P2.1.Z.AN	1.4-1.6	55Cr3	1.7176	527A60	48	-	5155	55C3	-	-	SUP9(A)
		P2.1.Z.AN	1.4-1.6	15CrMo5	1.7262	2127	-	2216	-	12CD4	-	12CrMo4	SCM415(H)
		P2.1.Z.AN	1.4-1.6	13CrMo4-5	1.7335	1501-620Gr27	-	-	A182 F11;F12	15CD3.5	14CrMo45	14CrMo45	-
		P2.1.Z.AN	1.4-1.6	10CrMo9 10	1.7380	1501-622Gr.31;45	-	2218	A182 F.22	12CD9, 10	12CrMo9, 10	TU.H	-
		P2.1.Z.AN	1.4-1.6	14MoV6 3	1.7715	1503-660-440	-	-	-	-	-	13MoCrV6	-
		P2.1.Z.AN	1.4-1.6	50CoMo4	1.7228	823M30	33	2512	-	-	653M31	-	-
P2.1.Z.AN		1.4-1.6	14NiCrMo134	1.6657	832M13	36C	-	-	-	15NiCrMo13	14NiCrMo131	-	
P2.1.Z.AN		1.4-1.6	16Mo5	1.5423	1503-245-420	-	-	4520	-	16Mo5	16Mo5	-	
P2.1.Z.AN		1.4-1.6	22Mo4	1.5419	605A32	-	2108	8620	25CD4	-	F520.S	-	
P2.1.Z.AN/P2.5.Z.HT		1.4-1.6	25CrMo4	1.7218	1717CDS110	-	2225	4130	16MC5	25CrMo4(KB)	AM26CrMo4	SCM420; SCM430	
P2.1.Z.AN/P2.5.Z.HT		1.4-1.6	16MnCr5	1.7131	(527M20)	-	2511	5115	35CD4	16MnCr5	16MnCr5	-	
P2.1.Z.AN/P2.5.Z.HT		1.4-1.6	34CrMo4	1.7220	708A37	19B	2234	4137;4135	42CD4TS	35CrMo4	34CrMo4	SCM432; SCCRM3	
P2.1.Z.AN/P2.5.Z.HT		1.4-1.6	41CrMo4	1.7223	708M40	19A	2244	4140;4142	42CD4	41CrMo4	42CrMo4	SCM 440	
P2.1.Z.AN/P2.5.Z.HT		1.4-1.6	42CrMo4	1.7225	708M40	19A	2244	4140	30 CD 12	42CrMo4	42CrMo4	SCM440(H)	
P2.2.Z.AN		1.4-1.6	31CrMo12	1.8515	722 M 24		2240	-	-	30CrMo12	F-1712	-	
P2.2.Z.AN		1.4-1.6	39CrMoV13 9	1.8523	897M39	40C	-	-	-	36CrMoV12	-	-	
P2.2.Z.AN		1.4-1.6	41CrS4	1.7039	524A14	-	2092	L1	-	105WCR 5	-	-	
P2.2.Z.AN		1.4-1.6	45WCrV7	1.2542	BS1	-	2710	S1	-	45WCrV8KU	45WCrSi8	-	
P2.2.Z.AN	1.4-1.6	40NiCrMo8-4	1.6562	311-Type 7	-	-	8740	-	40NiCrMo2(KB)	40NiCrMo2	SNCM240		
P2.2.Z.AN	1.4-1.6	42Cr4	1.7045	-	-	2245	5140	-	-	42Cr4	SCr440		
P2.2.Z.AN	1.4-1.6	31NiCrMo14	1.5755	830 M 31		2534	-	55NCV6	-	F-1270	-		
P2.2.Z.AN	1.6	50NiCr13	1.2721	-	-	2550	L6	40NCD3	-	F-528	-		

ISO	Standart & Ülke/Bölge											
	MC-code	Dormer AMG	Europe DIN EN	Germany W.-nr	UK BS	EN	Sweden SS	USA AISI/SAE/ASTM	France AFNOR	Italy UNI	Spain UNE	Japan JIS

M

Östenitik paslanmaz çelikler

M1.0.Z.AQ	2.2	X5CrNi18-10	1.4301	304S15	58E	2332, 2333	304	Z6CN18.09	X5CrNi18 10	F.3551	SUS304
M1.0.Z.AQ	2.2	X5CrNiMo17-2-2	1.4401	316S16	58J	2347	316	Z6CND17.11	X5CrNiMo17 12	F.3543	SUS316
M1.0.Z.AQ	2.2	X6CrNiTi18-10	1.4541	321S12	58B	2337	321	Z6CNT18.10	X6CrNiTi18 11	F.3553 F.3523	SUS321
M1.0.Z.AQ	2.3	X3CrNiMo13-4	1.4313	425C11	-	2385	CA6-NM	Z4CND13.4MZ38C13M	(G)X6CrNi304	-	SCS5
M1.0.Z.AQ	2.4	X1CrNiMo-Cu20-18-7	1.4547	-	-	2378	S31254	Z1CNDU20-18-06AZ	-	-	-
M1.0.Z.AQ/M1.0.C.UT	2.2	X53CrMnNiN21-9	1.4871	349S54	-	-	EV8	Z52CMN21.09	X53CrMnNiN21 9	-	SUH35, SUH36
M1.0.Z.AQ/M1.0.C.UT	2.2	X2CrNiN18-10	1.4311	304S62	-	2371	304LN	Z2CN18.10	-	-	SUS304LN
M1.0.Z.AQ/M1.0.C.UT	2.2	X2CrNiMoN17-13-3	1.4429	-	-	2375	316LN	Z2CND17.13	-	-	SUS316LN
M1.0.Z.AQ/M1.0.C.UT	2.2	X2CrNiMo17-12-2	1.4404	316S13	-	2348	316L	Z2CND17-12	X2CrNiMo1712	-	-
M1.0.Z.AQ/M1.0.C.UT	2.2	X2CrNiMo18-14-3	1.4435	316S13	-	2353	316L	Z2CND17.12	X2CrNiMo17 12	-	SCS16, SUS316L
M1.0.Z.AQ/M1.0.C.UT	2.2	X3CrNiMo17-3-3	1.4436	316S33	-	2343, 2347	316	Z6CND18-12-03	X8CrNiMo1713	-	-
M1.0.Z.AQ/M1.0.C.UT	2.2	X2CrNiMo18-15-4	1.4438	317S12	-	2367	317L	Z2CND19.15	X2CrNiMo18 16	-	SUS317L
M1.0.Z.AQ/M1.0.C.UT	2.2	X6CrNiNb18-10	1.4550	347S17	58F	2338	347	Z6CNNb18.10	X6CrNiNb18 11	F.3552 F.3524	SUS347
M1.0.Z.AQ/M1.0.C.UT	2.2	X6CrNiMoTi17-12-2	1.4571	320S17	58J	2350	316Ti	Z6NDT17.12	X6CrNiMoTi17 12	F.3535	-
M1.0.Z.AQ/M1.0.C.UT	2.2	X10CrNiMoNb 18-12	1.4583	-	-	-	318	Z6CNDNb17 13B	X6CrNiMoNb17 13	-	-
M1.0.Z.AQ/M1.0.C.UT	2.2	X15CrNiSi20-12	1.4828	309S24	-	-	309	Z15CNS20.12	-	-	SUH309
M1.0.Z.AQ/M1.0.C.UT	2.2	X2CrNiMoN17-11-2	1.4406	301S21	58C	2370	308	Z1NCDU25.20	-	F.8414	SCS17
M1.0.Z.AQ/M1.0.C.UT	2.2	X9CrNi18-8	1.4310	-	-	2331	301	Z12CN17.07	X12CrNi17 07	F.3517	SUS301
M1.0.Z.AQ/M1.0.C.UT	2.2	X2CrNi19-11	1.4306	304S11	-	2352	304L	Z2CN18-10	X2CrNi18 11	-	-
M1.0.Z.PH	2.4	X7CrNiAl17-7	1.4568 1.4504	316S111	-	-	17-7PH	Z8CNA17-07	X2CrNiMo1712	-	-
M1.2.Z.AQ	2.1	X8CrNiS18-9	1.4305	303S21	58M	2346	303	Z10CNF 18.09	X10CrNiS 18.09	F.3508	SUS303

Süper östenitik paslanmaz çelikler (Ni > % 20)

M2.0.C.AQ	2.2	G-X40NiCrSi36-18	1.4865	330C11	-	-	-	-	XG50NiCr39 19	-	SCH15
M2.0.Z.AQ	2.2	X8CrNi25-21	1.4845	310S24	-	2361	310S	Z12CN25 20	X6CrNi25 20	F.331	SUH310
M2.0.Z.AQ	2.2	X12NiCrSi36 16	1.4864	-	-	-	330	Z12NCS35.16	F-3313	-	SUH330
M2.0.Z.AQ	2.4	X1NiCrMo-Cu31-27-4	1.4563	-	-	2584	NO8028	Z1NCDU31-27-03	-	-	-
M2.0.Z.AQ	2.4	X1NiCrMo-Cu25-20-5	1.4539	-	-	2562	UNS V 0890A	Z2 NCDU25-20	-	-	-

Dubleks paslanmaz çelikler

M3.1.Z.AQ/M3.1.C.AQ	2.3	X2CrNiN23-4	1.4362	-	-	2376	S31500	-	-	-	-
M3.1.Z.AQ/M3.1.C.AQ	2.3	X8CrNiMo27-5	-	-	-	2324	S32900	-	-	-	-
M3.2.Z.AQ/M3.2.C.AQ	2.3	X2CrNiMoN22-53	-	-	-	2327	S32304	Z2CN23-04AZ	-	-	-
M3.2.Z.AQ/M3.2.C.AQ	2.3	-	-	-	-	2328	-	-	-	-	-
M3.2.Z.AQ/M3.2.C.AQ	2.3	X2CrNiMoN22-53	-	-	-	2377	S31803	Z2CND22-05-03	-	-	-

Ticari markalar

M1.0.Z.AQ	2.4	254 SMO	-	-	-	-	-	-	-	-	-
M1.1.Z.AQ	2.2	SANMAC 304 (Sandvik Steel)	-	-	-	-	-	-	-	-	-
M1.1.Z.AQ	2.2	SANMAC 304L (Sandvik Steel)	-	-	-	-	-	-	-	-	-
M1.1.Z.AQ	2.2	SANMAC 316 (Sandvik Steel)	-	-	-	-	-	-	-	-	-
M1.1.Z.AQ	2.2	SANMAC 316L (Sandvik Steel)	-	-	-	-	-	-	-	-	-
M3.2.Z.AQ	2.3	SANMAC SAF 2205 (Sandvik Steel)	-	-	-	-	-	-	-	-	-
M3.2.Z.AQ	2.3	SANMAC SAF 2507 (Sandvik Steel)	-	-	-	-	-	-	-	-	-

K

Dövülebilir dökme demirler

K1.1.C.NS	3.3	EN-GJMB350-10	0.8135	B 340/12	0815	32510	MN 35-10	-	-	-	FCMW330
K1.1.C.NS	3.3	EN-GJMB450-6	0.8145	P 440/7	0852	40010	Mn 450	GMN 45	-	-	FCMW370
K1.1.C.NS	3.3	EN-GJMB550-4	0.8155	P 510/4	0854	50005	MP 50-5	GMN 55	-	-	FCMP490
K1.1.C.NS	3.3	EN-GJMB650-2	0.8165	P570/3	0856	A220-70003	Mn 650-3	GMN 65	-	-	FCMP590
K1.1.C.NS	3.3	EN-GJMB700-2	0.8170	P690/2	0862	A220-80002	Mn700-2	GMN 70	-	-	FCMP690

Gri dökme demirler

K2.1.C.UT	3.1	EN-GJL-100	0.6010	-	-	0110	No 20 B	Ft 10 D	-	-	FC100
K2.1.C.UT	3.1	EN-GJL-150	0.6015	Grade 150	0115	-	No 25 B	Ft 15 D	G 15	FG 15	FC150
K2.1.C.UT	3.1-3.2	EN-GJL-200	0.6020	Grade 220	0120	-	No 30 B	Ft 20 D	G 20	-	FC200
K2.1.C.UT	3.1-3.2	EN-GJL-200	0.6025	Grade 260	0125	-	No 35 B	Ft 25 D	G 25	FG 25	FC250
K2.1.C.UT	3.1-3.2	EN-JLZ	0.6040	Grade 400	0140	-	No 55 B	Ft 40 D	-	-	-
K2.2.C.UT	3.1-3.2	EN-GJL-300	0.6030	Grade 300	0130	-	No 45 B	Ft 30 D	G 30	FG 30	FC300
K2.2.C.UT	3.1-3.2	EN-GJL-350	0.6035	Grade 350	0135	-	No 50 B	Ft 35 D	G 35	FG 35	FC350
K2.3.C.UT	3.3	GGL-NiCr20-2	0.6660	L-NiCuCr202	0523	A436 Type 2	-	L-NC 202	-	-	-

Küresel (sfere) dökme demirler

K3.1.C.UT	3.3	EN-GJS-350-22-LT	0.7033	-	-	0717-15	-	-	-	-	-
K3.1.C.UT	3.3-3.4	EN-GJS-400-15	0.7040	SNG 420/12	0717-02	60-40-18	FCS 400-12	GS 370-17	FGE 38-17	-	FCD400
K3.1.C.UT	3.3-3.4	EN-GJS-400-18-LT	0.7043	SNG 370/17	0717-12	-	FGS 370-17	-	-	-	FCD500
K3.1.C.UT	3.3-3.4	EN-GJS-800-7	0.7050	SNG 500/7	0727	80-55-06	FGS 500-7	GS 500	FGE 50-7	-	-
K3.2.C.UT	3.3-3.4	EN-GJS-600-3	0.7060	SNG 600/3	0732-03	-	FGS 600-3	-	-	-	FCD600
K3.3.C.UT	3.3-3.4	EN-GJS-700-2	0.7070	SNG 700/2	0737-01	100-70-03	FGS 700-2	GS 700-2	FGS 70-2	-	FCD700
K3.5.C.UT	3.3-3.4	EN-GJSA-XNiCr20-2	0.7660	Grade S6	0776	A43D2	S-NC 202	-	-	-	-

Standart & Ülke/Bölge												
ISO	MC-code	Dormer AMG	Europe DIN EN	Germany W.-nr	UK BS	Sweden EN SS	USA AISI/SAE/ASTM	France AFNOR	Italy UNI	Spain UNE	Japan JIS	
K	Sıkıştırılmış (vemiküler) garfitli dökme demirler											
	K4.1.C.UT	-	EN-GJV-300									
	K4.1.C.UT	-	EN-GJV-350									
	K4.2.C.UT	-	EN-GJV-400									
	K4.2.C.UT	-	EN-GJV-450									
	K4.2.C.UT	-	EN-GJV-500									
	Östemperlenmiş dökme demirler											
	K5.1.C.NS	-	EN-GJS-800-8				ASTM A897 No. 1					
	K5.1.C.NS	-	EN-GJS-1000-5				ASTM A897 No. 2					
	K5.2.C.NS	-	EN-GJS-1200-2				ASTM A897 No. 3					
	K5.2.C.NS	-	EN-GJS-1400-1				ASTM A897 No. 4					
			Ticari markalar/DIN									
K2.1.C.UT	3.2		GG25									
K3.1.C.UT	3.3		GGG-40									
Z	Alüminyum bazlı alaşımlar											
	N1.1.Z.UT	7.1	AW-1070A	3.0275		4005		A7	4508	L-3071	A1070	
	N1.2.Z.AG	7.2	AW-6082	3.2315	H30	4212	6082	A-SGM0,7	3571			
	N1.3.C.AG	7.3	G-AISI9MGWA	3.2373		4253	SC64D	A-S7G			C4BS	
	N1.3.C.AG	7.3	GD-AISI8Cu3		LM24	4250	A380.1				A7075	
	N1.3.C.AG	7.3	G-AISI10Mg(Cu)		LM9	4253	A360.2					
	N1.3.C.UT	7.3	G-ALMG5		LM5	4252	GD-AISI12	A-SU12			AC4A	
	N1.3.C.UT	7.4	GD-AISI12			4247	A413.0				A6061	
	N1.3.C.UT	7.4	G-AISI12(Cu)		LM20	4260	A413.1				ADC12	
	N1.3.C.UT	7.4	G-AISI12		LM6	4261	A413.2					
	N1.3.C.UT/N1.3.C.AG	7.3			LM25	4244	356.1				A5052	
		Bakır bazlı alaşımlar										
N3.1.U.UT		6.1	E-Cu57	2.0060	C101	5010		Cu-a1		C11020		
N3.3.U.UT		6.3	CW612N	2.0380	Cz 120			CuZn39Pb2		C37700	C3771	
				Ticari markalar								
N3.1.U.UT		6.4	Ampco 18									
N3.4.C.UT	6.4	Ampco 25										
S	Nikel bazlı alaşımlar											
	S2.0.C.UT	5.2-5.3	NiCo15Cr10MoAlTi	LW2 4674	-	-	AMS 5397	-	-	-	-	
	S2.0.Z.AG	5.2-5.3	NiFe35Cr14MoTi	LW2.4662	-	-	5660	ZSNCDT42	-	-	-	
	S2.0.Z.AG	5.2-5.3	NiCr20TiAk	2.4631	Hr401.601	-	-	-	NC20TA	-	-	
	S2.0.Z.AG	5.2-5.3	NiCu30AL3Ti	2.4375	3072-76	-	-	4676	-	-	-	
	S2.0.Z.AG	5.2-5.3	S-NiCr13A16MoNb	LW2 4670	3072-76	-	-	5391	NC12AD	-	-	
	S2.0.Z.AG	5.3	NiCr19Fe19NbMo	LW2.4668	HR8	-	-	5383	NC19eNB	-	-	
	S2.0.Z.AN	5.2-5.3	NiCr22Mo9Nb	2.4856	-	-	-	5666	NC22FeDNB	-	-	
	S2.0.Z.AN	5.2-5.3	NiCr20Ti	2.4630	HR5.203-4	-	-	-	NC20T	-	-	
		Kobalt bazlı alaşımlar										
S3.0.Z.AG		-	CoCr20W15Ni		-	-	5537C, AMS	KC20WN	-	-	-	
S3.0.Z.AG		-	CoCr22W14Ni	LW2.4964			5772	KC22WN				
S	Titanyum alaşımları											
	S4.2.Z.AN	4.2-4.3	TiAl5Sn2.5	3.7115.1	TA14/17	-	-	UNS R54520	T-A5E	-	-	
	S4.2.Z.AN	4.2-4.3	TiAl6V4	3.7165.1	TA10-13/TA28	-	-	UNS R56401	T-A6V			
				Ticari markalar								
	S2.0.Z.AG	5.2-5.3	Nimonic PE 13, Inconel 700, Nimonic 901, Waspaloy									
	S2.0.Z.AG	5.3	Rene 95, Inconel 718									
	S2.0.Z.AN	5.2-5.3	Hastelloy C, Incoloy 825, Inconel 600, Monel 400									
	S2.0.Z.AN	5.3	Haynes 600, Nimocast PD16									
	S2.0.Z.UT/S2.0.Z.AN	5.2-5.3	Incoloy 800									
	H	Sertleştirilmiş malzemeler										
H1.2.Z.HA		1.8	X65CrMo14	-	-	2541-06	0-2	-	-	-	AC4A	
H1.3.Z.HA		1.8	X110CrMoV15	1.4111	-	-	2534-05	610	-	-	AC4A	
				Ticari markalar								
H1.2.Z.HA		1.8	Hardox 600									
O	ISO olmayan											
	O1.0.U.NS	8.1	PS		Styrene			Polystyrene				
	O1.0.U.NS	8.1	Polyvinyl chloride		PVC			Chlorure de polyvinyle				
				Ticari markalar								
O2.0.U.NS	8.2	Bakelite										

CoroTap - Özel malzemeler için optimize edilmiş

CoroTap™ 100

Metrik deęerler

ULDR(xTD)				E053 E054 E059		E416		E446 E447 ES03K ES13K		E462 E463 ES09K			E821 E825 E830 E831 E835 E836 E839		E822 E823 E827 E832 E833 E837 E838		
ULDR(xTD)				1.5	2	1.5	2	1.5	2	2.5	1.5	2	2	1.5	2	2.5	
ISO	MC No.	N/mm ²	HB	vc m/dk		vc m/dk		vc m/dk		vc m/dk			vc m/dk		vc m/dk		
K	K1.1.C.NS	674	200	31	25	18	15	31	25	31	25	21	31	25	31	25	21
	K2.1.C.UT	602	180	27	22	18	15	27	22	27	22	19	27	22	27	22	19
	K2.2.C.UT	825	245	22	18	10	8	22	18	22	18	15	22	18	22	18	15
	K2.3.C.UT	591	175	31	25	18	15	31	25	31	25	21	31	25	31	25	21
	K3.1.C.UT	518	155	31	25	18	15	31	25	31	25	21	31	25	31	25	21
	K3.2.C.UT	727	215	31	25	18	15	31	25	31	25	21	31	25	31	25	21
	K3.3.C.UT	885	265	31	25	18	15	31	25	31	25	21	31	25	31	25	21
	K3.5.C.UT	639	190	31	25	18	15	31	25	31	25	21	31	25	31	25	21
	K5.1.C.NS	1013	300	22	18	10	8	22	18	22	18	15	22	18	22	18	15

ULDR(xTD)				T101			T120		
ULDR(xTD)				1.5	2	2.5	1.5	2	2.5
ISO	MC No.	N/mm ²	HB	vc m/dk			vc m/dk		
K	K1.1.C.NS	674	200	46	38	33	46	38	33
	K2.1.C.UT	602	180	73	60	51	73	60	51
	K2.2.C.UT	825	245	31	25	21	31	25	21
	K2.3.C.UT	591	175	46	38	33	46	38	33
	K3.1.C.UT	518	155	46	38	33	46	38	33
	K3.2.C.UT	727	215	46	38	33	46	38	33
	K3.3.C.UT	885	265	46	38	33	46	38	33
	K3.5.C.UT	639	190	46	38	33	46	38	33
	K5.1.C.NS	1013	300	40	33	28	40	33	28

ULDR(xTD)				T100		T110	
ULDR(xTD)				1.5	2	1.5	2
ISO	MC No.	N/mm ²	HRC	vc m/dk		vc m/dk	
H	H1.1.Z.HA	-	50	7	6	-	-
	H1.2.Z.HA	-	55	7	6	-	-
	H1.3.Z.HA	-	60	-	-	5	4
	H1.4.Z.HA	-	65	-	-	5	4

ULDR(xTD)				E352			E353		
ULDR(xTD)				1.5	2	2.5	1.5	2	2.5
ISO	MC No.	N/mm ²	HB	vc m/dk			vc m/dk		
N	N1.2.Z.UT	-	60	43	35	30	43	35	30
	N1.2.Z.AG	-	100	43	35	30	43	35	30
	N1.3.C.UT	-	75	43	35	30	43	35	30
	N1.3.C.AG	-	90	24	20	17	24	20	17
	N1.4.C.NS	-	130	18	15	13	18	15	13

CoroTap - Özel malzemeler için optimize edilmiş

CoroTap™ 100

İnç deęerler

ULDR(xTD)				E053 E054 E059		E416		E446 E447 ES03K ES13K		E462 E463 ES09K			E821 E825 E830 E831 E835 E836 E839		E822 E823 E827 E832 E833 E837 E838		
ULDR(xTD)				1.5	2	1.5	2	1.5	2	1.5	2	2.5	1.5	2	1.5	2	2.5
ISO	MC No.	N/mm ²	HB	v _c ft/dk		v _c ft/dk		v _c ft/dk		v _c ft/dk			v _c ft/dk		v _c ft/dk		
K	K1.1.C.NS	674	200	100	82	60	49	100	82	100	82	70	100	82	100	82	70
	K2.1.C.UT	602	180	88	72	60	49	88	72	88	72	62	88	72	88	72	62
	K2.2.C.UT	825	245	72	59	32	26	72	59	72	59	51	72	59	72	59	51
	K2.3.C.UT	591	175	100	82	60	49	100	82	100	82	70	100	82	100	82	70
	K3.1.C.UT	518	155	100	82	60	49	100	82	100	82	70	100	82	100	82	70
	K3.2.C.UT	727	215	100	82	60	49	100	82	100	82	70	100	82	100	82	70
	K3.3.C.UT	885	265	100	82	60	49	100	82	100	82	70	100	82	100	82	70
	K3.5.C.UT	639	190	100	82	60	49	100	82	100	82	70	100	82	100	82	70
	K5.1.C.NS	1013	300	72	59	32	26	72	59	72	59	51	72	59	72	59	51

ULDR(xTD)				T101			T120		
ULDR(xTD)				1.5	2	2.5	1.5	2	2.5
ISO	MC No.	N/mm ²	HB	v _c ft/dk			v _c ft/dk		
K	K1.1.C.NS	674	200	152	125	107	152	125	107
	K2.1.C.UT	602	180	241	197	168	241	197	168
	K2.2.C.UT	825	245	100	82	70	100	82	70
	K2.3.C.UT	591	175	152	125	107	152	125	107
	K3.1.C.UT	518	155	152	125	107	152	125	107
	K3.2.C.UT	727	215	152	125	107	152	125	107
	K3.3.C.UT	885	265	152	125	107	152	125	107
	K3.5.C.UT	639	190	152	125	107	152	125	107
	K5.1.C.NS	1013	300	132	108	93	132	108	93

ULDR(xTD)				T100		T110	
ULDR(xTD)				1.5	2	1.5	2
ISO	MC No.	N/mm ²	HRC	v _c ft/dk		v _c ft/dk	
H	H1.1.Z.HA	-	50	24	20	-	-
	H1.2.Z.HA	-	55	24	20	-	-
	H1.3.Z.HA	-	60	-	-	16	13
	H1.4.Z.HA	-	65	-	-	16	13

ULDR(xTD)				E352			E353		
ULDR(xTD)				1.5	2	2.5	1.5	2	2.5
ISO	MC No.	N/mm ²	HB	v _c ft/dk			v _c ft/dk		
N	N1.2.Z.UT	-	60	140	115	98	140	115	98
	N1.2.Z.AG	-	100	140	115	98	140	115	98
	N1.3.C.UT	-	75	140	115	98	140	115	98
	N1.3.C.AG	-	90	80	66	56	80	66	56
	N1.4.C.NS	-	130	60	49	42	60	49	42

CoroTap - Özel malzemeler için optimize edilmiş

CoroTap™ 200

Metrik değerler

				E049 E057			E324 E326			E854 E855			E874 E875		
ULDR(xTD)				1.5	2	2.5	1.5	2	2.5	1.5	2	2.5	1.5	2	2.5
ISO	MC No.	N/mm ²	HB	vc m/dk			vc m/dk			vc m/dk			vc m/dk		
P	P1.1.Z.HT	639	190	49	40	34	-	-	-	-	-	-	-	-	-
	P1.2.Z.AN	639	190	39	32	27	-	-	-	-	-	-	-	-	-
	P1.2.Z.HT	708	210	37	30	26	-	-	-	-	-	-	-	-	-
	P1.3.Z.AN	639	190	39	32	27	-	-	-	-	-	-	-	-	-
	P1.3.Z.HT	1013	300	21	17	15	21	17	15	21	17	15	21	17	15
	P1.5.C.UT	503	150	39	32	27	-	-	-	-	-	-	-	-	-
	P2.1.Z.AN	591	175	39	32	27	-	-	-	-	-	-	-	-	-
	P2.2.Z.AN	811	240	37	30	26	-	-	-	-	-	-	-	-	-
	P2.3.Z.AN	867	260	21	17	15	21	17	15	21	17	15	21	17	15
	P2.5.Z.HT.1	961	285	21	17	15	21	17	15	21	17	15	21	17	15
	P2.6.C.UT	674	200	37	30	26	-	-	-	-	-	-	-	-	-
	P3.0.Z.AN	674	200	37	30	26	-	-	-	-	-	-	-	-	-
	P3.0.Z.HT.1	1282	380	13	11	9	13	11	9	13	11	9	13	11	9
	P3.1.Z.AN	839	250	37	30	26	-	-	-	-	-	-	-	-	-
	P5.0.Z.HT.1	1114	330	37	30	26	-	-	-	-	-	-	-	-	-

				EP03P EP03PA EP13P EP13PA EP23PA EP23PA EP33PA			EP09P EP29PA EP39PA		
ULDR(xTD)				1.5	2	2.5	1.5	2	2.5
ISO	MC No.	N/mm ²	HB	vc m/dk			vc m/dk		
P	P1.1.Z.HT	639	190	55	45	38	55	45	38
	P1.2.Z.AN	639	190	55	45	38	55	45	38
	P1.2.Z.HT	708	210	43	35	30	55	45	38
	P1.3.Z.AN	639	190	55	45	38	55	45	38
	P1.3.Z.HT	1013	300	31	25	21	43	35	30
	P1.5.C.UT	503	150	55	45	38	55	45	38
	P2.1.Z.AN	591	175	55	45	38	55	45	38
	P2.2.Z.AN	811	240	43	35	30	55	45	38
	P2.3.Z.AN	867	260	31	25	21	43	35	30
	P2.5.Z.HT.1	961	285	31	25	21	43	35	30
	P2.6.C.UT	674	200	43	35	30	55	45	38
	P3.0.Z.AN	674	200	43	35	30	55	45	38
	P3.1.Z.AN	839	250	43	35	30	55	45	38
	P5.0.Z.HT.1	1114	330	43	35	30	55	45	38

CoroTap - Özel malzemeler için optimize edilmiş

CoroTap™ 200

Metrik deęerler

				E045 E055 E060			E046			E344 E345 E364			E454 E455			E852 E872 E873		
ULDR(xTD)				1.5	2	2.5	1.5	2	2.5	1.5	2	2.5	1.5	2	2.5	1.5	2	2.5
ISO	MC No.	N/mm ²	HB	vc m/dk			vc m/dk			vc m/dk			vc m/dk			vc m/dk		
M	M1.0.Z.AQ	674	200	9	7	6	12	10	9	9	7	6	12	10	9	12	10	9
	M1.0.Z.PH	1013	300	6	5	4	7	6	5	-	-	-	7	6	5	7	6	5
	M2.0.Z.AQ	674	200	9	7	6	12	10	9	9	7	6	12	10	9	12	10	9
	M3.1.Z.AQ	778	230	6	5	4	7	6	5	6	5	4	7	6	5	7	6	5
	M3.2.Z.AQ	867	260	6	5	4	7	6	5	6	5	4	7	6	5	7	6	5
	M1.0.C.UT	674	200	9	7	6	12	10	9	9	7	6	12	10	9	12	10	9
	M2.0.C.AQ	674	200	9	7	6	12	10	9	9	7	6	12	10	9	12	10	9
	M3.1.C.AQ	778	230	6	5	4	7	6	5	6	5	4	7	6	5	7	6	5
	M3.2.C.AQ	867	260	6	5	4	7	6	5	6	5	4	7	6	5	7	6	5
	P1.3.Z.HT	1013	300	12	10	9	21	17	15	12	10	9	21	17	15	21	17	15
	P2.3.Z.AN	867	260	12	10	9	21	17	15	12	10	9	21	17	15	21	17	15
	P2.5.Z.HT.1	1114	285	12	10	9	21	17	15	12	10	9	21	17	15	21	17	15
	P3.0.Z.HT.1	1282	380	6	5	4	13	11	9	6	5	4	13	11	9	13	11	9
	P5.0.Z.PH	1112	330	6	5	4	7	6	5	6	5	4	7	6	5	7	6	5

				E358 E359			E448 E449			E856 E876 E877		
ULDR(xTD)				1.5	2	2.5	1.5	2	2.5	1.5	2	2.5
ISO	MC No.	N/mm ²	HB	vc m/dk			vc m/dk			vc m/dk		
N	N1.2.Z.UT	-	60	43	35	30	55	45	38	43	35	30
	N1.2.Z.AG	-	100	43	35	30	55	45	38	43	35	30
	N1.3.C.UT	-	75	43	35	30	55	45	38	43	35	30
	N1.3.C.AG	-	90	24	20	17	37	30	26	24	20	17
	N1.4.C.NS	-	130	18	15	13	24	20	17	18	15	13
	N3.3.U.UT	-	110	37	30	26	55	45	38	37	30	26
	N3.1.U.UT	-	100	15	12	10	22	18	15	15	12	10

CoroTap - Özel malzemeler için optimize edilmiş

CoroTap™ 200

İnç deęerler

ULDR(xTD)				E049 E057			E324 E326			E854 E855			E874 E875		
ISO	MC No.	N/mm ²	HB	v _c ft/dk			v _c ft/dk			v _c ft/dk			v _c ft/dk		
P	P1.1.Z.HT	639	190	161	131	112	-	-	-	-	-	-	-	-	-
	P1.2.Z.AN	639	190	128	105	90	-	-	-	-	-	-	-	-	-
	P1.2.Z.HT	708	210	120	98	84	-	-	-	-	-	-	-	-	-
	P1.3.Z.AN	639	190	128	105	90	-	-	-	-	-	-	-	-	-
	P1.3.Z.HT	1013	300	68	56	48	68	56	48	68	56	48	68	56	48
	P1.5.C.UT	503	150	128	105	90	-	-	-	-	-	-	-	-	-
	P2.1.Z.AN	591	175	128	105	90	-	-	-	-	-	-	-	-	-
	P2.2.Z.AN	811	240	120	98	84	-	-	-	-	-	-	-	-	-
	P2.3.Z.AN	867	260	68	56	48	68	56	48	68	56	48	68	56	48
	P2.5.Z.HT.1	961	285	68	56	48	68	56	48	68	56	48	68	56	48
	P2.6.C.UT	674	200	120	98	84	-	-	-	-	-	-	-	-	-
	P3.0.Z.AN	674	200	120	98	84	-	-	-	-	-	-	-	-	-
	P3.0.Z.HT.1	1282	380	44	36	31	44	36	31	44	36	31	44	36	31
	P3.1.Z.AN	839	250	120	98	84	-	-	-	-	-	-	-	-	-
	P5.0.Z.HT.1	1114	330	120	98	84	-	-	-	-	-	-	-	-	-

ULDR(xTD)				EP03P EP03PA EP13P EP13PA EP23PA EP23PA EP33PA			EP09P EP29PA EP39PA		
ISO	MC No.	N/mm ²	HB	v _c ft/dk			v _c ft/dk		
P	P1.1.Z.HT	639	190	181	148	126	181	148	126
	P1.2.Z.AN	639	190	181	148	126	181	148	126
	P1.2.Z.HT	708	210	140	115	98	181	148	126
	P1.3.Z.AN	639	190	181	148	126	181	148	126
	P1.3.Z.HT	1013	300	100	82	70	140	115	98
	P1.5.C.UT	503	150	181	148	126	181	148	126
	P2.1.Z.AN	591	175	181	148	126	181	148	126
	P2.2.Z.AN	811	240	140	115	98	181	148	126
	P2.3.Z.AN	867	260	100	82	70	140	115	98
	P2.5.Z.HT.1	961	285	100	82	70	140	115	98
	P2.6.C.UT	674	200	140	115	98	181	148	126
	P3.0.Z.AN	674	200	140	115	98	181	148	126
	P3.1.Z.AN	839	250	140	115	98	181	148	126
	P5.0.Z.HT.1	1114	330	140	115	98	181	148	126

CoroTap - Özel malzemeler için optimize edilmiş

CoroTap™ 200

İnç deęerler

				E045 E055 E060			E046			E344 E345 E346			E454 E455			E852 E872 E873		
ULDR(xTD)				1.5	2	2.5	1.5	2	2.5	1.5	2	2.5	1.5	2	2.5	1.5	2	2.5
ISO	MC No.	N/mm ²	HB	v _c ft/dk			v _c ft/dk			v _c ft/dk			v _c ft/dk			v _c ft/dk		
M	M1.0.Z.AQ	674	200	28	23	20	40	33	28	28	23	20	40	33	28	40	33	28
	M1.0.Z.PH	1013	300	20	16	14	24	20	17	-	-	-	24	20	17	24	20	17
	M1.0.C.UT	674	200	28	23	20	40	33	28	28	23	20	40	33	28	40	33	28
	M2.0.Z.AQ	778	200	28	23	20	40	33	28	28	23	20	40	33	28	40	33	28
	M2.0.C.AQ	867	200	28	23	20	40	33	28	28	23	20	40	33	28	40	33	28
	M3.1.Z.AQ	674	200	20	16	14	24	20	17	20	16	14	24	20	17	24	20	17
	M3.2.Z.AQ	674	200	20	16	14	24	20	17	20	16	14	24	20	17	24	20	17
	M3.1.C.AQ	778	230	20	16	14	24	20	17	20	16	14	24	20	17	24	20	17
	M3.2.C.AQ	867	260	20	16	14	24	20	17	20	16	14	24	20	17	24	20	17
	P1.3.Z.HT	1013	300	40	33	28	68	56	48	40	33	28	68	56	48	68	56	48
	P2.3.Z.AN	867	260	40	33	28	68	56	48	40	33	28	68	56	48	68	56	48
	P2.5.Z.HT.1	1114	285	40	33	28	68	56	48	40	33	28	68	56	48	68	56	48
	P3.0.Z.HT.1	1282	380	20	16	14	44	36	31	20	16	14	44	36	31	44	36	31
	P5.0.Z.PH	1112	330	20	16	14	24	20	17	20	16	14	24	20	17	24	20	17

				E358 E359			E448 E449			E856 E876 E877		
ULDR(xTD)				1.5	2	2.5	1.5	2	2.5	1.5	2	2.5
ISO	MC No.	N/mm ²	HB	v _c ft/dk			v _c ft/dk			v _c ft/dk		
N	N1.2.Z.UT	-	60	140	115	98	181	148	126	140	115	98
	N1.2.Z.AG	-	100	140	115	98	181	148	126	140	115	98
	N1.3.C.UT	-	75	140	115	98	181	148	126	140	115	98
	N1.3.C.AG	-	90	80	66	56	120	98	84	80	66	56
	N1.4.C.NS	-	130	60	49	42	80	66	56	60	49	42
	N3.3.U.UT	-	110	120	98	84	181	148	126	120	98	84
	N3.1.U.UT	-	100	48	39	34	72	59	51	48	39	34

CoroTap - Özel malzemeler için optimize edilmiş

CoroTap™ 300

Metrik deęerler

				E314 E316			E864 E865 E884 E885		
ULDR(xTD)				1.5	2	2.5	1.5	2	2.5
ISO	MC No.	N/mm ²	HB	vc m/dk			vc m/dk		
P	P1.3.Z.HT	1013	300	21	17	15	21	17	15
	P2.3.Z.AN	867	260	21	17	15	21	17	15
	P2.5.Z.HT.1	961	285	21	17	15	21	17	15
	P3.0.Z.HT.1	1282	380	13	11	9	13	11	9

				E050 E051 E058		
ULDR(xTD)				1.5	2	2.5
ISO	MC No.	N/mm ²	HB	vc m/dk		
P	P1.1.Z.HT	639	190	49	40	34
	P1.2.Z.AN	639	190	39	32	27
	P1.2.Z.HT	708	210	37	30	26
	P1.3.Z.AN	639	190	39	32	27
	P1.3.Z.HT	1013	300	21	17	15
	P1.5.C.UT	503	150	39	32	27
	P2.1.Z.AN	591	175	39	32	27
	P2.2.Z.AN	811	240	37	30	26
	P2.3.Z.AN	867	260	21	17	15
	P2.5.Z.HT.1	961	285	21	17	15
	P2.6.C.UT	674	200	37	30	26
	P3.0.Z.AN	674	200	37	30	26
	P3.0.Z.HT.1	1282	380	13	11	9
	P3.1.Z.AN	839	250	37	30	26
	P5.0.Z.HT.1	1114	330	37	30	26

CoroTap - Özel malzemeler için optimize edilmiş

CoroTap™ 300

Metrik deęerler

				EX03P EX03PA EX13P EX13PA EX23PA EX33PA			EX09P EX29PA EX39PA		
ULDR(xTD)				1.5	2	2.5	1.5	2	2.5
ISO	MC No.	N/mm ²	HB	vc m/dk			vc m/dk		
P	P1.1.Z.HT	639	190	49	40	34	55	45	38
	P1.2.Z.AN	639	190	49	40	34	55	45	38
	P1.2.Z.HT	708	210	37	30	26	49	40	34
	P1.3.Z.AN	639	190	49	40	34	55	45	38
	P1.3.Z.HT	1013	300	24	20	17	37	30	26
	P1.5.C.UT	503	150	49	40	34	55	45	38
	P2.1.Z.AN	591	175	49	40	34	55	45	38
	P2.2.Z.AN	811	240	37	30	26	49	40	34
	P2.3.Z.AN	867	260	24	20	17	37	30	26
	P2.5.Z.HT.1	961	285	24	20	17	37	30	26
	P2.6.C.UT	674	200	37	30	26	49	40	34
	P3.0.Z.AN	674	200	37	30	26	49	40	34
	P3.1.Z.AN	839	250	37	30	26	49	40	34
	P5.0.Z.HT.1	1114	330	37	30	26	49	40	34

				E047			E048			E056 E095		E069 E079 E085			E346 E347 E362 E363		E404			E862 E882 E883		
ULDR(xTD)				1.5	2	2.5	1.5	2	2.5	1.5	2	1.5	2	2.5	1.5	2	1.5	2	2.5	1.5	2	2.5
ISO	MC No.	N/mm ²	HB	vc m/dk			vc m/dk			vc m/dk		vc m/dk			vc m/dk		vc m/dk			vc m/dk		
M	M1.0.Z.AQ	674	200	9	7	6	12	10	9	9	7	7	6	5	9	7	12	10	9	12	10	9
	M1.0.Z.PH	1013	300	6	5	4	7	6	5	6	5	-	-	-	-	-	7	6	5	7	6	5
	M2.0.Z.AQ	674	200	9	7	6	12	10	9	9	7	7	6	5	9	7	12	10	9	12	10	9
	M3.1.Z.AQ	778	230	6	5	4	7	6	5	6	5	5	4	3	6	5	7	6	5	7	6	5
	M3.2.Z.AQ	867	260	6	5	4	7	6	5	6	5	5	4	3	6	5	7	6	5	7	6	5
	M1.0.C.UT	674	200	9	7	6	12	10	9	9	7	7	6	5	9	7	12	10	9	12	10	9
	M2.0.C.AQ	674	200	9	7	6	12	10	9	9	7	7	6	5	9	7	12	10	9	12	10	9
	M3.1.C.AQ	778	230	6	5	4	7	6	5	6	5	5	4	3	6	5	7	6	5	7	6	5
	M3.2.C.AQ	867	260	6	5	4	7	6	5	6	5	5	4	3	6	5	7	6	5	7	6	5
	P1.3.Z.HT	1013	300	12	10	9	16	13	11	12	10	12	10	9	12	10	16	13	11	16	13	11
	P2.3.Z.AN	867	260	12	10	9	16	13	11	12	10	12	10	9	12	10	16	13	11	16	13	11
	P2.5.Z.HT.1	1114	285	12	10	9	16	13	11	12	10	12	10	9	12	10	16	13	11	16	13	11
	P3.0.Z.HT.1	1282	380	6	5	4	13	11	9	6	5	6	5	4	6	5	13	11	9	13	11	9
	P5.0.Z.PH	1114	330	6	5	4	7	6	5	6	5	5	4	3	6	5	7	6	5	7	6	5

				E736 E738	
ULDR(xTD)				1.5	
ISO	MC No.	N/mm ²	HB	vc m/dk	
M	M1.0.Z.AQ	674	200	4	
	M2.0.Z.AQ	674	200	4	
	M3.1.Z.AQ	778	230	4	
	M3.2.Z.AQ	867	260	4	
	M1.0.C.UT	674	200	4	
	M2.0.C.AQ	674	200	4	
	M3.1.C.AQ	778	230	4	
	M3.2.C.AQ	867	260	4	
	P5.0.Z.PH	1114	330	4	

CoroTap - Özel malzemeler için optimize edilmiş

CoroTap™ 300

Metrik deęerler

				E354 E355			E450 E451			E866 E886 E887		
ULDR(xTD)				1.5	2	2.5	1.5	2	2.5	1.5	2	2.5
ISO	MC No.	N/mm ²	HB	vc m/dk			vc m/dk			vc m/dk		
N	N1.2.Z.UT	-	60	43	35	30	55	45	38	43	35	30
	N1.2.Z.AG	-	100	43	35	30	55	45	38	43	35	30
	N1.3.C.UT	-	75	43	35	30	55	45	38	43	35	30
	N1.3.C.AG	-	90	24	20	17	37	30	26	24	20	17
	N1.4.C.NS	-	130	18	15	13	24	20	17	18	15	13
	N3.3.U.UT	-	110	37	30	26	55	45	38	37	30	26
	N3.1.U.UT	-	100	15	12	10	22	18	15	15	12	10

				E360 E361 E367		
ULDR(xTD)				1.5	2	2.5
ISO	MC No.	N/mm ²	HB	vc m/dk		
N	N1.2.Z.UT	-	60	43	35	30
	N1.2.Z.AG	-	100	43	35	30
	N1.3.C.UT	-	75	43	35	30
	N1.3.C.AG	-	90	24	20	17
	N3.1.U.UT	-	100	15	12	10

				T105		T106			
ULDR(xTD)				1.5	2	1.5	2	2.5	
ISO	MC No.	N/mm ²	HB	vc m/dk			vc m/dk		
K	K1.1.C.NS	674	200	31	25	31	25	21	
	K2.1.C.UT	602	180	49	40	49	40	34	
	K2.2.C.UT	825	245	18	15	18	15	13	
	K2.3.C.UT	591	175	31	25	31	25	21	
	K3.1.C.UT	518	155	31	25	31	25	21	
	K3.2.C.UT	727	215	31	25	31	25	21	
	K3.3.C.UT	885	265	31	25	31	25	21	
	K3.5.C.UT	639	190	31	25	31	25	21	
	K5.1.C.NS	1013	300	18	15	18	15	13	

CoroTap - Özel malzemeler için optimize edilmiş

CoroTap™ 300

İnç deęerler

				E314 E316			E864 E865 E884 E885		
ULDR(xTD)				1.5	2	2.5	1.5	2	2.5
ISO	MC No.	N/mm ²	HB	v _c ft/dk			v _c ft/dk		
P	P1.3.Z.HT	1013	300	68	56	48	68	56	48
	P2.3.Z.AN	867	260	68	56	48	68	56	48
	P2.5.Z.HT.1	961	285	68	56	48	68	56	48
	P3.0.Z.HT.1	1282	380	44	36	31	44	36	31

				E050 E051 E058		
ULDR(xTD)				1.5	2	2.5
ISO	MC No.	N/mm ²	HB	v _c ft/dk		
P	P1.1.Z.AN	428	125	-	-	-
	P1.1.Z.HT	639	190	161	131	112
	P1.2.Z.AN	639	190	128	105	90
	P1.2.Z.HT	708	210	120	98	84
	P1.3.Z.AN	639	190	128	105	90
	P1.3.Z.HT	1013	300	68	56	48
	P1.5.C.UT	503	150	128	105	90
	P2.1.Z.AN	591	175	128	105	90
	P2.2.Z.AN	811	240	120	98	84
	P2.3.Z.AN	867	260	68	56	48
	P2.5.Z.HT.1	961	285	68	56	48
	P2.6.C.UT	674	200	120	98	84
	P3.0.Z.AN	674	200	120	98	84
	P3.0.Z.HT.1	1282	380	44	36	31
	P3.1.Z.AN	839	250	120	98	84
	P5.0.Z.AN	674	200	-	-	-
	P5.0.Z.PH	1114	330	-	-	-
	P5.0.Z.HT.1	1114	330	120	98	84
	P5.0.C.UT	839	200	-	-	-
	P5.0.C.HT	1114	330	-	-	-

CoroTap - Özel malzemeler için optimize edilmiş

CoroTap™ 300

İnç değerler

				EX03P EX03PA EX13P EX13PA EX23PA EX33PA			EX09P EX29PA EX39PA		
ULDR(xTD)				1.5	2	2.5	1.5	2	2.5
ISO	MC No.	N/mm ²	HB	v _c ft/dk			v _c ft/dk		
P	P1.1.Z.HT	639	190	161	131	112	181	148	126
	P1.2.Z.AN	639	190	161	131	112	181	148	126
	P1.2.Z.HT	708	210	120	98	84	161	131	112
	P1.3.Z.AN	639	190	161	131	112	181	148	126
	P1.3.Z.HT	1013	300	80	66	56	120	98	84
	P1.5.C.UT	503	150	161	131	112	181	148	126
	P2.1.Z.AN	591	175	161	131	112	181	148	126
	P2.2.Z.AN	811	240	120	98	84	161	131	112
	P2.3.Z.AN	867	260	80	66	56	120	98	84
	P2.5.Z.HT.1	961	285	80	66	56	120	98	84
	P2.6.C.UT	674	200	120	98	84	161	131	112
	P3.0.Z.AN	674	200	120	98	84	161	131	112
	P3.1.Z.AN	839	250	120	98	84	161	131	112
	P5.0.Z.HT.1	1114	330	120	98	84	161	131	112

				E047			E048			E056 E095			E069 E079 E085			E346 E347 E362 E363			E404			E862 E882 E883		
ULDR(xTD)				1.5	2	2.5	1.5	2	2.5	1.5	2	1.5	2	2.5	1.5	2	1.5	2	2.5	1.5	2	2.5		
ISO	MC No.	N/mm ²	HB	v _c ft/dk			v _c ft/dk			v _c ft/dk			v _c ft/dk			v _c ft/dk			v _c ft/dk					
M	M1.0.Z.AQ	674	200	28	23	20	40	33	28	28	23	24	20	17	28	23	40	33	28	40	33	28		
	M1.0.Z.PH	1013	300	20	16	14	24	20	17	20	16	-	-	-	-	-	24	20	17	24	20	17		
	M2.0.Z.AQ	674	200	28	23	20	40	33	28	28	23	24	20	17	28	23	40	33	28	40	33	28		
	M3.1.Z.AQ	778	230	20	16	14	24	20	17	20	16	16	13	11	20	16	24	20	17	24	20	17		
	M3.2.Z.AQ	867	260	20	16	14	24	20	17	20	16	16	13	11	20	16	24	20	17	24	20	17		
	M1.0.C.UT	674	200	28	23	20	40	33	28	28	23	24	20	17	28	23	40	33	28	40	33	28		
	M2.0.C.AQ	674	200	28	23	20	40	33	28	28	23	24	20	17	28	23	40	33	28	40	33	28		
	M3.1.C.AQ	778	230	20	16	14	24	20	17	20	16	16	13	11	20	16	24	20	17	24	20	17		
	M3.2.C.AQ	867	260	20	16	14	24	20	17	20	16	16	13	11	20	16	24	20	17	24	20	17		
	P1.3.Z.HT	1013	300	40	33	28	52	43	36	40	33	40	33	28	40	33	52	43	36	52	43	36		
	P2.3.Z.AN	867	260	40	33	28	52	43	36	40	33	40	33	28	40	33	52	43	36	52	43	36		
	P2.5.Z.HT.1	1114	285	40	33	28	52	43	36	40	33	40	33	28	40	33	52	43	36	52	43	36		
	P3.0.Z.HT.1	1282	380	20	16	14	44	36	31	20	16	20	16	14	20	16	44	36	31	44	36	31		
	P5.0.Z.PH	1114	330	20	16	14	24	20	17	20	16	16	13	11	20	16	24	20	17	24	20	17		

				E736 E738	
ULDR(xTD)				1.5	
ISO	MC No.	N/mm ²	HB	v _c ft/dk	
M	M1.0.Z.AQ	674	200	12	
	M2.0.Z.AQ	674	200	12	
	M3.1.Z.AQ	778	230	12	
	M3.2.Z.AQ	867	260	12	
	M1.0.C.UT	674	200	12	
	M2.0.C.AQ	674	200	12	
	M3.1.C.AQ	778	230	12	
	M3.2.C.AQ	867	260	12	
	P5.0.Z.PH	1114	330	12	

CoroTap - Özel malzemeler için optimize edilmiş

CoroTap™ 300

İnç deęerler

ULDR(xTD)				E354 E355			E450 E451			E866 E886 E887		
ISO	MC No.	N/mm ²	HB	v _c ft/dk			v _c ft/dk			v _c ft/dk		
N	N1.2.Z.UT	-	60	140	115	98	181	148	126	140	115	98
	N1.2.Z.AG	-	100	140	115	98	181	148	126	140	115	98
	N1.3.C.UT	-	75	140	115	98	181	148	126	140	115	98
	N1.3.C.AG	-	90	80	66	56	120	98	84	80	66	56
	N1.4.C.NS	-	130	60	49	42	80	66	56	60	49	42
	N3.3.U.UT	-	110	120	98	84	181	148	126	120	98	84
	N3.1.U.UT	-	100	48	39	34	72	59	51	48	39	34

ULDR(xTD)				E360 E361 E367		
ISO	MC No.	N/mm ²	HB	v _c ft/dk		
N	N1.2.Z.UT	-	60	140	115	98
	N1.2.Z.AG	-	100	140	115	98
	N1.3.C.UT	-	75	140	115	98
	N1.3.C.AG	-	90	80	66	56
	N3.1.U.UT	-	100	48	39	34

ULDR(xTD)				T105		T106		
ISO	MC No.	N/mm ²	HB	v _c ft/dk		v _c ft/dk		
K	K1.1.C.NS	674	200	100	82	100	82	70
	K2.1.C.UT	602	180	161	131	161	131	112
	K2.2.C.UT	825	245	60	49	60	49	42
	K2.3.C.UT	591	175	100	82	100	82	70
	K3.1.C.UT	518	155	100	82	100	82	70
	K3.2.C.UT	727	215	100	82	100	82	70
	K3.3.C.UT	885	265	100	82	100	82	70
	K3.5.C.UT	639	190	100	82	100	82	70
K5.1.C.NS	1013	300	60	49	60	49	42	

CoroTap - Özel malzemeler için optimize edilmiş

CoroTap™ 400

Metrik deęerler

ULDR(xTD)				E313			E080		
ISO	MC No.	N/mm ²	HB	1.5	2	2.5	1.5	2	2.5
N	N1.2.Z.UT	-	60	67	55	47	67	55	47
	N1.2.Z.AG	-	100	67	55	47	67	55	47
	N1.3.C.UT	-	75	67	55	47	67	55	47
	N1.3.C.AG	-	90	49	40	34	49	40	34
	N3.1.U.UT	-	100	31	25	21	31	25	21

İnç deęerler

ULDR(xTD)				E313			E080		
ISO	MC No.	N/mm ²	HB	v _c ft/dk			v _c ft/dk		
N	N1.2.Z.UT	-	60	221	180	154	221	180	154
	N1.2.Z.AG	-	100	221	180	154	221	180	154
	N1.3.C.UT	-	75	221	180	154	221	180	154
	N1.3.C.AG	-	90	161	131	112	161	131	112
	N3.1.U.UT	-	100	100	82	70	100	82	70

CoroTap - Her işe uygunluk için optimize edilmiş

CoroTap™ 200

Metrik değerler

				E000 E005 E010 E015 E020 E025 E030 E035			E001 E006 E011 E016 E021 E026 E031 E036			E616			EP006H EP006G EP10 EP20 EP30 EP40			EP016H EP016G EP11 EP21 EP31 EP41		
ULDR(xTD)				1.5	2	2.5	1.5	2	2.5	1.5	2	2.5	1.5	2	2.5	1.5	2	2.5
ISO	MC No.	N/mm ²	HB	vc m/dk			vc m/dk			vc m/dk			vc m/dk			vc m/dk		
P	P1.1.Z.AN	428	125	31	25	21	31	25	21	-	-	-	31	25	21	31	25	21
	P1.1.Z.HT	639	190	27	22	19	27	22	19	46	38	33	27	22	19	27	22	19
	P1.2.Z.AN	639	190	22	18	15	22	18	15	37	30	26	22	18	15	22	18	15
	P1.2.Z.HT	708	210	20	16	14	20	16	14	34	28	24	20	16	14	20	16	14
	P1.3.Z.AN	639	190	22	18	15	22	18	15	37	30	26	22	18	15	22	18	15
	P1.3.Z.HT	1013	300	12	10	9	12	10	9	18	15	13	12	10	9	12	10	9
	P1.5.C.UT	503	150	22	18	15	22	18	15	37	30	26	22	18	15	22	18	15
	P2.1.Z.AN	591	175	22	18	15	22	18	15	37	30	26	22	18	15	22	18	15
	P2.2.Z.AN	811	240	20	16	14	20	16	14	34	28	24	20	16	14	20	16	14
	P2.3.Z.AN	867	260	12	10	9	12	10	9	18	15	13	12	10	9	12	10	9
	P2.5.Z.HT.1	961	285	12	10	9	12	10	9	18	15	13	12	10	9	12	10	9
	P2.6.C.UT	674	200	20	16	14	20	16	14	34	28	24	20	16	14	20	16	14
	P3.0.Z.AN	674	200	20	16	14	20	16	14	34	28	24	20	16	14	20	16	14
	P3.0.Z.HT.1	1282	380	6	5	4	6	5	4	12	10	9	6	5	4	6	5	4
	P3.1.Z.AN	839	250	20	16	14	20	16	14	34	28	24	20	16	14	20	16	14
P5.0.Z.HT.1	1114	330	20	16	14	20	16	14	34	28	24	20	16	14	20	16	14	
P5.0.Z.PH	1114	330	-	-	-	5	4	3	6	5	4	-	-	-	5	4	3	
M	M1.0.Z.AQ	674	200	-	-	-	7	6	5	7	6	5	-	-	-	7	6	5
	M1.0.C.UT	674	200	-	-	-	7	6	5	7	6	5	-	-	-	7	6	5
	M2.0.Z.AQ	674	200	-	-	-	7	6	5	7	6	5	-	-	-	7	6	5
	M2.0.C.AQ	674	200	-	-	-	7	6	5	7	6	5	-	-	-	7	6	5
	M3.1.Z.AQ	778	230	-	-	-	5	4	3	6	5	4	-	-	-	5	4	3
	M3.1.C.AQ	778	230	-	-	-	5	4	3	6	5	4	-	-	-	5	4	3
M3.2.Z.AQ	867	260	-	-	-	5	4	3	6	5	4	-	-	-	5	4	3	
K	K1.1.C.NS	674	200	18	15	13	18	15	13	29	24	21	18	15	13	18	15	13
	K2.1.C.UT	602	180	18	15	13	18	15	13	24	20	17	18	15	13	18	15	13
	K2.2.C.UT	825	245	10	8	7	10	8	7	20	16	14	10	8	7	10	8	7
	K2.3.C.UT	591	175	18	15	13	18	15	13	29	24	21	18	15	13	18	15	13
	K3.1.C.UT	518	155	18	15	13	18	15	13	29	24	21	18	15	13	18	15	13
	K3.2.C.UT	727	215	18	15	13	18	15	13	29	24	21	18	15	13	18	15	13
	K3.3.C.UT	885	265	18	15	13	18	15	13	29	24	21	18	15	13	18	15	13
	K3.5.C.UT	639	190	18	15	13	18	15	13	29	24	21	18	15	13	18	15	13
K5.1.C.NS	1013	300	10	8	7	10	8	7	20	16	14	10	8	7	10	8	7	
N	N1.2.Z.UT	-	60	43	35	30	-	-	-	-	-	-	43	35	30	-	-	-
	N1.2.Z.AG	-	100	43	35	30	-	-	-	-	-	-	43	35	30	-	-	-
	N1.3.C.UT	-	75	43	35	30	-	-	-	-	-	-	43	35	30	-	-	-
	N1.3.C.AG	-	90	24	20	17	-	-	-	-	-	-	24	20	17	-	-	-
	N1.4.C.NS	-	130	18	15	13	-	-	-	-	-	-	18	15	13	-	-	-
	N3.3.U.UT	-	110	37	30	26	-	-	-	55	45	38	37	30	26	-	-	-
	N3.1.U.UT	-	100	15	12	10	-	-	-	22	18	15	15	12	10	-	-	-

CoroTap - Her işe uygunluk için optimize edilmiş

CoroTap™ 200

İnç değerler

				E000 E005 E010 E015 E020 E025 E030 E035			E001 E006 E011 E016 E021 E026 E031 E036			E616			EP006H EP006G EP10 EP20 EP30 EP40			EP016H EP016G EP11 EP21 EP31 EP41		
ULDR(xTD)				1.5	2	2.5	1.5	2	2.5	1.5	2	2.5	1.5	2	2.5	1.5	2	2.5
ISO	MC No.	N/mm ²	HB	v _c ft/dk			v _c ft/dk			v _c ft/dk			v _c ft/dk			v _c ft/dk		
P	P1.1.Z.AN	428	125	100	82	70	100	82	70	-	-	-	100	82	70	100	82	70
	P1.1.Z.HT	639	190	88	72	62	88	72	62	152	125	107	88	72	62	88	72	62
	P1.2.Z.AN	639	190	72	59	51	72	59	51	120	98	84	72	59	51	72	59	51
	P1.2.Z.HT	708	210	64	52	45	64	52	45	112	92	79	64	52	45	64	52	45
	P1.3.Z.AN	639	190	72	59	51	72	59	51	120	98	84	72	59	51	72	59	51
	P1.3.Z.HT	1013	300	40	33	28	40	33	28	60	49	42	40	33	28	40	33	28
	P1.5.C.UT	503	150	72	59	51	72	59	51	120	98	84	72	59	51	72	59	51
	P2.1.Z.AN	591	175	72	59	51	72	59	51	120	98	84	72	59	51	72	59	51
	P2.2.Z.AN	811	240	64	52	45	64	52	45	112	92	79	64	52	45	64	52	45
	P2.3.Z.AN	867	260	40	33	28	40	33	28	60	49	42	40	33	28	40	33	28
	P2.5.Z.HT.1	961	285	40	33	28	40	33	28	60	49	42	40	33	28	40	33	28
	P2.6.C.UT	674	200	64	52	45	64	52	45	112	92	79	64	52	45	64	52	45
	P3.0.Z.AN	674	200	64	52	45	64	52	45	112	92	79	64	52	45	64	52	45
	P3.0.Z.HT.1	1282	380	20	16	14	20	16	14	40	33	28	20	16	14	20	16	14
	P3.1.Z.AN	839	250	64	52	45	64	52	45	112	92	79	64	52	45	64	52	45
P5.0.Z.HT.1	1114	330	64	52	45	64	52	45	112	92	79	64	52	45	64	52	45	
P5.0.Z.PH	1114	330	-	-	-	16	13	11	20	16	14	-	-	-	16	13	11	
M	M1.0.Z.AQ	674	200	-	-	-	24	20	17	24	20	17	-	-	-	24	20	17
	M1.0.C.UT	674	200	-	-	-	24	20	17	24	20	17	-	-	-	24	20	17
	M2.0.Z.AQ	674	200	-	-	-	24	20	17	24	20	17	-	-	-	24	20	17
	M2.0.C.AQ	674	200	-	-	-	24	20	17	24	20	17	-	-	-	24	20	17
	M3.1.Z.AQ	778	230	-	-	-	16	13	11	20	16	14	-	-	-	16	13	11
	M3.1.C.AQ	778	230	-	-	-	16	13	11	20	16	14	-	-	-	16	13	11
M3.2.Z.AQ	867	260	-	-	-	16	13	11	20	16	14	-	-	-	16	13	11	
K	K1.1.C.NS	674	200	60	49	42	60	49	42	96	79	67	60	49	42	60	49	42
	K2.1.C.UT	602	180	60	49	42	60	49	42	80	66	56	60	49	42	60	49	42
	K2.2.C.UT	825	245	32	26	22	32	26	22	64	52	45	32	26	22	32	26	22
	K2.3.C.UT	591	175	60	49	42	60	49	42	96	79	67	60	49	42	60	49	42
	K3.1.C.UT	518	155	60	49	42	60	49	42	96	79	67	60	49	42	60	49	42
	K3.2.C.UT	727	215	60	49	42	60	49	42	96	79	67	60	49	42	60	49	42
	K3.3.C.UT	885	265	60	49	42	60	49	42	96	79	67	60	49	42	60	49	42
	K3.5.C.UT	639	190	60	49	42	60	49	42	96	79	67	60	49	42	60	49	42
	K5.1.C.NS	1013	300	32	26	22	32	26	22	64	52	45	32	26	22	32	26	22
N	N1.2.Z.UT	-	60	140	115	98	-	-	-	-	-	-	140	115	98	-	-	-
	N1.2.Z.AG	-	100	140	115	98	-	-	-	-	-	-	140	115	98	-	-	-
	N1.3.C.UT	-	75	140	115	98	-	-	-	-	-	-	140	115	98	-	-	-
	N1.3.C.AG	-	90	80	66	56	-	-	-	-	-	-	80	66	56	-	-	-
	N1.4.C.NS	-	130	60	49	42	-	-	-	-	-	-	60	49	42	-	-	-
	N3.3.U.UT	-	110	120	98	84	-	-	-	181	148	126	120	98	84	-	-	-
	N3.1.U.UT	-	100	48	39	34	-	-	-	72	59	51	48	39	34	-	-	-

CoroTap - Her işe uygunluk için optimize edilmiş

CoroTap™ 300

Metrik deęerler

ULDR(xTD)				E207 E258 1.5	E212 E263 1.5	E735 E737 1.5
ISO	MC No.	N/mm ²	HB	vc m/dk	vc m/dk	vc m/dk
P	P1.1.Z.HT	639	190	24	43	5
	P1.2.Z.AN	639	190	20	34	7
	P1.2.Z.HT	708	210	15	29	7
	P1.3.Z.AN	639	190	20	34	7
	P1.3.Z.HT	1013	300	9	12	5
	P1.5.C.UT	503	150	20	34	7
	P2.1.Z.AN	591	175	20	34	7
	P2.2.Z.AN	811	240	15	29	7
	P2.3.Z.AN	867	260	9	12	5
	P2.5.Z.HT.1	961	285	9	12	5
	P2.6.C.UT	674	200	15	29	7
	P3.0.Z.AN	674	200	15	29	7
	P3.0.Z.HT.1	1282	380	-	-	4
	P3.1.Z.AN	839	250	15	29	7
	P5.0.Z.HT.1	1114	330	15	29	7
K	K2.1.C.UT	602	180	-	-	11
	K2.2.C.UT	825	245	-	-	5
N	N1.2.Z.UT	-	60	37	43	-
	N1.2.Z.AG	-	100	37	43	-
	N1.3.C.UT	-	75	37	43	-
	N1.3.C.AG	-	90	18	24	20
	N1.4.C.NS	-	130	-	-	15
	N3.3.U.UT	-	110	-	-	18

İnç deęerleri

ULDR(xTD)				E207 E258 1.5	E212 E263 1.5	E735 E737 1.5
ISO	MC No.	N/mm ²	HB	vc ft/dk	vc ft/dk	vc ft/dk
P	P1.1.Z.HT	639	190	80	140	16
	P1.2.Z.AN	639	190	64	112	24
	P1.2.Z.HT	708	210	48	96	24
	P1.3.Z.AN	639	190	64	112	24
	P1.3.Z.HT	1013	300	28	40	16
	P1.5.C.UT	503	150	64	112	24
	P2.1.Z.AN	591	175	64	112	24
	P2.2.Z.AN	811	240	48	96	24
	P2.3.Z.AN	867	260	28	40	16
	P2.5.Z.HT.1	961	285	28	40	16
	P2.6.C.UT	674	200	48	96	24
	P3.0.Z.AN	674	200	48	96	24
	P3.0.Z.HT.1	1282	380	-	-	12
	P3.1.Z.AN	839	250	48	96	24
	P5.0.Z.HT.1	1114	330	48	96	24
K	K2.1.C.UT	602	180	-	-	36
	K2.2.C.UT	825	245	-	-	16
N	N1.2.Z.UT	-	60	120	140	-
	N1.2.Z.AG	-	100	120	140	-
	N1.3.C.UT	-	75	120	140	-
	N1.3.C.AG	-	90	60	80	64
	N1.4.C.NS	-	130	-	-	48
	N3.3.U.UT	-	110	-	-	60

CoroTap - Her işe uygunluk için optimize edilmiş

CoroTap™ 300

Metrik değerler

				E002 E007 E012 E017 E022 E027 E032 E037			E003 E008 E013 E018 E023 E028 E033 E038			E195 E245			E615			EX006H EX006G EX10 EX20 EX30 EX40			EX016H EX016G EX11 EX21 EX31 EX41		
ULDR(xTD)				1.5	2	2.5	1.5	2	2.5	1.5	2	2.5	1.5	2	2.5	1.5	2	2.5	1.5	2	2.5
ISO	MC No.	N/mm ²	HB	v _c m/dk			v _c m/dk			v _c m/dk			v _c m/dk			v _c m/dk			v _c m/dk		
P	P1.1.Z.AN	428	125	31	25	21	31	25	21	27	22	19	-	-	-	31	25	21	31	25	21
	P1.1.Z.HT	639	190	27	22	19	27	22	19	24	20	17	46	38	33	27	22	19	27	22	19
	P1.2.Z.AN	639	190	22	18	15	22	18	15	20	16	14	37	30	26	22	18	15	22	18	15
	P1.2.Z.HT	708	210	20	16	14	20	16	14	15	12	10	34	28	24	20	16	14	20	16	14
	P1.3.Z.AN	639	190	22	18	15	22	18	15	20	16	14	37	30	26	22	18	15	22	18	15
	P1.3.Z.HT	1013	300	12	10	9	12	10	9	9	7	6	18	15	13	12	10	9	12	10	9
	P1.5.C.UT	503	150	22	18	15	22	18	15	20	16	14	37	30	26	22	18	15	22	18	15
	P2.1.Z.AN	591	175	22	18	15	22	18	15	20	16	14	37	30	26	22	18	15	22	18	15
	P2.2.Z.AN	811	240	20	16	14	20	16	14	15	12	10	34	28	24	20	16	14	20	16	14
	P2.3.Z.AN	867	260	12	10	9	12	10	9	9	7	6	18	15	13	12	10	9	12	10	9
	P2.5.Z.HT.1	961	285	12	10	9	12	10	9	9	7	6	18	15	13	12	10	9	12	10	9
	P2.6.C.UT	674	200	20	16	14	20	16	14	15	12	10	34	28	24	20	16	14	20	16	14
	P3.0.Z.AN	674	200	20	16	14	20	16	14	15	12	10	34	28	24	20	16	14	20	16	14
	P3.0.Z.HT.1	1282	380	-	-	-	-	-	-	-	-	-	12	10	9	-	-	-	-	-	-
	P3.1.Z.AN	839	250	20	16	14	20	16	14	15	12	10	34	28	24	20	16	14	20	16	14
P5.0.Z.HT.1	1114	330	20	16	14	20	16	14	15	12	10	34	28	24	20	16	14	20	16	14	
P5.0.Z.PH	1114	330	-	-	-	5	4	3	-	-	-	6	5	4	-	-	-	5	4	3	
M	M1.0.Z.AQ	674	200	-	-	-	7	6	5	-	-	-	7	6	5	-	-	-	7	6	5
	M1.0.C.UT	674	200	-	-	-	7	6	5	-	-	-	7	6	5	-	-	-	7	6	5
	M2.0.Z.AQ	674	200	-	-	-	7	6	5	-	-	-	7	6	5	-	-	-	7	6	5
	M2.0.C.AQ	674	200	-	-	-	7	6	5	-	-	-	7	6	5	-	-	-	7	6	5
	M3.1.Z.AQ	778	230	-	-	-	5	4	3	-	-	-	6	5	4	-	-	-	5	4	3
	M3.1.C.AQ	778	230	-	-	-	5	4	3	-	-	-	6	5	4	-	-	-	5	4	3
M3.2.Z.AQ	867	260	-	-	-	5	4	3	-	-	-	6	5	4	-	-	-	5	4	3	
K	K1.1.C.NS	674	200	-	-	-	-	-	-	-	-	-	29	24	21	-	-	-	-	-	-
	K2.1.C.UT	602	180	-	-	-	-	-	-	-	-	-	24	20	17	-	-	-	-	-	-
	K2.2.C.UT	825	245	-	-	-	-	-	-	-	-	-	20	16	14	-	-	-	-	-	-
	K2.3.C.UT	591	175	-	-	-	-	-	-	-	-	-	29	24	21	-	-	-	-	-	-
	K3.1.C.UT	518	155	-	-	-	-	-	-	-	-	-	29	24	21	-	-	-	-	-	-
	K3.2.C.UT	727	215	-	-	-	-	-	-	-	-	-	29	24	21	-	-	-	-	-	-
	K3.3.C.UT	885	265	-	-	-	-	-	-	-	-	-	29	24	21	-	-	-	-	-	-
	K3.5.C.UT	639	190	-	-	-	-	-	-	-	-	-	29	24	21	-	-	-	-	-	-
K5.1.C.NS	1013	300	-	-	-	-	-	-	-	-	-	20	16	14	-	-	-	-	-	-	
N	N1.2.Z.UT	-	60	43	35	30	-	-	-	43	35	30	-	-	-	43	35	30	-	-	-
	N1.2.Z.AG	-	100	43	35	30	-	-	-	43	35	30	-	-	-	43	35	30	-	-	-
	N1.3.C.UT	-	75	43	35	30	-	-	-	43	35	30	-	-	-	43	35	30	-	-	-
	N1.3.C.AG	-	90	24	20	17	-	-	-	24	20	17	-	-	-	24	20	17	-	-	-
	N1.4.C.NS	-	130	18	15	13	-	-	-	18	15	13	-	-	-	18	15	13	-	-	-
	N3.3.U.UT	-	110	-	-	-	-	-	-	-	-	-	55	45	38	-	-	-	-	-	-
	N3.1.U.UT	-	100	-	-	-	-	-	-	-	-	-	22	18	15	-	-	-	-	-	-

CoroTap - Her işe uygunluk için optimize edilmiş

CoroTap™ 300

İnç değerler

ULDR(xTD)				E002 E007 E012 E017 E022 E027 E032 E037			E003 E008 E013 E018 E023 E028 E033 E038			E195 E245			E615			EX006H EX006G EX10 EX20 EX30 EX40			EX016H EX016G EX11 EX21 EX31 EX41		
ULDR(xTD)				1.5	2	2.5	1.5	2	2.5	1.5	2	2.5	1.5	2	2.5	1.5	2	2.5	1.5	2	2.5
ISO	MC No.	N/mm ²	HB	v _c ft/dk			v _c ft/dk			v _c ft/dk			v _c ft/dk			v _c ft/dk			v _c ft/dk		
P	P1.1.Z.AN	428	125	100	82	70	100	82	70	88	72	62	-	-	-	100	82	70	100	82	70
	P1.1.Z.HT	639	190	88	72	62	88	72	62	80	66	56	152	125	107	88	72	62	88	72	62
	P1.2.Z.AN	639	190	72	59	51	72	59	51	64	52	45	120	98	84	72	59	51	72	59	51
	P1.2.Z.HT	708	210	64	52	45	64	52	45	48	39	34	112	92	79	64	52	45	64	52	45
	P1.3.Z.AN	639	190	72	59	51	72	59	51	64	52	45	120	98	84	72	59	51	72	59	51
	P1.3.Z.HT	1013	300	40	33	28	40	33	28	28	23	20	60	49	42	40	33	28	40	33	28
	P1.5.C.UT	503	150	72	59	51	72	59	51	64	52	45	120	98	84	72	59	51	72	59	51
	P2.1.Z.AN	591	175	72	59	51	72	59	51	64	52	45	120	98	84	72	59	51	72	59	51
	P2.2.Z.AN	811	240	64	52	45	64	52	45	48	39	34	112	92	79	64	52	45	64	52	45
	P2.3.Z.AN	867	260	40	33	28	40	33	28	28	23	20	60	49	42	40	33	28	40	33	28
	P2.5.Z.HT.1	961	285	40	33	28	40	33	28	28	23	20	60	49	42	40	33	28	40	33	28
	P2.6.C.UT	674	200	64	52	45	64	52	45	48	39	34	112	92	79	64	52	45	64	52	45
	P3.0.Z.AN	674	200	64	52	45	64	52	45	48	39	34	112	92	79	64	52	45	64	52	45
	P3.0.Z.HT.1	1282	380	-	-	-	-	-	-	-	-	-	40	33	28	-	-	-	-	-	-
	P3.1.Z.AN	839	250	64	52	45	64	52	45	48	39	34	112	92	79	64	52	45	64	52	45
P5.0.Z.HT.1	1114	330	64	52	45	64	52	45	48	39	34	112	92	79	64	52	45	64	52	45	
P5.0.Z.PH	1114	330	-	-	-	16	13	11	-	-	-	20	16	14	-	-	-	16	13	11	
M	M1.0.Z.AQ	674	200	-	-	-	24	20	17	-	-	-	24	20	17	-	-	-	24	20	17
	M1.0.C.UT	674	200	-	-	-	24	20	17	-	-	-	24	20	17	-	-	-	24	20	17
	M2.0.Z.AQ	674	200	-	-	-	24	20	17	-	-	-	24	20	17	-	-	-	24	20	17
	M2.0.C.AQ	674	200	-	-	-	24	20	17	-	-	-	24	20	17	-	-	-	24	20	17
	M3.1.Z.AQ	778	230	-	-	-	16	13	11	-	-	-	20	16	14	-	-	-	16	13	11
	M3.1.C.AQ	778	230	-	-	-	16	13	11	-	-	-	20	16	14	-	-	-	16	13	11
M3.2.Z.AQ	867	260	-	-	-	16	13	11	-	-	-	20	16	14	-	-	-	16	13	11	
K	K1.1.C.NS	674	200	-	-	-	-	-	-	-	-	-	96	79	67	-	-	-	-	-	-
	K2.1.C.UT	602	180	-	-	-	-	-	-	-	-	-	80	66	56	-	-	-	-	-	-
	K2.2.C.UT	825	245	-	-	-	-	-	-	-	-	-	64	52	45	-	-	-	-	-	-
	K2.3.C.UT	591	175	-	-	-	-	-	-	-	-	-	96	79	67	-	-	-	-	-	-
	K3.1.C.UT	518	155	-	-	-	-	-	-	-	-	-	96	79	67	-	-	-	-	-	-
	K3.2.C.UT	727	215	-	-	-	-	-	-	-	-	-	96	79	67	-	-	-	-	-	-
	K3.3.C.UT	885	265	-	-	-	-	-	-	-	-	-	96	79	67	-	-	-	-	-	-
	K3.5.C.UT	639	190	-	-	-	-	-	-	-	-	-	96	79	67	-	-	-	-	-	-
	K5.1.C.NS	1013	300	-	-	-	-	-	-	-	-	-	64	52	45	-	-	-	-	-	-
N	N1.2.Z.UT	-	60	140	115	98	-	-	-	140	115	98	-	-	-	140	115	98	-	-	-
	N1.2.Z.AG	-	100	140	115	98	-	-	-	140	115	98	-	-	-	140	115	98	-	-	-
	N1.3.C.UT	-	75	140	115	98	-	-	-	140	115	98	-	-	-	140	115	98	-	-	-
	N1.3.C.AG	-	90	80	66	56	-	-	-	80	66	56	-	-	-	80	66	56	-	-	-
	N1.4.C.NS	-	130	60	49	42	-	-	-	60	49	42	-	-	-	60	49	42	-	-	-
	N3.3.U.UT	-	110	-	-	-	-	-	-	-	-	-	181	148	126	-	-	-	-	-	-
	N3.1.U.UT	-	100	-	-	-	-	-	-	-	-	-	72	59	51	-	-	-	-	-	-

CoroTap - Her işe uygunluk için optimize edilmiş

CoroTap™ 400

Metrik değerler

				E064 E074 E090 E094			E091 E096 E097 E099			E301			E302 E305 E306 E308 E309 E310 E315 E317 E323			E523 E530			E596			E890 E891 E892 E893			
ULDR(xTD)				1.5	2	2.5	1.5	2	2.5	1.5	2	2.5	1.5	2	2.5	1.5	2	2.5	1.5	2	2.5	1.5	2	2.5	
ISO	MC No.	N/mm ²	HB	vc m/dk			vc m/dk			vc m/dk			vc m/dk			vc m/dk			vc m/dk			vc m/dk			
P	P1.1.Z.AN	428	125	37	30	26	67	55	47	37	30	26	67	55	47	37	30	26	67	55	47	67	55	47	
	P1.1.Z.HT	639	190	33	27	23	61	50	43	33	27	23	61	50	43	33	27	23	61	50	43	61	50	43	
	P1.2.Z.AN	639	190	28	23	20	55	45	38	28	23	20	55	45	38	28	23	20	55	45	38	55	45	38	
	P1.2.Z.HT	708	210	24	20	17	49	40	34	24	20	17	49	40	34	24	20	17	49	40	34	49	40	34	
	P1.3.Z.AN	639	190	28	23	20	55	45	38	28	23	20	55	45	38	28	23	20	55	45	38	55	45	38	
	P1.3.Z.HT	1013	300	-	-	-	24	20	17	-	-	-	24	20	17	-	-	-	-	-	-	-	24	20	17
	P1.5.C.UT	503	150	28	23	20	55	45	38	28	23	20	55	45	38	28	23	20	55	45	38	55	45	38	
	P2.1.Z.AN	591	175	28	23	20	55	45	38	28	23	20	55	45	38	28	23	20	55	45	38	55	45	38	
	P2.2.Z.AN	811	240	24	20	17	49	40	34	24	20	17	49	40	34	24	20	17	49	40	34	49	40	34	
	P2.3.Z.AN	867	260	-	-	-	24	20	17	-	-	-	24	20	17	-	-	-	-	-	-	-	24	20	17
P2.5.Z.HT.1	961	285	-	-	-	24	20	17	-	-	-	24	20	17	-	-	-	-	-	-	-	24	20	17	
P2.6.C.UT	674	200	24	20	17	49	40	34	24	20	17	49	40	34	24	20	17	49	40	34	49	40	34		
P3.0.Z.AN	674	200	24	20	17	49	40	34	24	20	17	49	40	34	24	20	17	49	40	34	49	40	34		
P3.0.Z.HT.1	1282	380	-	-	-	-	-	-	-	-	-	-	-	-	-	-	-	-	-	-	-	-	-	-	
P3.1.Z.AN	839	250	24	20	17	49	40	34	24	20	17	49	40	34	24	20	17	49	40	34	49	40	34		
P5.0.Z.HT.1	1114	330	24	20	17	49	40	34	24	20	17	49	40	34	24	20	17	49	40	34	49	40	34		
P5.0.Z.PH	1114	330	-	-	-	12	10	9	-	-	-	12	10	9	-	-	-	-	-	-	-	12	10	9	
M	M1.0.Z.AQ	674	200	-	-	-	18	15	13	-	-	-	18	15	13	-	-	-	18	15	13	18	15	13	
	M1.0.C.UT	674	200	-	-	-	18	15	13	-	-	-	18	15	13	-	-	-	18	15	13	18	15	13	
	M2.0.Z.AQ	961	200	-	-	-	18	15	13	-	-	-	18	15	13	-	-	-	18	15	13	18	15	13	
	M2.0.C.AQ	674	200	-	-	-	18	15	13	-	-	-	18	15	13	-	-	-	18	15	13	18	15	13	
	M3.1.Z.AQ	674	230	-	-	-	12	10	9	-	-	-	12	10	9	-	-	-	-	-	-	12	10	9	
M3.1.C.AQ	778	230	-	-	-	12	10	9	-	-	-	12	10	9	-	-	-	-	-	-	12	10	9		
M3.2.Z.AQ	867	260	-	-	-	12	10	9	-	-	-	12	10	9	-	-	-	-	-	-	12	10	9		
N	N1.2.Z.UT	-	60	46	38	33	67	55	47	46	38	33	67	55	47	46	38	33	67	55	47	67	55	47	
	N1.2.Z.AG	-	100	46	38	33	67	55	47	46	38	33	67	55	47	46	38	33	67	55	47	67	55	47	
	N1.3.C.UT	-	75	46	38	33	67	55	47	46	38	33	67	55	47	46	38	33	67	55	47	67	55	47	
	N1.3.C.AG	-	90	27	22	19	49	40	34	27	22	19	49	40	34	27	22	19	49	40	34	49	40	34	
	N1.4.C.NS	-	130	-	-	-	31	25	21	-	-	-	31	25	21	-	-	-	-	-	-	31	25	21	
	N3.1.U.UT	-	100	-	-	-	31	25	21	-	-	-	31	25	21	-	-	-	31	25	21	31	25	21	

CoroTap - Her işe uygunluk için optimize edilmiş

CoroTap™ 400

İnç değerler

				E064 E074 E090 E094			E091 E096 E097 E099			E301			E302 E305 E306 E308 E309 E310 E317 E323			E523 E530			E596			E890 E891 E892 E893		
ULDR(xTD)				1.5	2	2.5	1.5	2	2.5	1.5	2	2.5	1.5	2	2.5	1.5	2	2.5	1.5	2	2.5	1.5	2	2.5
ISO	MC No.	N/mm ²	HB	v _c ft/dk			v _c ft/dk			v _c ft/dk			v _c ft/dk			v _c ft/dk			v _c ft/dk					
P	P1.1.Z.AN	428	125	120	98	84	221	180	154	120	98	84	221	180	154	120	98	84	221	180	154	221	180	154
	P1.1.Z.HT	639	190	108	89	76	201	164	140	108	89	76	201	164	140	108	89	76	201	164	140	201	164	140
	P1.2.Z.AN	639	190	92	75	65	181	148	126	92	75	65	181	148	126	92	75	65	181	148	126	181	148	126
	P1.2.Z.HT	708	210	80	66	56	161	131	112	80	66	56	161	131	112	80	66	56	161	131	112	161	131	112
	P1.3.Z.AN	639	190	92	75	65	181	148	126	92	75	65	181	148	126	92	75	65	181	148	126	181	148	126
	P1.3.Z.HT	1013	300	-	-	-	80	66	56	-	-	-	80	66	56	-	-	-	-	-	-	80	66	56
	P1.5.C.UT	503	150	92	75	65	181	148	126	92	75	65	181	148	126	92	75	65	181	148	126	181	148	126
	P2.1.Z.AN	591	175	92	75	65	181	148	126	92	75	65	181	148	126	92	75	65	181	148	126	181	148	126
	P2.2.Z.AN	811	240	80	66	56	161	131	112	80	66	56	161	131	112	80	66	56	161	131	112	161	131	112
	P2.3.Z.AN	867	260	-	-	-	80	66	56	-	-	-	80	66	56	-	-	-	-	-	-	80	66	56
	P2.5.Z.HT.1	961	285	-	-	-	80	66	56	-	-	-	80	66	56	-	-	-	-	-	-	80	66	56
	P2.6.C.UT	674	200	80	66	56	161	131	112	80	66	56	161	131	112	80	66	56	161	131	112	161	131	112
	P3.0.Z.AN	674	200	80	66	56	161	131	112	80	66	56	161	131	112	80	66	56	161	131	112	161	131	112
	P3.0.Z.HT.1	1282	380	-	-	-	-	-	-	-	-	-	-	-	-	-	-	-	-	-	-	-	-	-
	P3.1.Z.AN	839	250	80	66	56	161	131	112	80	66	56	161	131	112	80	66	56	161	131	112	161	131	112
P5.0.Z.HT.1	1114	330	80	66	56	161	131	112	80	66	56	161	131	112	80	66	56	161	131	112	161	131	112	
P5.0.Z.PH	1114	330	-	-	-	40	33	28	-	-	-	40	33	28	-	-	-	-	-	-	40	33	28	
M	M1.0.Z.AQ	674	200	-	-	-	60	49	42	-	-	-	60	49	42	-	-	-	60	49	42	60	49	42
	M1.0.C.UT	674	200	-	-	-	60	49	42	-	-	-	60	49	42	-	-	-	60	49	42	60	49	42
	M2.0.Z.AQ	961	200	-	-	-	60	49	42	-	-	-	60	49	42	-	-	-	60	49	42	60	49	42
	M2.0.C.AQ	674	200	-	-	-	60	49	42	-	-	-	60	49	42	-	-	-	60	49	42	60	49	42
	M3.1.Z.AQ	674	230	-	-	-	40	33	28	-	-	-	40	33	28	-	-	-	-	-	-	40	33	28
	M3.1.C.AQ	778	230	-	-	-	40	33	28	-	-	-	40	33	28	-	-	-	-	-	-	40	33	28
N	M3.2.Z.AQ	867	260	-	-	-	40	33	28	-	-	-	40	33	28	-	-	-	-	-	-	40	33	28
	N1.2.Z.UT	-	60	152	125	107	221	180	154	152	125	107	221	180	154	152	125	107	221	180	154	221	180	154
	N1.2.Z.AG	-	100	152	125	107	221	180	154	152	125	107	221	180	154	152	125	107	221	180	154	221	180	154
	N1.3.C.UT	-	75	152	125	107	221	180	154	152	125	107	221	180	154	152	125	107	221	180	154	221	180	154
	N1.3.C.AG	-	90	88	72	62	161	131	112	88	72	62	161	131	112	88	72	62	161	131	112	161	131	112
	N1.4.C.NS	-	130	-	-	-	100	82	70	-	-	-	100	82	70	-	-	-	-	-	-	100	82	70
	N3.1.U.UT	-	100	-	-	-	100	82	70	-	-	-	100	82	70	-	-	-	100	82	70	100	82	70

CoroTap - Her işe uygunluk için optimize edilmiş

CoroTap™ 400

Metrik deęerler

ISO	MC No.	N/mm ²	HB	T115 T116		
				1.5	2	2.5
				ULDR(xTD)		
				vc m/dk		
P	P1.1.Z.AN	428	125	73	60	51
	P1.1.Z.HT	639	190	73	60	51
	P1.2.Z.AN	639	190	73	60	51
	P1.2.Z.HT	708	210	49	40	34
	P1.3.Z.AN	639	190	73	60	51
	P1.3.Z.HT	1013	300	37	30	26
	P1.5.C.UT	503	150	73	60	51
	P2.1.Z.AN	591	175	73	60	51
	P2.2.Z.AN	811	240	49	40	34
	P2.3.Z.AN	867	260	37	30	26
	P2.5.Z.HT.1	961	285	37	30	26
	P2.6.C.UT	674	200	49	40	34
	P3.0.Z.AN	674	200	49	40	34
	P3.0.Z.HT.1	1282	380	-	-	-
	P3.1.Z.AN	839	250	49	40	34
P5.0.Z.HT.1	1114	330	49	40	34	
P5.0.Z.PH	1114	330	31	25	21	
M	M1.0.Z.AQ	674	200	31	25	21
	M1.0.C.UT	674	200	31	25	21
	M2.0.C.AQ	674	200	31	25	21
	M2.0.Z.AQ	961	200	31	25	21
	M3.1.C.AQ	778	230	31	25	21
	M3.1.Z.AQ	674	230	31	25	21
N	M3.2.Z.AQ	867	260	31	25	21
	N1.2.Z.AG	-	100	98	80	68
	N1.2.Z.UT	-	60	98	80	68
	N1.3.C.AG	-	90	98	80	68
	N1.3.C.UT	-	75	98	80	68
	N3.1.U.UT	-	100	49	40	34

CoroTap - Her işe uygunluk için optimize edilmiş

CoroTap™ 400

İnç deęerler

ISO	MC No.	N/mm ²	HB	T115 T116		
				1.5	2	2.5
P	P1.1.Z.AN	428	125	241	197	168
	P1.1.Z.HT	639	190	241	197	168
	P1.2.Z.AN	639	190	241	197	168
	P1.2.Z.HT	708	210	161	131	112
	P1.3.Z.AN	639	190	241	197	168
	P1.3.Z.HT	1013	300	120	98	84
	P1.5.C.UT	503	150	241	197	168
	P2.1.Z.AN	591	175	241	197	168
	P2.2.Z.AN	811	240	161	131	112
	P2.3.Z.AN	867	260	120	98	84
	P2.5.Z.HT.1	961	285	120	98	84
	P2.6.C.UT	674	200	161	131	112
	P3.0.Z.AN	674	200	161	131	112
	P3.0.Z.HT.1	1282	380	-	-	-
	P3.1.Z.AN	839	250	161	131	112
P5.0.Z.HT.1	1114	330	161	131	112	
P5.0.Z.PH	1114	330	100	82	70	
M	M1.0.Z.AQ	674	200	100	82	70
	M1.0.C.UT	674	200	100	82	70
	M2.0.C.AQ	674	200	100	82	70
	M2.0.Z.AQ	961	200	100	82	70
	M3.1.C.AQ	778	230	100	82	70
	M3.1.Z.AQ	674	230	100	82	70
	M3.2.Z.AQ	867	260	100	82	70
N	N1.2.Z.AG	-	100	321	262	225
	N1.2.Z.UT	-	60	321	262	225
	N1.3.C.AG	-	90	321	262	225
	N1.3.C.UT	-	75	321	262	225
	N3.1.U.UT	-	100	161	131	112

Yaygın ikonlar

Malzeme



Karbür



Yüksek Hız Çeliği



Yüksek Hız Kobaltı



Yüksek Hız Toz Çelik



HSS-E Toz Metalurjisi Çeliği

Kaplama



Yüksek sertlik ve aşınma direncinin optimal kombinasyonu



Malzemenin kesici kenara yapışmasını minimize eden düşük sürtünme katsayısı



Parlak



Buhar temperleme



Titanium Karbon Nitrid



Krom Nitrid



Titanium Nitrid

Diş formu



Metrik kaba



Metrik ince



UNC



UNF



NPT



NPTF



G

EGM
Insert

Delik Tipi



Boydan boya delik



Kör delik



Boydan boya veya kör delik

Yaygın ikonlar

Kesme sıvısı temini



Kör delikler için içten soğutma sıvısı temini



Boydan boya delikler için içten soğutma sıvısı temini

Pah



Pah No. B 3,5 - 5



Pah No. C 2 - 3



Pah No. C 2 - 3,5



Pah No. E 1,5 - 2

Derinlik



Kanal geometrisi



Düz Kanal



Helisel Uç



Helisel Kanal 10°



Helisel Kanal 15°



Helisel Kanal 27°



Helisel Kanal 30°



Helisel Kanal 35°



Helisel Kanal 40°



Helisel Kanal 45°



Helisel Kanal 48°



Kanalsız

Yaygın ikonlar

Standart

DIN
371 \leq 10
376 \geq 12

DIN
371

DIN
374

DIN
376

DIN
2174

DIN
2184-1

DIN
40435

DIN
5156

DIN
ANSI

ISO
529

~DIN
371

Tolerans

2B

2BX

3B

2B
3B

Normal

6H

6HX

6H
mod.

6G

6GX

Dönüştürme tablosu

Metrikten İngiliz ölçü birimine

Mesafe

1 metre = 39,370 inç
1 metre = 3,281 feet
1 milimetre = 0,039 inç

Ağırlık

1 kilogram = 2,205 pounds
1 kilogram = 35,274 ounces

Tork

1 Newton metre (Nm) = 0.738 pound-kuvvet ayak (ft-lbs)
1 Newton metre (Nm) = 8.851 pound-kuvvet inç (in-lbs)

İngiliz ölçü biriminden metriğe

Mesafe

1 inç = 25,4 milimetre
1 foot = 0,3 metre
1 foot = 304,8 milimetre

Ağırlık

1 pound = 0,45 kilogram
1 ounce = 28,35 gram

Tork

1 pound-kuvvet ayak (ft-lbs) = 1.4 Newton metre (Nm)
1 pound-kuvvet inç (in-lbs) = 0.1 Newton metre (Nm)

Formüller ve tanımlar:

	Metrik	İngiliz ölçü birimi
v_c = Kesme hızı	m/dk (metre/dakika)	ft/min (ayak/dakika)
n = Fener mili hızı	dev/dk (dakika başına devir)	
v_f = tabla ilerlemesi	mm/dk	inç/dk
CICT= Toplam kesici ağız sayısı		
ZEFF= Etkin kesici ağız sayısı		
f_z = diş başına ilerleme	mm/z	inç/z
f_n = Devir başına ilerleme	mm/dev	inç/dev
h_{ex} = maksimum kalınlık	mm	İnç
AP/APMX = depth of cut/deth of derinliği/maksimum kesme derinliği	mm	İnç
W1= kesici uç genişliği	mm	İnç
a_e = kesme genişliği	mm	İnç
a_e/D_c = Radyal daldırma	%	%
D = takım çapı	mm	İnç
T = İşleme süresi	dk	dk
Q = Talaş kaldırma oranı	cm ³ /dk	inç ³ /dk.
n_{ap} =paso sayısı		
TPI = inç başına diş		
k_c = spesifik kesme kuvveti	N/mm ²	lbs/inç ²
R_a = Yüzey pürüzlülüğü	µm	µin

Çevreye saygı için

Hemen şimdi Coromant Geri Dönüşüm Projesine (CRC) katılın

Coromant Geri Dönüşüm Projesi (CRC) Sandvik Coromant'ın tüm müşterilerine sunduğu kullanılmış karbür uçları ve yekpare karbür takımları içeren kapsamlı bir servistir. Yenilenemeyen hammadde ihtiyacının artması sebebiyle tüm üreticilere düşen görev azalan kaynakların ekonomik yönetimidir. Sandvik Coromant'ın bu konuda üstlendiği rol kullanılmış karbür uçları ve yekpare karbür takımları toplamayı sağlamak ve onları çevreye zarar vermeden geri kazandırmaktır.

Tüm kullanılmış karbür uçlar çalışma alanındaki toplama kutusunda toplanır.

Toplama kutusu yeterince dolduğunda taşıma kutusuna transfer edilir. Daha sonra dolu taşıma kutusu en yakın Sandvik Coromant ofisine ya da yetkili Coromant satıcısına gönderilir. Daha geniş bilgi için Coromant yetkilisiyle görüşünüz.

CRC'nin yararları kendini gösterir

- Dünya çapında ISO ve OHSAS onaylı bir geri dönüşüm sistemi.
- Tüm Sandvik Coromant müşterilerine açıktır.
- Toplama ve taşıma kutuları ile kolay prosedür.
- Çevre üzerindeki yükü hafifleten daha az atık.
- Kaynaklardan daha iyi yararlanma.
- Ayrıca, diğer üreticilerin karbür uçları da kabul edilir.



Her torna, frezeleme tezgahı, matkap için veya işleme merkeziniz için toplama kutuları sipariş edin. Uçlar için bir toplama kutusu ve her kesim atölyesi yekpare karbür takımlar için de ayrı bir toplama kutusu öneriyoruz.

Kullanılmış sinterlenmiş karbürleri nasıl satmanız gerektiğine dair ayrıntılı talimatlar için lütfen www.sandvik.coromant.com adresini ziyaret edin ve pazarınızı seçin.

Toplama kutusu (sarı):
Yekpare karbür takımlar için taşıma kutusu (kontrplak):
Kesici uçlar için taşıma kutusu (kontrplak):

Sipariş numaraları
91617
92994
92995

Kod	Sayfa	Kod	Sayfa	Kod	Sayfa
391.60A-OZ	264	E056	130	E616	149
3916.0XXXX	255	E057	82	E735	218
392.41062	252	E058	127	E736	139
392.41063	252	E059	47	E737	219
392.5563	253	E060	90	E738	140
3920.0XXXX	255	E064	241	E821	49
393.03-SE1	262	E069	129	E822	46
393.03-SE2	262	E074	245	E823	51
393.03-SES1	261	E079	135	E825	30
393.03-SES2	261	E080	142	E827	32
393.03-SES3	261	E085	105	E830	43
393.14-XX	257	E090	233	E831	48
393.2060	260	E091	234	E832	45
393.2062	254	E094	232	E833	50
393.2063	254	E095	136	E835	29
3932.0XXXX	255	E096	235	E836	40
3940.0XXXX	255	E097	236	E837	31
5533 051-xx	256	E099	237	E838	41
A		E195	183	E839	44
A393.14-XX	258	E207	179	E852	65
A393.2062	254	E212	180	E854	55
A393.2063	254	E245	184	E855	73
C		E258	181	E856	72
Cx-391.60	259	E263	182	E862	104
Cx-391.60B	263-264	E301	222	E864	94
Cx-391.61	259	E302	223-224	E865	117
Cx-391.62	250-251	E305	227	E866	116
Cx-391.63	250-251	E306	225	E872	83
E		E308	229	E873	89
E000	152	E309	226	E874	78
E001	153	E310	228	E875	86
E002	194	E313	141	E876	85
E003	195	E314	92	E877	91
E005	150	E315	230	E882	128
E006	151	E316	93	E883	134
E007	192	E317	238	E884	123
E008	193	E323	247	E885	132
E010	160-161	E324	53	E886	131
E011	162-163	E326	54	E887	137
E012	202	E344	61	E890	231
E013	203	E345	63	E891	239
E015	158	E346	101	E892	240
E016	159	E347	102	E893	244
E017	200	E352	34	EP006G	147
E018	201	E353	35	EP006H	143-144
E020	169	E354	110	EP016G	148
E021	170	E355	112	EP016H	145-146
E022	208	E358	68	EP03P	56-57
E023	209	E359	70	EP03PA	59
E025	166	E360	114	EP09P	58
E026	167-168	E361	115	EP10	154
E027	206	E362	138	EP11	156-157
E028	207	E363	121	EP13P	74-75
E030	175	E364	77	EP13PA	76
E031	176	E367	122	EP20	164
E032	214	E404	103	EP21	165
E033	215	E416	52	EP23PA	79-80
E035	173	E446	22	EP29PA	81
E036	174	E447	23	EP30	171
E037	212	E448	69	EP31	172
E038	213	E449	71	EP33PA	87
E045	66	E450	111	EP39PA	88
E046	67	E451	113	EP40	177
E047	106	E454	62	EP41	178
E048	107	E455	64	ES03K	24
E049	60	E462	26	ES09K	28
E050	99	E463	27	ES13K	38
E051	100	E523	242	EX006G	189
E053	33	E530	246	EX006H	185-186
E054	42	E596	243	EX016G	190
E055	84	E615	191	EX016H	187-188

Kod	Sayfa	Kod	Sayfa	Kod	Sayfa
EX03P	95-96				
EX03PA	98				
EX09P	97				
EX10	196-197				
EX11	198-199				
EX13P	118-119				
EX13PA	120				
EX20	204				
EX21	205				
EX23PA	124-125				
EX29PA	126				
EX30	210				
EX31	211				
EX33PA	133				
EX40	216				
EX41	217				
T					
T100	37				
T101	25				
T105	108				
T106	109				
T110	36				
T115	220				
T116	221				
T120	39				